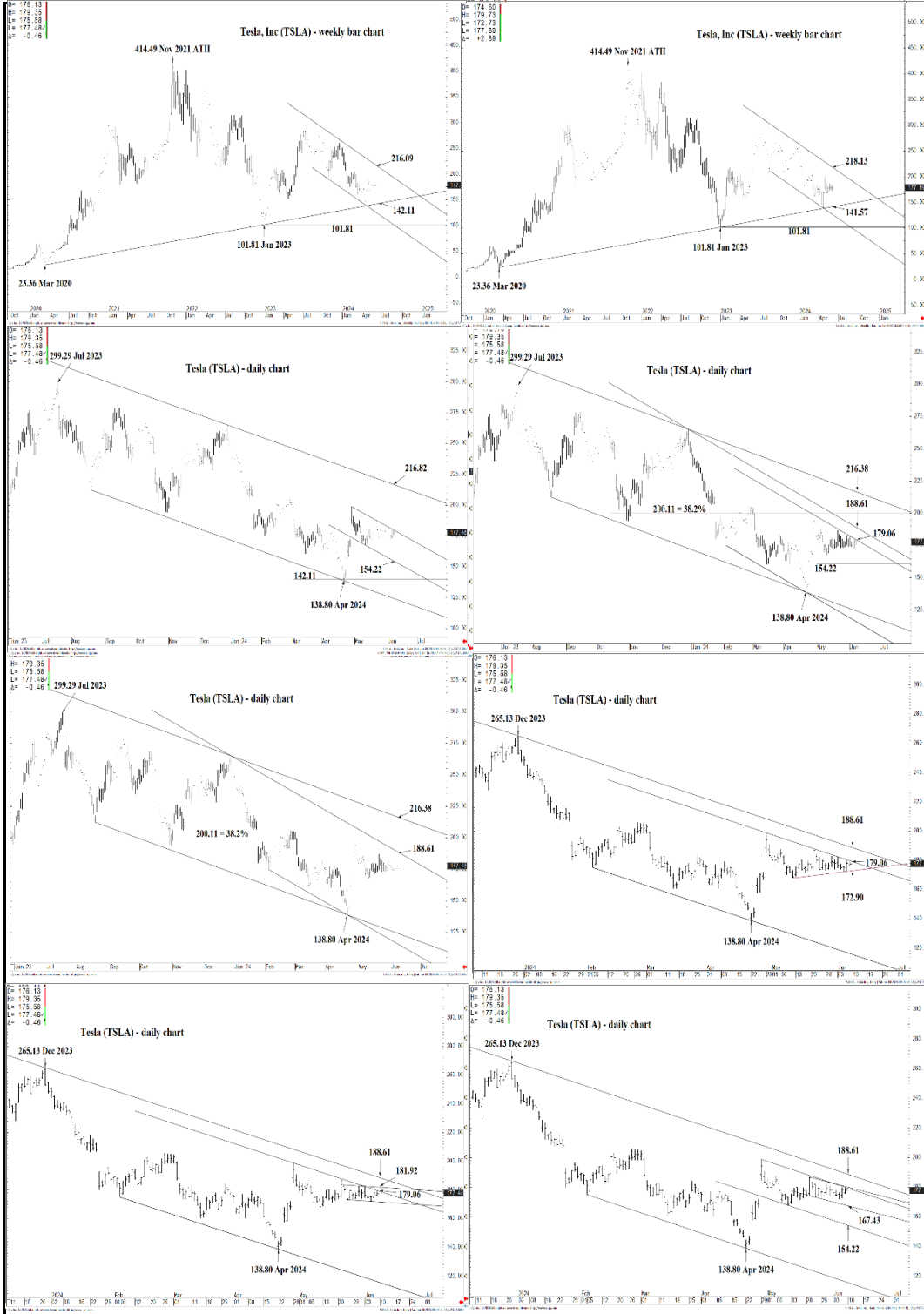




# WICKED STOCKS

DIRECTIONAL CLARITY FOR THE ACTIVE INVESTOR



## Support and Resistance

- 200.11 \* intra-day containment
- 198.75 \* minor
- 188.61 \*\*\*\* multi-wk contain UP**
- 185.03 \* minor
- 181.92 \* minor
- 179.06 \* session containment**
- 175.58 \* minor
- 172.90 \* intra-day containment
- 170.15 \* minor
- 167.43 \* session containment**
- 165.12 \* minor
- 162.24 \* minor
- 160.00 \* minor
- 154.22 \*\*\* weekly containment DP**
- 150.86 \* minor
- 147.26 \* minor
- 144.44 \* session containment**

O= 176.13  
 H= 179.35  
 L= 175.58  
 L= 177.48✓  
 Δ= -0.46

### Tesla, Inc (TSLA) - weekly bar chart



### Support and Resistance

- 200.11 \* intra-day containment
- 198.75 \* minor
- 188.61 \*\*\*\* multi-wk contain UP**
- 185.03 \* minor
- 181.92 \* minor
- 179.06 \* session containment**
- 175.58 \* minor
- 172.90 \* intra-day containment
- 170.15 \* minor
- 167.43 \* session containment**
- 165.12 \* minor
- 162.24 \* minor
- 160.00 \* minor
- 154.22 \*\*\* weekly containment DP**
- 150.86 \* minor
- 147.26 \* minor
- 144.44 \* session containment**

CGG Inc. © 2024 All rights reserved worldwide. <http://www.cgg.com>

S.TSLA - Tesla Inc., Weekly | Sat Jun 08 2024 09:27:48, CGG 23.12.8032



O= 176.13  
 H= 179.35  
 L= 175.58  
 L= 177.48✓  
 Δ= -0.46

### Tesla, Inc (TSLA) - weekly bar chart



### Support and Resistance

- 200.11 \* intra-day containment
- 198.75 \* minor
- 188.61 \*\*\*\* multi-wk contain UP**
- 185.03 \* minor
- 181.92 \* minor
- 179.06 \* session containment**
- 175.58 \* minor
- 172.90 \* intra-day containment
- 170.15 \* minor
- 167.43 \* session containment**
- 165.12 \* minor
- 162.24 \* minor
- 160.00 \* minor
- 154.22 \*\*\* weekly containment DP**
- 150.86 \* minor
- 147.26 \* minor
- 144.44 \* session containment**





### Support and Resistance

200.11 *	intra-day containment
198.75 *	minor
<b>188.61 ****</b>	<b>multi-wk contain UP</b>
185.03 *	minor
181.92 *	minor
<b>179.06 *</b>	<b>session containment</b>
175.58 *	minor
172.90 *	intra-day containment
170.15 *	minor
<b>167.43 *</b>	<b>session containment</b>
165.12 *	minor
162.24 *	minor
160.00 *	minor
<b>154.22 ***</b>	<b>weekly containment DP</b>
150.86 *	minor
147.26 *	minor
<b>144.44 *</b>	<b>session containment</b>



O= 176.13  
 H= 179.35  
 L= 175.58  
 L= 177.48 ✓  
 Δ= -0.46

299.29 Jul 2023

### Tesla (TSLA) - daily chart



### Support and Resistance

- 200.11 \* intra-day containment
- 198.75 \* minor
  
- 188.61 \*\*\*\* multi-wk contain UP**
  
- 185.03 \* minor
- 181.92 \* minor
  
- 179.06 \* session containment**
  
- 175.58 \* minor
- 172.90 \* intra-day containment
- 170.15 \* minor
  
- 167.43 \* session containment**
  
- 165.12 \* minor
- 162.24 \* minor
- 160.00 \* minor
  
- 154.22 \*\*\* weekly containment DP**
  
- 150.86 \* minor
- 147.26 \* minor
  
- 144.44 \* session containment**





Tesla (TSLA) - daily chart

**Support and Resistance**

- 200.11 \* intra-day containment
- 198.75 \* minor
- 188.61 \*\*\*\* multi-wk contain UP**
- 185.03 \* minor
- 181.92 \* minor
- 179.06 \* session containment**
- 175.58 \* minor
- 172.90 \* intra-day containment
- 170.15 \* minor
- 167.43 \* session containment**
- 165.12 \* minor
- 162.24 \* minor
- 160.00 \* minor
- 154.22 \*\*\* weekly containment DP**
- 150.86 \* minor
- 147.26 \* minor
- 144.44 \* session containment**



O= 176.13  
 H= 179.35  
 L= 175.58  
 L= 177.48✓  
 Δ= -0.46

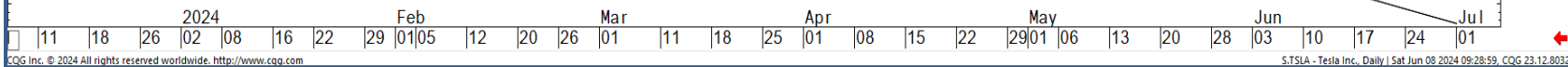
### Tesla (TSLA) - daily chart

265.13 Dec 2023

138.80 Apr 2024

### Support and Resistance

- 300.00 200.11 \* intra-day containment
- 280.00 198.75 \* minor
- 260.00 **188.61 \*\*\*\* multi-wk contain UP**
- 240.00 185.03 \* minor
- 220.00 181.92 \* minor
- 200.00 **179.06 \* session containment**
- 180.00 175.58 \* minor
- 177.48 172.90 \* intra-day containment
- 160.00 170.15 \* minor
- 140.00 **167.43 \* session containment**
- 120.00 165.12 \* minor
- 162.24 \* minor
- 160.00 160.00 \* minor
- 154.22 \*\*\* weekly containment DP**
- 150.86 \* minor
- 147.26 \* minor
- 144.44 \* session containment**




O= 176.13  
 H= 179.35  
 L= 175.58  
 L= 177.48✓  
 Δ= -0.46

### Tesla (TSLA) - daily chart

265.13 Dec 2023

138.80 Apr 2024

- #### Support and Resistance
- 200.11 \* intra-day containment
  - 198.75 \* minor
  - 188.61 \*\*\*\* multi-wk contain UP**
  - 185.03 \* minor
  - 181.92 \* minor
  - 179.06 \* session containment**
  - 175.58 \* minor
  - 172.90 \* intra-day containment
  - 170.15 \* minor
  - 167.43 \* session containment**
  - 165.12 \* minor
  - 162.24 \* minor
  - 160.00 \* minor
  - 154.22 \*\*\* weekly containment DP**
  - 150.86 \* minor
  - 147.26 \* minor
  - 144.44 \* session containment**





O= 176.13  
 H= 179.35  
 L= 175.58  
 L= 177.48✓  
 Δ= -0.46

# Tesla (TSLA) - daily chart



## Support and Resistance

- 200.11 \* intra-day containment
- 198.75 \* minor
- 188.61 \*\*\*\* multi-wk contain UP**
- 185.03 \* minor
- 181.92 \* minor
- 179.06 \* session containment**
- 175.58 \* minor
- 172.90 \* intra-day containment
- 170.15 \* minor
- 167.43 \* session containment**
- 165.12 \* minor
- 162.24 \* minor
- 160.00 \* minor
- 154.22 \*\*\* weekly containment DP**
- 150.86 \* minor
- 147.26 \* minor
- 144.44 \* session containment**

