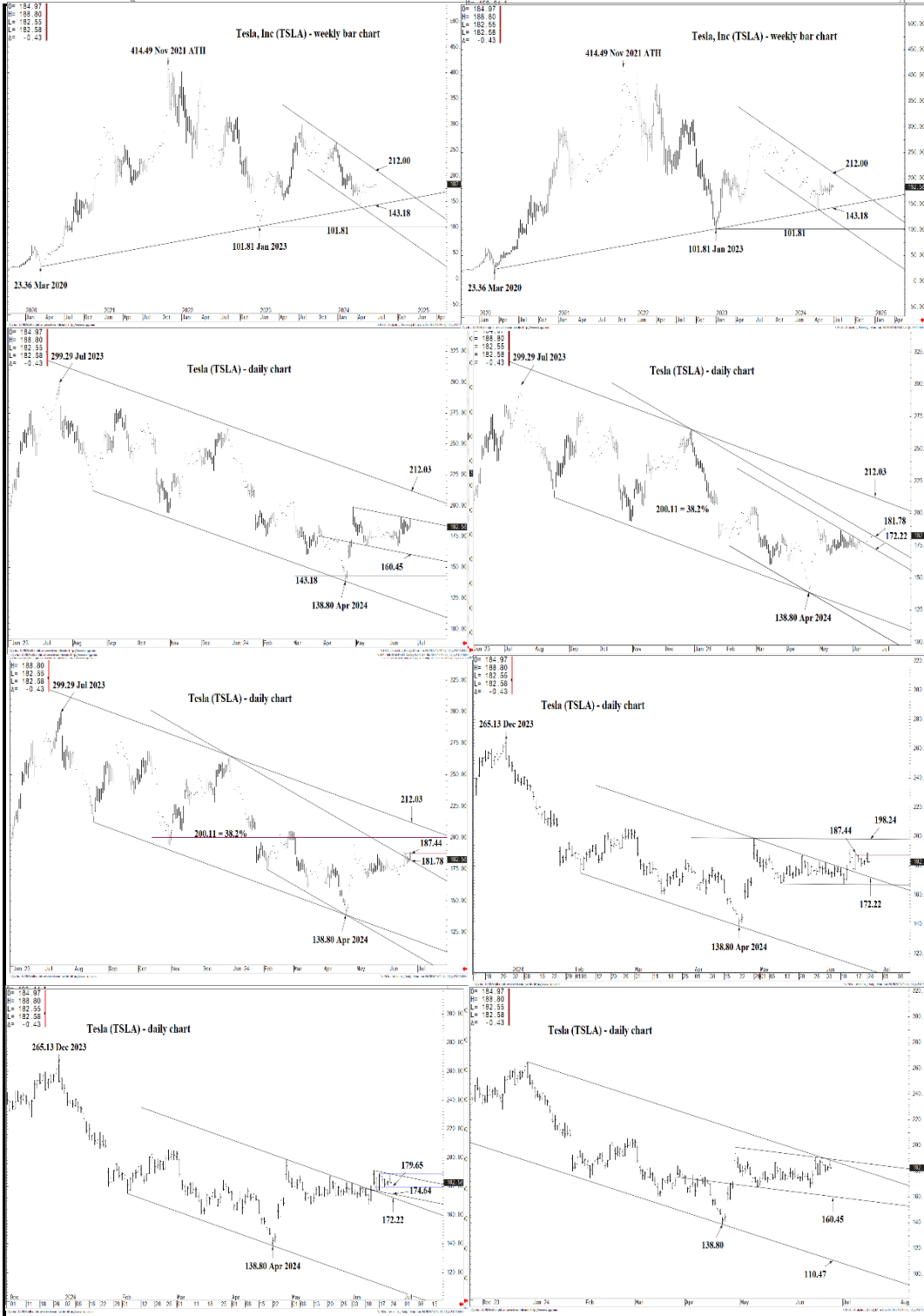




WICKED STOCKS

DIRECTIONAL CLARITY FOR THE ACTIVE INVESTOR



Support and Resistance

- 200.11** *** weekly containment
- 198.24** *** weekly containment
- 194.05 * minor
- 192.89 * minor
- 189.15 * minor
- 187.44** * session containment UP
- 183.15 * minor
- 181.78 * minor
- 179.65 * intra-day containment
- 177.00 * minor
- 174.64** * session containment
- 172.22** * session containment DP
- 169.78 * minor
- 165.50 * minor
- 163.28 * minor
- 160.45** *** weekly containment DP

O= 184.97
 H= 188.80
 L= 182.55
 L= 182.58
 Δ= -0.43

Tesla, Inc (TSLA) - weekly bar chart



Support and Resistance

- 200.11 *** weekly containment**
- 198.24 *** weekly containment**
- 194.05 * minor
- 192.89 * minor
- 189.15 * minor
- 187.44 * session containment UP**
- 183.15 * minor
- 181.78 * minor
- 179.65 * intra-day containment
- 177.00 * minor
- 174.64 * session containment**
- 172.22 * session containment DP**
- 169.78 * minor
- 165.50 * minor
- 163.28 * minor
- 160.45 *** weekly containment DP**



O= 184.97
 H= 188.80
 L= 182.55
 L= 182.58
 Δ= -0.43

Tesla, Inc (TSLA) - weekly bar chart



Support and Resistance

- 200.11** *** weekly containment
- 198.24** *** weekly containment
- 194.05 * minor
- 192.89 * minor
- 189.15 * minor
- 187.44** * session containment UP
- 183.15 * minor
- 181.78 * minor
- 179.65 * intra-day containment
- 177.00 * minor
- 174.64** * session containment
- 172.22** * session containment DP
- 169.78 * minor
- 165.50 * minor
- 163.28 * minor
- 160.45** *** weekly containment DP





Support and Resistance

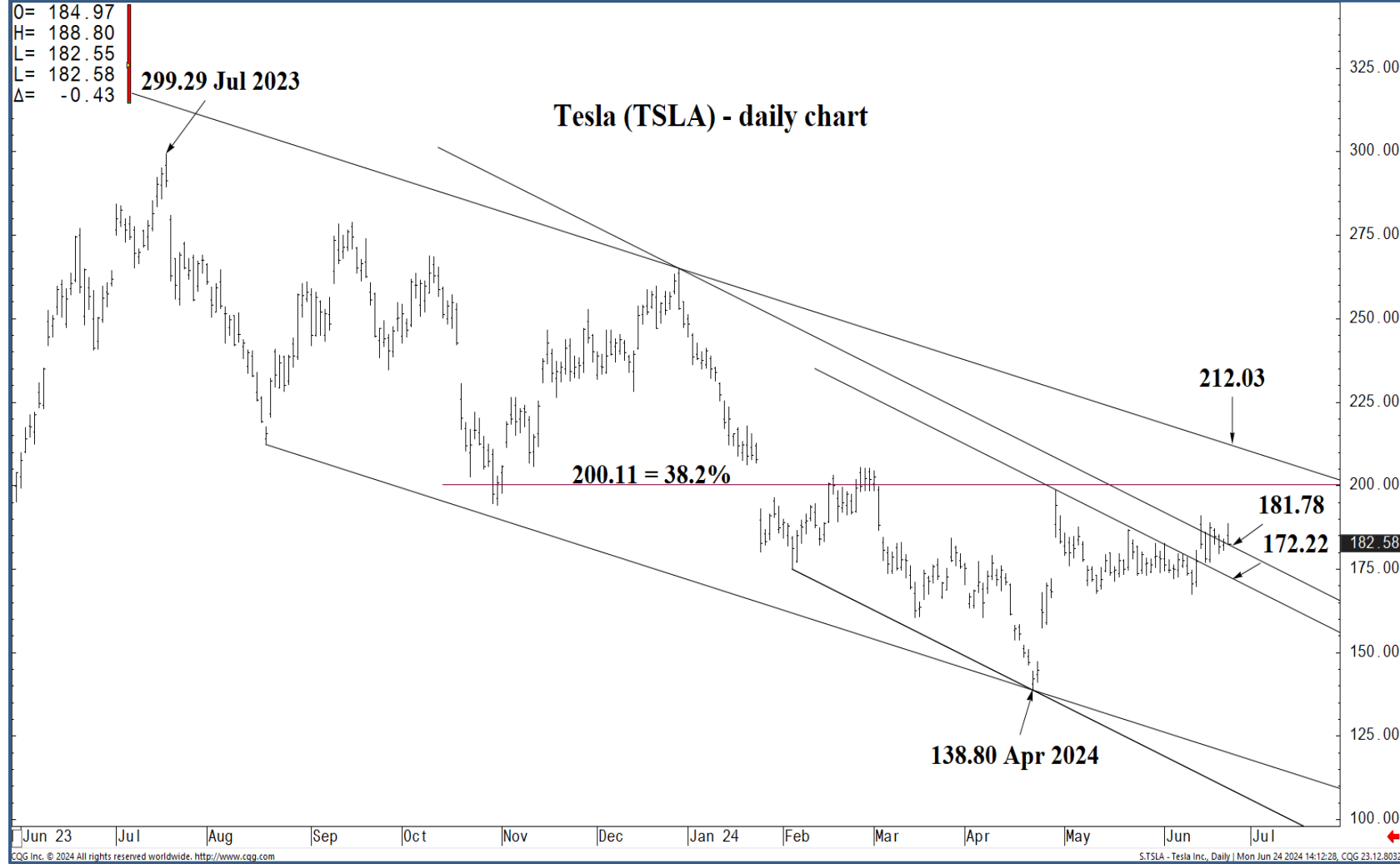
- 200.11 *** weekly containment**
- 198.24 *** weekly containment**
- 194.05 * minor
- 192.89 * minor
- 189.15 * minor
- 187.44 * session containment UP**
- 183.15 * minor
- 181.78 * minor
- 179.65 * intra-day containment
- 177.00 * minor
- 174.64 * session containment**
- 172.22 * session containment DP**
- 169.78 * minor
- 165.50 * minor
- 163.28 * minor
- 160.45 *** weekly containment DP**



O= 184.97
 H= 188.80
 L= 182.55
 L= 182.58
 Δ= -0.43

299.29 Jul 2023


Tesla (TSLA) - daily chart



Support and Resistance

- 200.11 *** weekly containment**
- 198.24 *** weekly containment**
- 194.05 * minor
- 192.89 * minor
- 189.15 * minor
- 187.44 * session containment UP**
- 183.15 * minor
- 181.78 * minor
- 179.65 * intra-day containment
- 177.00 * minor
- 174.64 * session containment**
- 172.22 * session containment DP**
- 169.78 * minor
- 165.50 * minor
- 163.28 * minor
- 160.45 *** weekly containment DP**





Support and Resistance

- 200.11** *** weekly containment
- 198.24** *** weekly containment
- 194.05 * minor
- 192.89 * minor
- 189.15 * minor
- 187.44** * session containment UP
- 183.15 * minor
- 181.78 * minor
- 179.65 * intra-day containment
- 177.00 * minor
- 174.64** * session containment
- 172.22** * session containment DP
- 169.78 * minor
- 165.50 * minor
- 163.28 * minor
- 160.45** *** weekly containment DP



O= 184.97
 H= 188.80
 L= 182.55
 L= 182.58
 Δ= -0.43

Tesla (TSLA) - daily chart

265.13 Dec 2023



320.00
 300.00
 280.00
 260.00
 240.00
 220.00
 200.00
 180.00
 160.00
 140.00
 120.00

Support and Resistance

- 200.11 *** weekly containment**
- 198.24 *** weekly containment**
- 194.05 * minor
- 192.89 * minor
- 189.15 * minor
- 187.44 * session containment UP**
- 183.15 * minor
- 181.78 * minor
- 179.65 * intra-day containment
- 177.00 * minor
- 174.64 * session containment**
- 172.22 * session containment DP**
- 169.78 * minor
- 165.50 * minor
- 163.28 * minor
- 160.45 *** weekly containment DP**

182.58
 180.00
 160.00
 140.00
 120.00

138.80 Apr 2024

187.44

198.24

172.22

2024

Feb

Mar

Apr

May

Jun

Jul

18 26 02 08 16 22 29 01 05 12 20 26 01 11 18 25 01 08 15 22 29 01 06 13 20 28 03 10 17 24 01 08

COG Inc. © 2024 All rights reserved worldwide. <http://www.cog.com>

S:TSLA - Tesla Inc., Daily | Mon Jun 24 2024 14:13:44, COG 23-12-8032



O= 184.97
 H= 188.80
 L= 182.55
 L= 182.58
 Δ= -0.43

Tesla (TSLA) - daily chart

265.13 Dec 2023

138.80 Apr 2024

179.65

174.64

172.22

300.00
280.00
260.00
240.00
220.00
200.00
180.00
160.00
140.00
120.00

Support and Resistance

- 200.11** *** weekly containment
- 198.24** *** weekly containment
- 194.05 * minor
- 192.89 * minor
- 189.15 * minor
- 187.44** * session containment UP
- 183.15 * minor
- 181.78 * minor
- 179.65 * intra-day containment
- 177.00 * minor
- 174.64** * session containment
- 172.22** * session containment DP
- 169.78 * minor
- 165.50 * minor
- 163.28 * minor
- 160.45** *** weekly containment DP

182.58

Dec 01 11 18 26 2024 02 08 16 22 Feb 29 01 12 20 26 Mar 01 11 18 25 Apr 01 08 15 22 May 01 06 13 20 28 Jun 03 10 17 24 Jul 01 08 15



O= 184.97
H= 188.80
L= 182.55
C= 182.58
Δ= -0.43

Tesla (TSLA) - daily chart



Support and Resistance

- 200.11 *** weekly containment**
- 198.24 *** weekly containment**
- 194.05 * minor
- 192.89 * minor
- 189.15 * minor
- 187.44 * session containment UP**
- 183.15 * minor
- 181.78 * minor
- 179.65 * intra-day containment
- 177.00 * minor
- 174.64 * session containment**
- 172.22 * session containment DP**
- 169.78 * minor
- 165.50 * minor
- 163.28 * minor
- 160.45 *** weekly containment DP**

Dec 23 | Jan 24 | Feb | Mar | Apr | May | Jun | Jul | Aug

CGG Inc. © 2024 All rights reserved worldwide. <http://www.cgg.com> S:TSLA - Tesla Inc., Daily | Mon Jun 24 2024 14:12:02, CGG 23.12.8032

