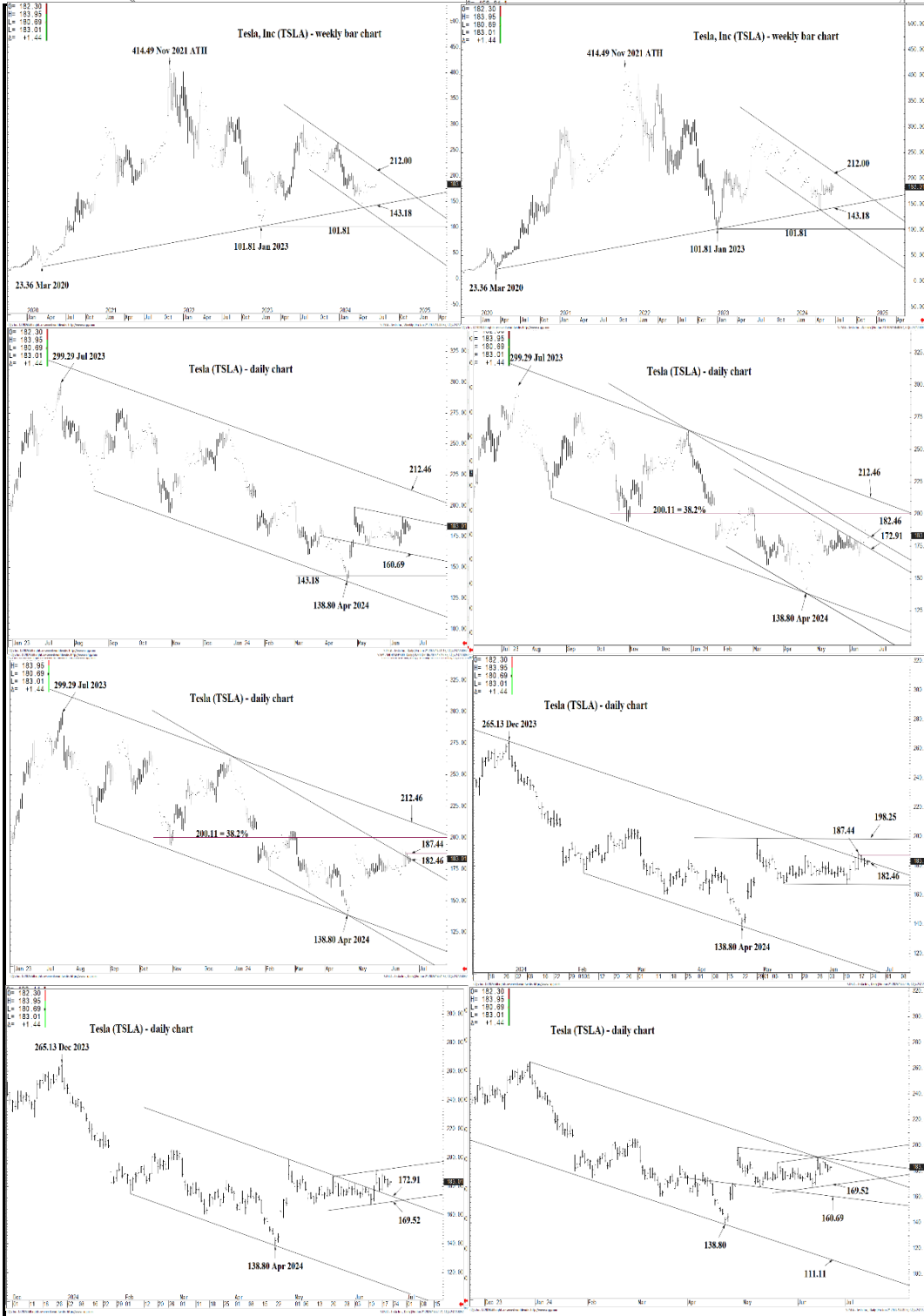




# WICKED STOCKS

DIRECTIONAL CLARITY FOR THE ACTIVE INVESTOR



## Support and Resistance

- 200.11 \*\*\* weekly containment**
- 198.25 \*\*\* weekly containment**
  
- 194.05 \* minor
- 191.08 \* minor
- 189.15 \* minor
  
- 187.44 \* session containment UP**
  
- 184.27 \* minor
- 182.46 \* intra-day containment
- 179.66 \* minor
- 176.06 \* minor
  
- 172.91 \* session containment**
- 169.52 \* session containment DP**
  
- 165.50 \* minor
- 163.28 \* minor
  
- 160.69 \*\*\* weekly containment DP**

O= 182.30  
 H= 183.95  
 L= 180.69  
 L= 183.01  
 Δ= +1.44

### Tesla, Inc (TSLA) - weekly bar chart



### Support and Resistance

- 200.11 \*\*\* weekly containment**
- 198.25 \*\*\* weekly containment**
- 194.05 \* minor
- 191.08 \* minor
- 189.15 \* minor
- 187.44 \* session containment UP**
- 184.27 \* minor
- 182.46 \* intra-day containment
- 179.66 \* minor
- 176.06 \* minor
- 172.91 \* session containment**
- 169.52 \* session containment DP**
- 165.50 \* minor
- 163.28 \* minor
- 160.69 \*\*\* weekly containment DP**



O= 182.30  
 H= 183.95  
 L= 180.69  
 L= 183.01  
 Δ= +1.44

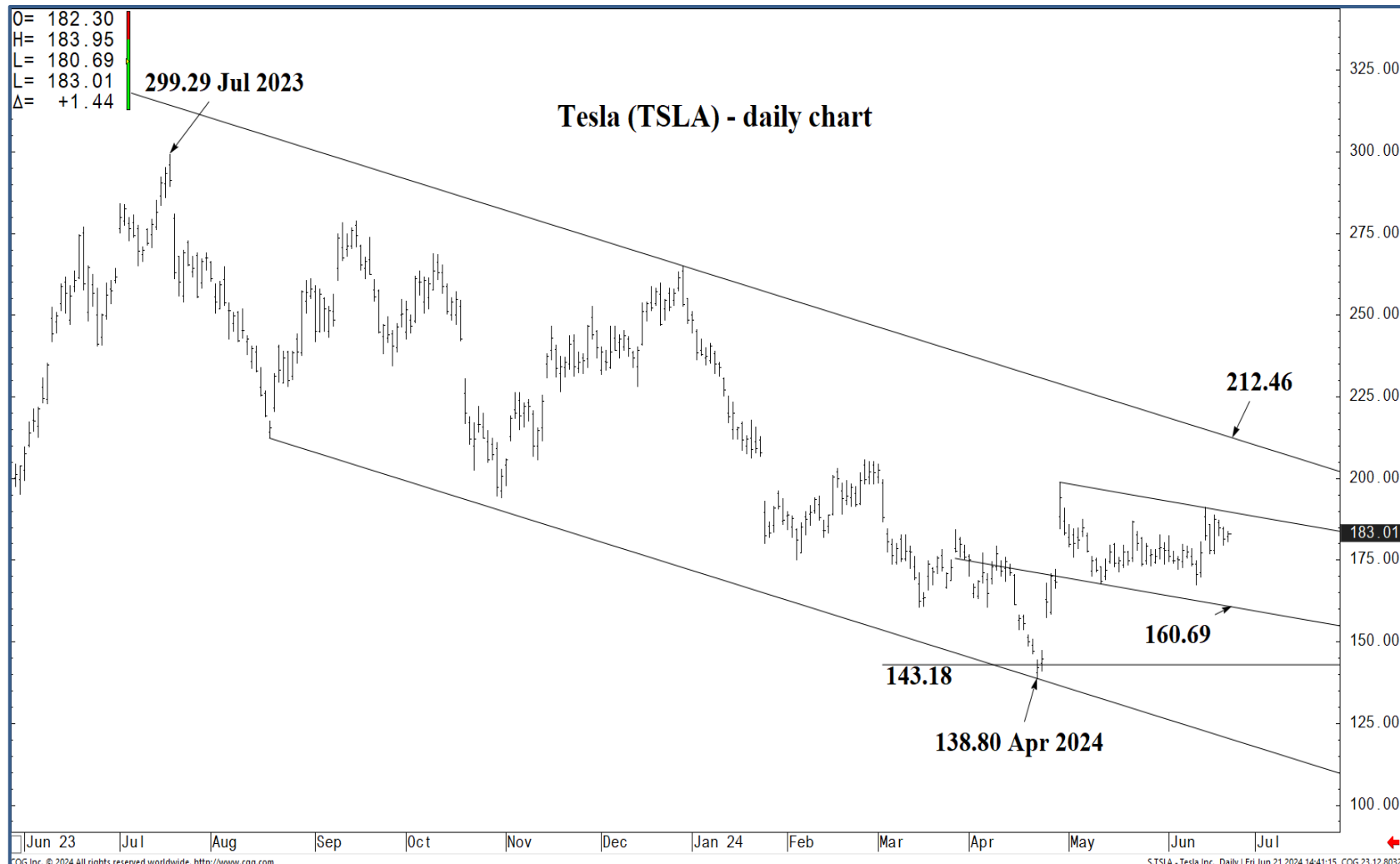
### Tesla, Inc (TSLA) - weekly bar chart



### Support and Resistance

- 200.11** \*\*\* weekly containment
- 198.25** \*\*\* weekly containment
- 194.05 \* minor
- 191.08 \* minor
- 189.15 \* minor
- 187.44** \* session containment UP
- 184.27 \* minor
- 182.46 \* intra-day containment
- 179.66 \* minor
- 176.06 \* minor
- 172.91** \* session containment
- 169.52** \* session containment DP
- 165.50 \* minor
- 163.28 \* minor
- 160.69** \*\*\* weekly containment DP

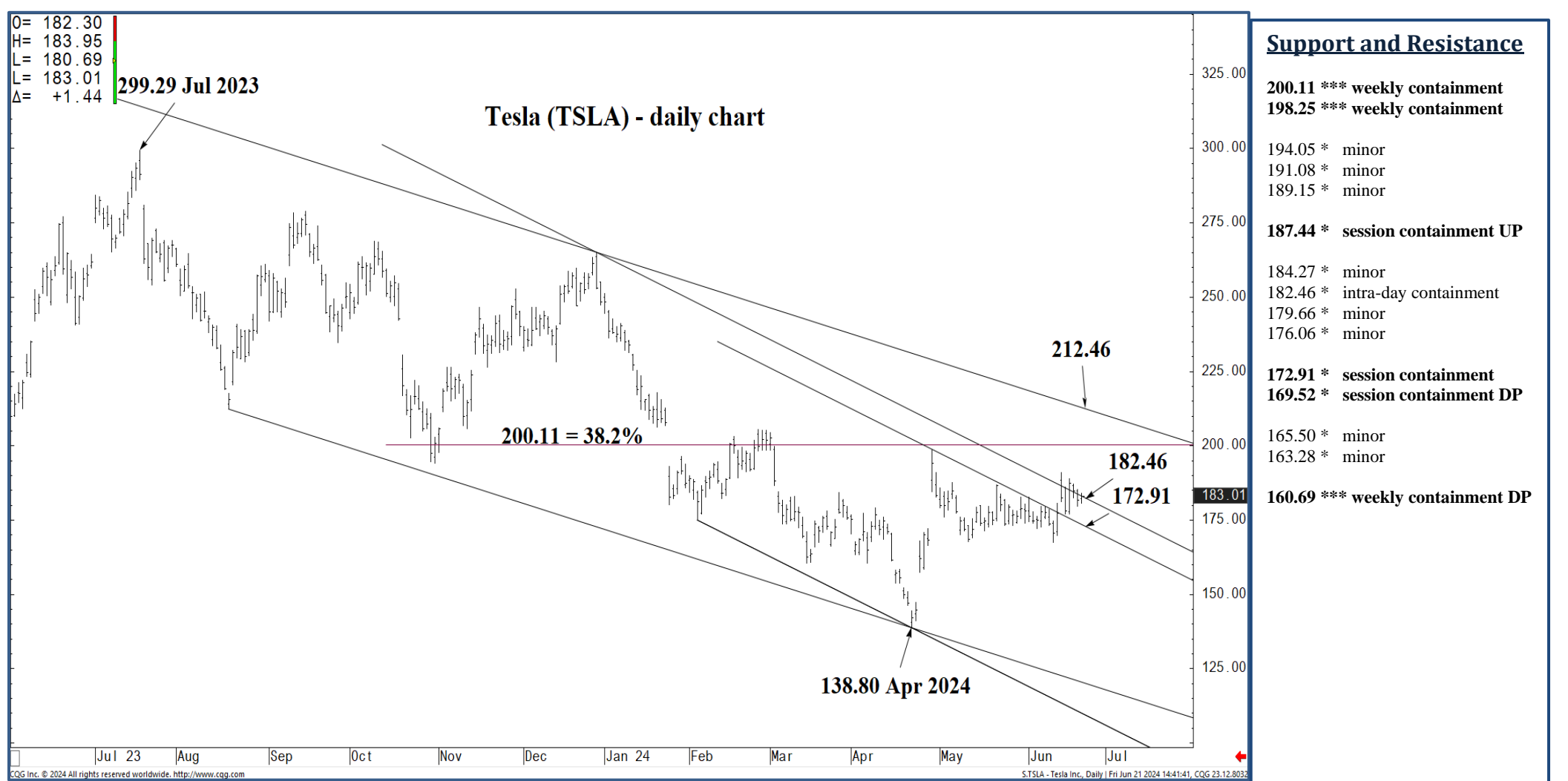


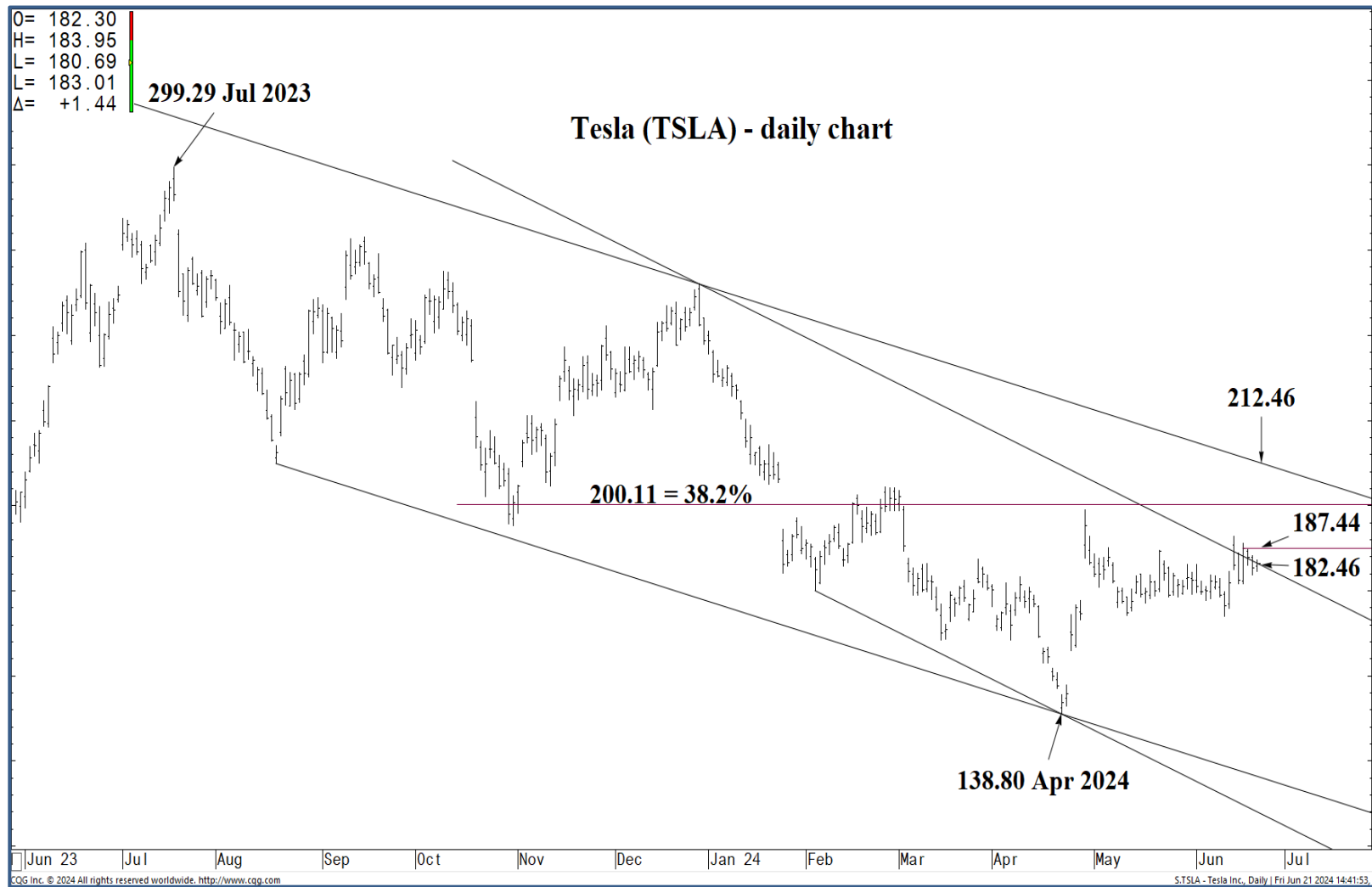


### Support and Resistance

<b>200.11</b> ***	weekly containment
<b>198.25</b> ***	weekly containment
194.05 *	minor
191.08 *	minor
189.15 *	minor
<b>187.44</b> *	session containment UP
184.27 *	minor
182.46 *	intra-day containment
179.66 *	minor
176.06 *	minor
<b>172.91</b> *	session containment
<b>169.52</b> *	session containment DP
165.50 *	minor
163.28 *	minor
<b>160.69</b> ***	weekly containment DP







### Support and Resistance

- 200.11** \*\*\* weekly containment
- 198.25** \*\*\* weekly containment
- 194.05 \* minor
- 191.08 \* minor
- 189.15 \* minor
- 187.44** \* session containment UP
- 184.27 \* minor
- 182.46 \* intra-day containment
- 179.66 \* minor
- 176.06 \* minor
- 172.91** \* session containment
- 169.52** \* session containment DP
- 165.50 \* minor
- 163.28 \* minor
- 160.69** \*\*\* weekly containment DP



O= 182.30  
 H= 183.95  
 L= 180.69  
 C= 183.01  
 Δ= +1.44

### Tesla (TSLA) - daily chart

265.13 Dec 2023

138.80 Apr 2024

320.00  
 300.00  
 280.00  
 260.00  
 240.00  
 220.00  
 200.00  
 180.00  
 160.00  
 140.00  
 120.00

### Support and Resistance

**200.11** \*\*\* weekly containment  
**198.25** \*\*\* weekly containment

194.05 \* minor  
 191.08 \* minor  
 189.15 \* minor

**187.44** \* session containment UP

184.27 \* minor  
 182.46 \* intra-day containment  
 179.66 \* minor  
 176.06 \* minor

**172.91** \* session containment  
**169.52** \* session containment DP

165.50 \* minor  
 163.28 \* minor

**160.69** \*\*\* weekly containment DP

183.01

187.44  
 198.25  
 182.46

2024 18 26 02 08 16 22 29 01 05 12 20 26 01 11 18 25 01 08 15 22 29 01 06 13 20 28 03 10 17 24 01 08



O= 182.30  
 H= 183.95  
 L= 180.69  
 C= 183.01  
 Δ= +1.44

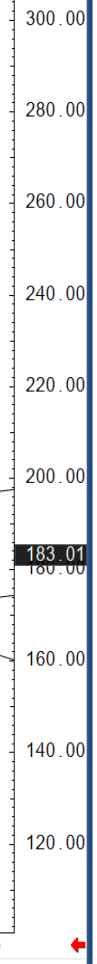
# Tesla (TSLA) - daily chart

265.13 Dec 2023

138.80 Apr 2024

## Support and Resistance

- 200.11** \*\*\* weekly containment
- 198.25** \*\*\* weekly containment
- 194.05 \* minor
- 191.08 \* minor
- 189.15 \* minor
- 187.44** \* session containment UP
- 184.27 \* minor
- 182.46 \* intra-day containment
- 179.66 \* minor
- 176.06 \* minor
- 172.91** \* session containment
- 169.52** \* session containment DP
- 165.50 \* minor
- 163.28 \* minor
- 160.69** \*\*\* weekly containment DP



Dec 01 11 18 26 2024 02 08 16 22 29 Feb 01 12 20 26 Mar 01 11 18 25 Apr 01 08 15 22 May 01 06 13 20 28 Jun 03 10 17 24 Jul 01 08 15

COG Inc. © 2024 All rights reserved worldwide. <http://www.cog.com>


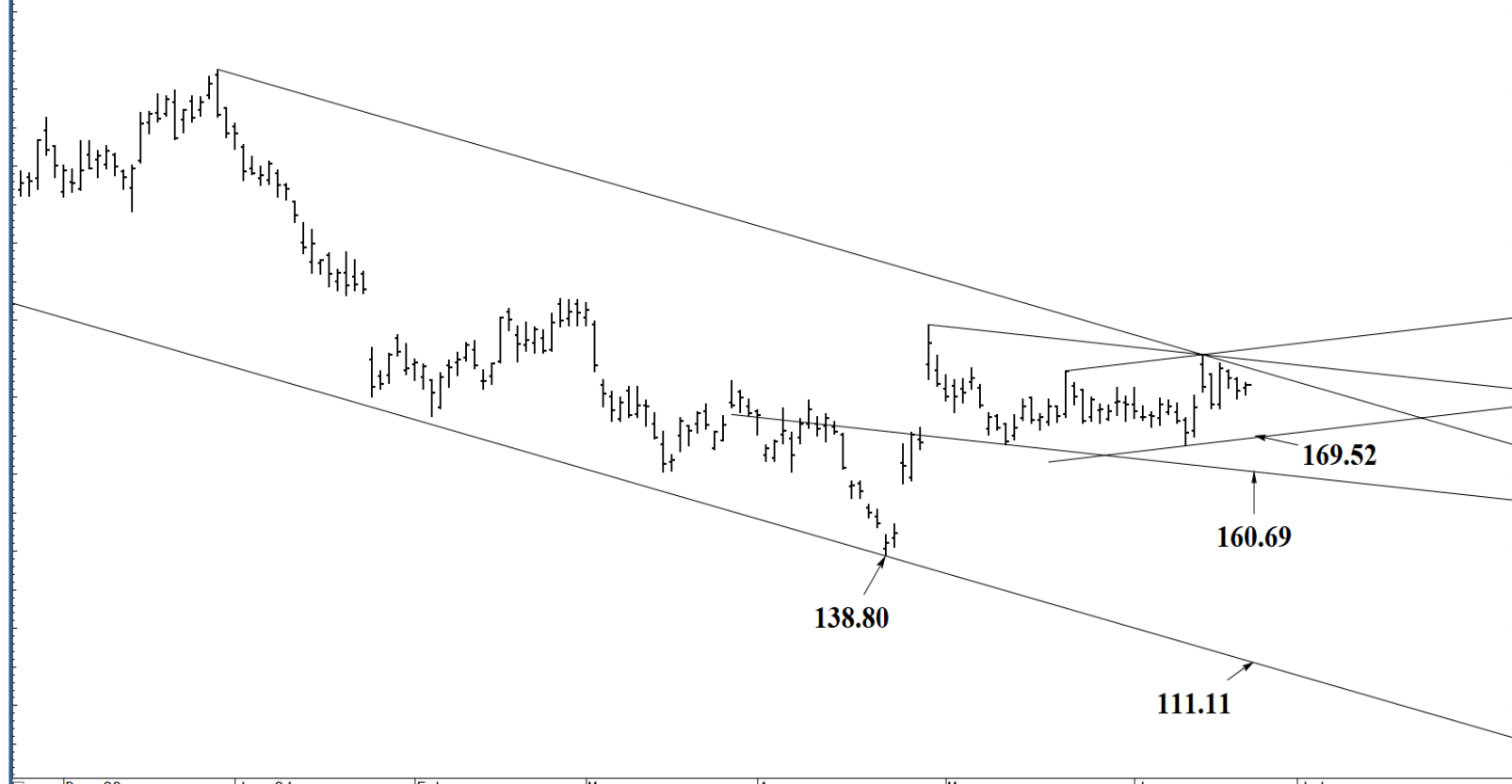
S:TSLA - Tesla Inc., Daily | Fri Jun 21 2024 14:42:21, COG 23.12.8032





O= 182.30  
 H= 183.95  
 L= 180.69  
 C= 183.01  
 Δ= +1.44

### Tesla (TSLA) - daily chart



### Support and Resistance

- 200.11 \*\*\* weekly containment**
- 198.25 \*\*\* weekly containment**
- 194.05 \* minor
- 191.08 \* minor
- 189.15 \* minor
- 187.44 \* session containment UP**
- 184.27 \* minor
- 182.46 \* intra-day containment
- 179.66 \* minor
- 176.06 \* minor
- 172.91 \* session containment**
- 169.52 \* session containment DP**
- 165.50 \* minor
- 163.28 \* minor
- 160.69 \*\*\* weekly containment DP**

Dec 23 | Jan 24 | Feb | Mar | Apr | May | Jun | Jul

