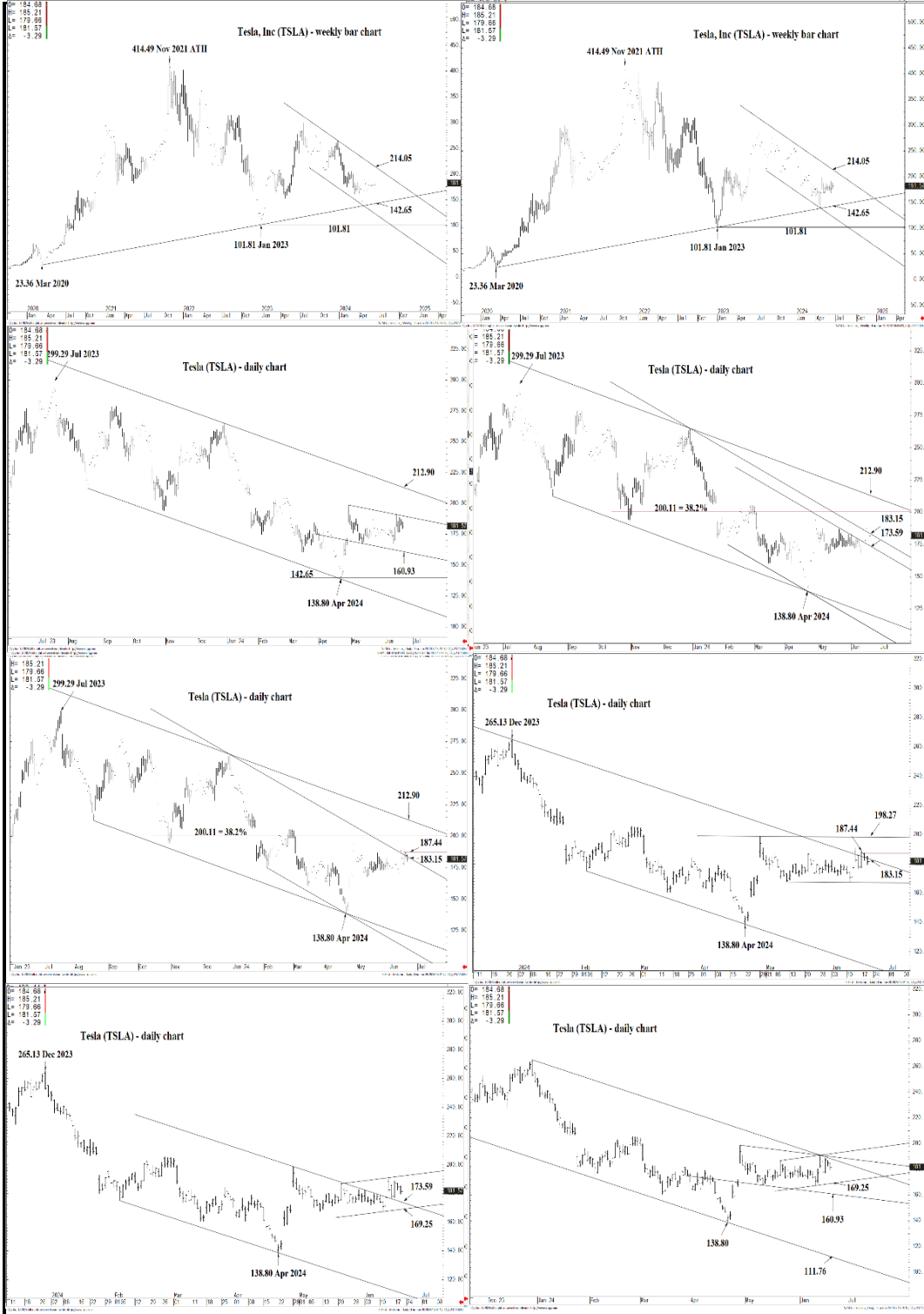




WICKED STOCKS

DIRECTIONAL CLARITY FOR THE ACTIVE INVESTOR



Support and Resistance

- 200.11** * session containment
- 198.27** * session containment
- 194.05 * minor
- 191.08 * minor
- 189.15 * minor
- 187.44** * session containment UP
- 185.41 * minor
- 183.15** **** multi-wk contain DP
- 181.80 * minor
- 179.25 * minor
- 176.06 * minor
- 173.59** * session containment
- 171.66 * minor
- 169.25 * intra-day containment
- 165.50 * minor
- 163.28 * minor
- 160.93** *** weekly containment DP

O= 184.68
 H= 185.21
 L= 179.66
 L= 181.57
 Δ= -3.29

Tesla, Inc (TSLA) - weekly bar chart



Support and Resistance

- 200.11 * session containment
- 198.27 * session containment
- 194.05 * minor
- 191.08 * minor
- 189.15 * minor
- 187.44 * session containment UP
- 185.41 * minor
- 183.15 **** multi-wk contain DP
- 181.80 * minor
- 179.25 * minor
- 176.06 * minor
- 173.59 * session containment
- 171.66 * minor
- 169.25 * intra-day containment
- 165.50 * minor
- 163.28 * minor
- 160.93 *** weekly containment DP



O= 184.68
 H= 185.21
 L= 179.66
 L= 181.57
 Δ= -3.29

Tesla, Inc (TSLA) - weekly bar chart



Support and Resistance

- 200.11** * session containment
- 198.27** * session containment
- 194.05 * minor
- 191.08 * minor
- 189.15 * minor
- 187.44** * session containment UP
- 185.41 * minor
- 183.15** **** multi-wk contain DP
- 181.80 * minor
- 179.25 * minor
- 176.06 * minor
- 173.59** * session containment
- 181.57**
- 171.66 * minor
- 169.25 * intra-day containment
- 165.50 * minor
- 163.28 * minor
- 160.93** *** weekly containment DP





O= 184.68
H= 185.21
L= 179.66
L= 181.57
Δ= -3.29

Tesla (TSLA) - daily chart

Support and Resistance

- 200.11** * session containment
- 198.27** * session containment
- 194.05 * minor
- 191.08 * minor
- 189.15 * minor
- 187.44** * session containment UP
- 185.41 * minor
- 183.15** **** multi-wk contain DP
- 181.80 * minor
- 179.25 * minor
- 176.06 * minor
- 173.59** * session containment
- 171.66 * minor
- 169.25 * intra-day containment
- 165.50 * minor
- 163.28 * minor
- 160.93** *** weekly containment DP





Support and Resistance

200.11 *	session containment
198.27 *	session containment
194.05 *	minor
191.08 *	minor
189.15 *	minor
187.44 *	session containment UP
185.41 *	minor
183.15 ****	multi-wk contain DP
181.80 *	minor
179.25 *	minor
176.06 *	minor
173.59 *	session containment
171.66 *	minor
169.25 *	intra-day containment
165.50 *	minor
163.28 *	minor
160.93 ***	weekly containment DP





Tesla (TSLA) - daily chart

Support and Resistance

- 200.11 * session containment
- 198.27 * session containment
- 194.05 * minor
- 191.08 * minor
- 189.15 * minor
- 187.44 * session containment UP
- 185.41 * minor
- 183.15 **** multi-wk contain DP
- 181.80 * minor
- 179.25 * minor
- 176.06 * minor
- 173.59 * session containment
- 171.66 * minor
- 169.25 * intra-day containment
- 165.50 * minor
- 163.28 * minor
- 160.93 *** weekly containment DP



O= 184.68
 H= 185.21
 L= 179.66
 C= 181.57
 Δ= -3.29

Tesla (TSLA) - daily chart

265.13 Dec 2023

138.80 Apr 2024

320.00
 300.00
 280.00
 260.00
 240.00
 220.00
 200.00
 180.00
 160.00
 140.00
 120.00

Support and Resistance

- 200.11** * session containment
- 198.27** * session containment
- 194.05 * minor
- 191.08 * minor
- 189.15 * minor
- 187.44** * session containment UP
- 185.41 * minor
- 183.15** **** multi-wk contain DP
- 181.80 * minor
- 179.25 * minor
- 176.06 * minor
- 173.59** * session containment
- 171.66 * minor
- 169.25 * intra-day containment
- 165.50 * minor
- 163.28 * minor
- 160.93** *** weekly containment DP

181.57

198.27

187.44

183.15

2024

Feb

Mar

Apr

May

Jun

Jul

11 18 26 02 08 16 22 29 01 05 12 20 26 01 11 18 25 01 08 15 22 29 01 06 13 20 28 03 10 17 24 01 08

COG Inc. © 2024 All rights reserved worldwide. <http://www.cog.com>

S:TSLA - Tesla Inc., Daily | Thu Jun 20 2024 14:01:54, COG 23-12.8032



WICKED STOCKS

O= 184.68
 H= 185.21
 L= 179.66
 L= 181.57
 Δ= -3.29

Tesla (TSLA) - daily chart

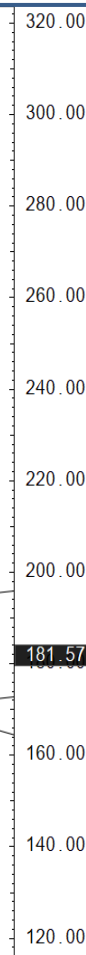
265.13 Dec 2023

138.80 Apr 2024

173.59

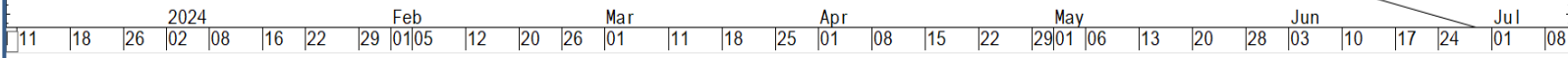
169.25

181.57



Support and Resistance

- 200.11 * session containment
- 198.27 * session containment
- 194.05 * minor
- 191.08 * minor
- 189.15 * minor
- 187.44 * session containment UP
- 185.41 * minor
- 183.15 **** multi-wk contain DP
- 181.80 * minor
- 179.25 * minor
- 176.06 * minor
- 173.59 * session containment
- 171.66 * minor
- 169.25 * intra-day containment
- 165.50 * minor
- 163.28 * minor
- 160.93 *** weekly containment DP



COG Inc. © 2024 All rights reserved worldwide. <http://www.cog.com>

S:TSLA - Tesla Inc., Daily | Thu Jun 20 2024 14:02:14, COG 23.12.8032



O= 184.68
 H= 185.21
 L= 179.66
 C= 181.57
 Δ= -3.29

Tesla (TSLA) - daily chart



320.00
 300.00
 280.00
 260.00
 240.00
 220.00
 200.00
 181.57
 160.00
 140.00
 120.00
 100.00

Support and Resistance

- 200.11** * session containment
- 198.27** * session containment
- 194.05 * minor
- 191.08 * minor
- 189.15 * minor
- 187.44** * session containment UP
- 185.41 * minor
- 183.15** **** multi-wk contain DP
- 181.80 * minor
- 179.25 * minor
- 176.06 * minor
- 173.59** * session containment
- 171.66 * minor
- 169.25 * intra-day containment
- 165.50 * minor
- 163.28 * minor
- 160.93** *** weekly containment DP

Dec 23

Jan 24

Feb

Mar

Apr

May

Jun

Jul

