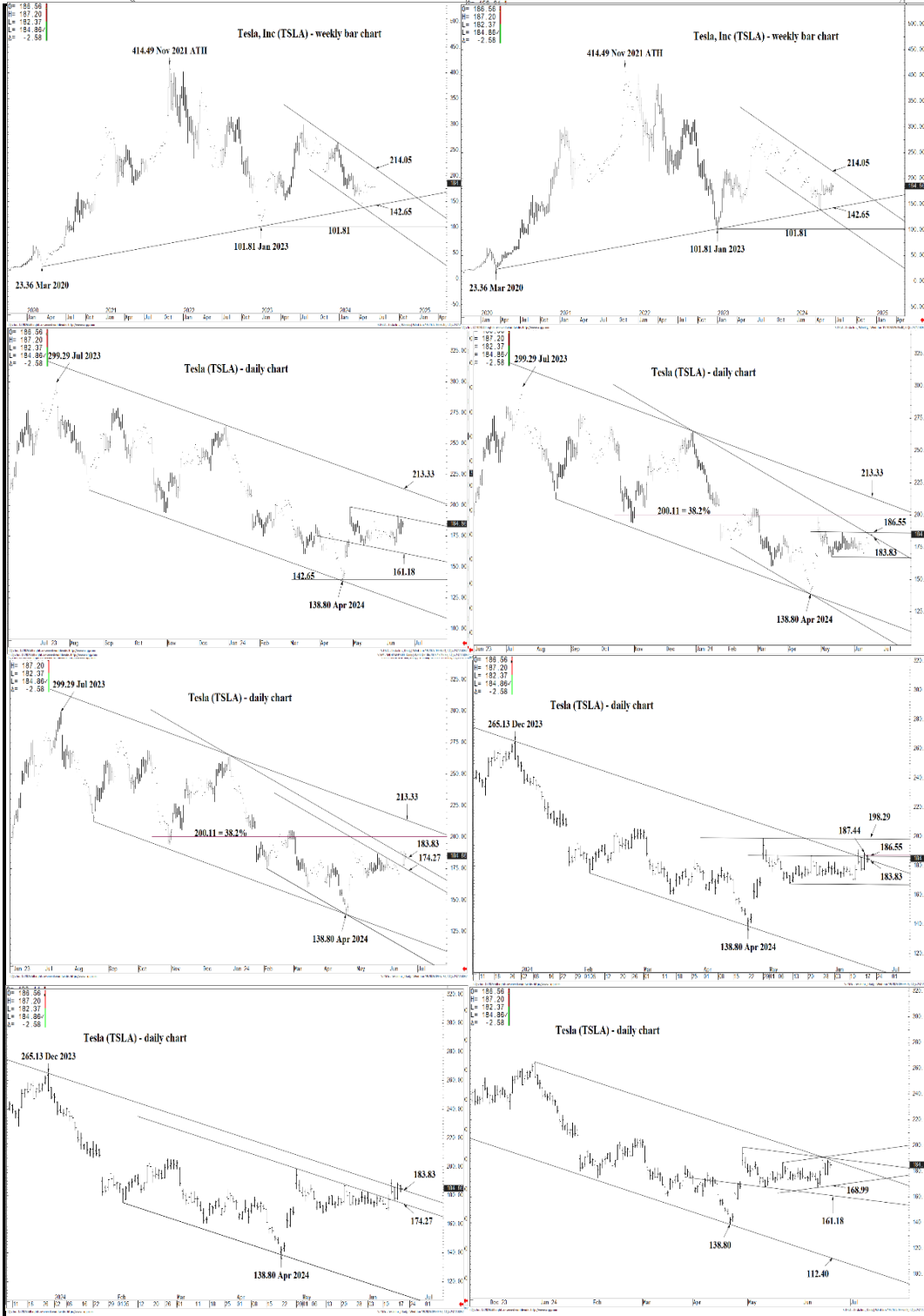




# WICKED STOCKS

DIRECTIONAL CLARITY FOR THE ACTIVE INVESTOR



## Support and Resistance

**200.11** \* session containment  
**198.29** \* session containment

194.05 \* minor  
 191.08 \* minor  
 189.15 \* minor  
 187.44 \* intra-day containment  
 186.55 \* minor

**183.83** \*\*\*\* multi-wk contain UP

181.80 \* minor  
 179.25 \* minor  
 176.45 \* minor

**174.27** \* session containment

170.66 \* minor  
 168.99 \* intra-day containment  
 165.50 \* minor  
 163.28 \* minor

**161.18** \*\*\* weekly containment DP

O= 186.56  
 H= 187.20  
 L= 182.37  
 L= 184.86✓  
 Δ= -2.58

### Tesla, Inc (TSLA) - weekly bar chart



### Support and Resistance

- 200.11** \* session containment
- 198.29** \* session containment
- 194.05 \* minor
- 191.08 \* minor
- 189.15 \* minor
- 187.44 \* intra-day containment
- 186.55 \* minor
- 183.83** \*\*\*\* multi-wk contain UP
- 181.80 \* minor
- 179.25 \* minor
- 176.45 \* minor
- 174.27** \* session containment
- 170.66 \* minor
- 168.99 \* intra-day containment
- 165.50 \* minor
- 163.28 \* minor
- 161.18** \*\*\* weekly containment DP



O= 186.56  
 H= 187.20  
 L= 182.37  
 L= 184.86✓  
 Δ= -2.58

### Tesla, Inc (TSLA) - weekly bar chart



### Support and Resistance

- 200.11 \* session containment
- 198.29 \* session containment
- 194.05 \* minor
- 191.08 \* minor
- 189.15 \* minor
- 187.44 \* intra-day containment
- 186.55 \* minor
- 183.83 \*\*\*\* multi-wk contain UP
- 181.80 \* minor
- 179.25 \* minor
- 176.45 \* minor
- 174.27 \* session containment
- 170.66 \* minor
- 168.99 \* intra-day containment
- 165.50 \* minor
- 163.28 \* minor
- 161.18 \*\*\* weekly containment DP





### Support and Resistance

<b>200.11</b> *	session containment
<b>198.29</b> *	session containment
194.05 *	minor
191.08 *	minor
189.15 *	minor
187.44 *	intra-day containment
186.55 *	minor
<b>183.83</b> ****	multi-wk contain UP
181.80 *	minor
179.25 *	minor
176.45 *	minor
<b>174.27</b> *	session containment
170.66 *	minor
168.99 *	intra-day containment
165.50 *	minor
163.28 *	minor
<b>161.18</b> ***	weekly containment DP



O= 186.56  
 H= 187.20  
 L= 182.37  
 L= 184.86✓  
 Δ= -2.58

299.29 Jul 2023

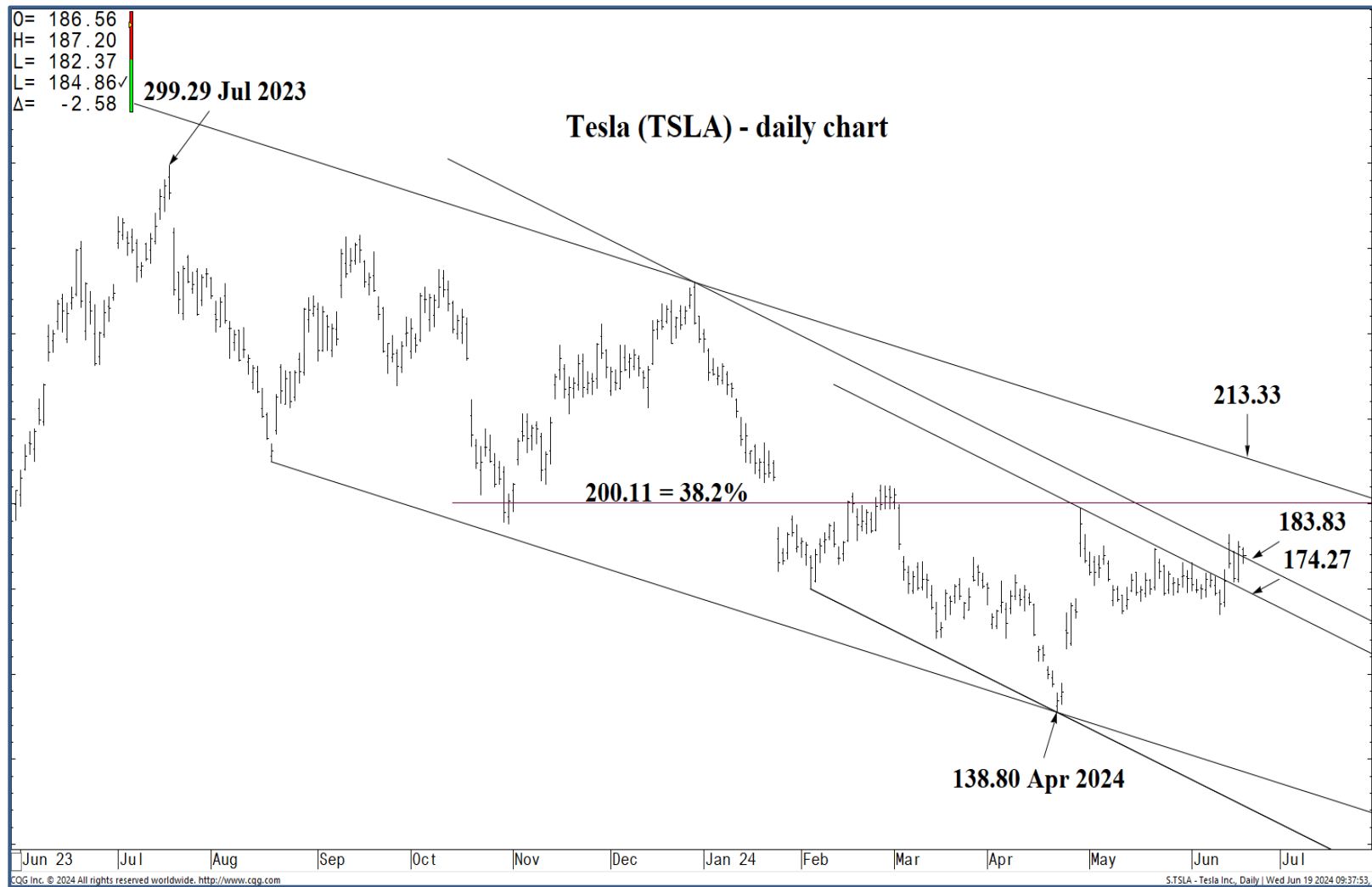
### Tesla (TSLA) - daily chart



### Support and Resistance

- 200.11** \* session containment
- 198.29** \* session containment
- 194.05 \* minor
- 191.08 \* minor
- 189.15 \* minor
- 187.44 \* intra-day containment
- 186.55 \* minor
- 183.83** \*\*\*\* multi-wk contain UP
- 181.80 \* minor
- 179.25 \* minor
- 176.45 \* minor
- 174.27** \* session containment
- 170.66 \* minor
- 168.99 \* intra-day containment
- 165.50 \* minor
- 163.28 \* minor
- 161.18** \*\*\* weekly containment DP





### Support and Resistance

- 200.11 \* session containment
- 198.29 \* session containment
- 194.05 \* minor
- 191.08 \* minor
- 189.15 \* minor
- 187.44 \* intra-day containment
- 186.55 \* minor
- 183.83 \*\*\*\* multi-wk contain UP
- 181.80 \* minor
- 179.25 \* minor
- 176.45 \* minor
- 174.27 \* session containment
- 170.66 \* minor
- 168.99 \* intra-day containment
- 165.50 \* minor
- 163.28 \* minor
- 161.18 \*\*\* weekly containment DP



O= 186.56  
 H= 187.20  
 L= 182.37  
 L= 184.86✓  
 Δ= -2.58

### Tesla (TSLA) - daily chart

265.13 Dec 2023

138.80 Apr 2024

187.44  
 198.29  
 186.55  
 183.83

320.00  
 300.00  
 280.00  
 260.00  
 240.00  
 220.00  
 200.00  
 180.00  
 160.00  
 140.00  
 120.00

### Support and Resistance

**200.11** \* session containment  
**198.29** \* session containment

194.05 \* minor  
 191.08 \* minor  
 189.15 \* minor  
 187.44 \* intra-day containment  
 186.55 \* minor

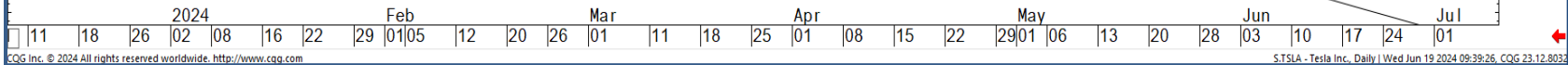
**183.83** \*\*\*\* multi-wk contain UP

181.80 \* minor  
 179.25 \* minor  
 176.45 \* minor

**174.27** \* session containment

170.66 \* minor  
 168.99 \* intra-day containment  
 165.50 \* minor  
 163.28 \* minor

**161.18** \*\*\* weekly containment DP



O= 186.56  
 H= 187.20  
 L= 182.37  
 L= 184.86✓  
 Δ= -2.58

### Tesla (TSLA) - daily chart

265.13 Dec 2023

138.80 Apr 2024

183.83

174.27

320.00  
300.00  
280.00  
260.00  
240.00  
220.00  
200.00  
180.00  
160.00  
140.00  
120.00

### Support and Resistance

- 200.11 \* session containment
- 198.29 \* session containment
- 194.05 \* minor
- 191.08 \* minor
- 189.15 \* minor
- 187.44 \* intra-day containment
- 186.55 \* minor
- 183.83 \*\*\*\* multi-wk contain UP
- 181.80 \* minor
- 179.25 \* minor
- 176.45 \* minor
- 174.27 \* session containment
- 170.66 \* minor
- 168.99 \* intra-day containment
- 165.50 \* minor
- 163.28 \* minor
- 161.18 \*\*\* weekly containment DP

184.86

2024  
 11 18 26 02 08 16 22 29 01 05 12 20 26 01 11 18 25 01 08 15 22 29 01 06 13 20 28 03 10 17 24 01

COG Inc. © 2024 All rights reserved worldwide. <http://www.cog.com>

S:TSLA - Tesla Inc., Daily | Wed Jun 19 2024 09:39:53, COG 23.12.8032





O= 186.56  
 H= 187.20  
 L= 182.37  
 C= 184.86  
 Δ= -2.58

# Tesla (TSLA) - daily chart



## Support and Resistance

- 200.11** \* session containment
- 198.29** \* session containment
- 194.05 \* minor
- 191.08 \* minor
- 189.15 \* minor
- 187.44 \* intra-day containment
- 186.55 \* minor
- 183.83** \*\*\*\* multi-wk contain UP
- 181.80 \* minor
- 179.25 \* minor
- 176.45 \* minor
- 174.27** \* session containment
- 170.66 \* minor
- 168.99 \* intra-day containment
- 165.50 \* minor
- 163.28 \* minor
- 161.18** \*\*\* weekly containment DP

