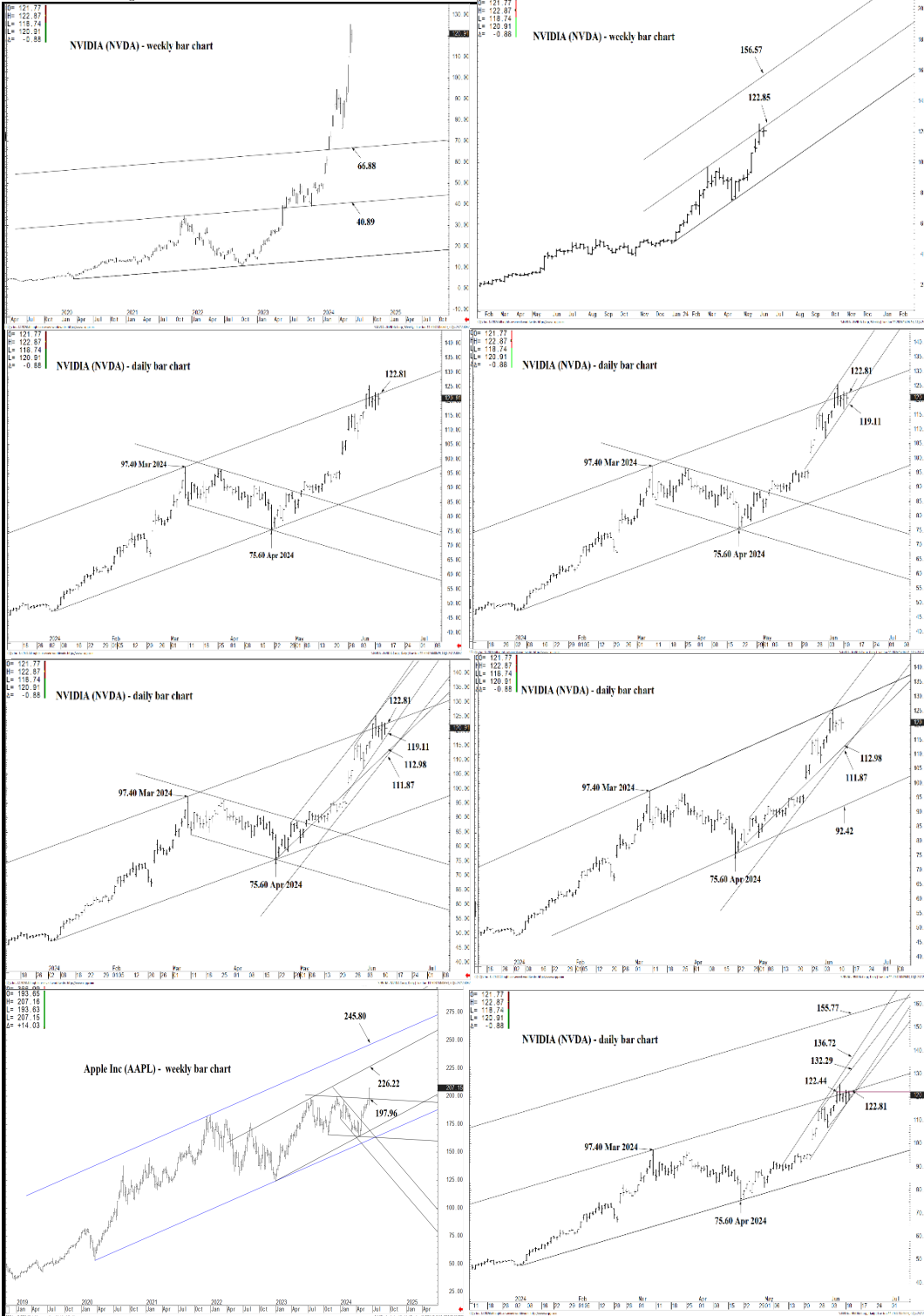




# WICKED STOCKS

DIRECTIONAL CLARITY FOR THE ACTIVE INVESTOR



## Support and Resistance

- 136.72 \*\*\* weekly containment**
- 134.15 \* minor
- 133.00 \* minor
- 132.29 \* session containment**
- 130.90 \* minor
- 127.40 \* minor
- 125.58 \* intra-day containment
- 124.05 \* minor
- 122.81 \*\*\*\*\* Annual contain UP**
- 122.44 \*\*\*\*\* Annual contain**
- 120.53 \* minor
- 119.11 \* session containment**
- 116.43 \* minor
- 115.20 \* minor
- 114.14 \* minor
- 112.98 \*\*\* weekly containment**
- 111.87 \*\*\* weekly containment**

O= 121.77  
 H= 122.87  
 L= 118.74  
 C= 120.91  
 Δ= -0.88

# NVIDIA (NVDA) - weekly bar chart



## Support and Resistance

- 136.72 \*\*\* weekly containment**
- 134.15 \* minor
- 133.00 \* minor
- 132.29 \* session containment**
- 130.90 \* minor
- 127.40 \* minor
- 125.58 \* intra-day containment
- 124.05 \* minor
- 122.81 \*\*\*\*\* Annual contain UP**
- 122.44 \*\*\*\*\* Annual contain**
- 120.53 \* minor
- 119.11 \* session containment**
- 116.43 \* minor
- 115.20 \* minor
- 114.14 \* minor
- 112.98 \*\*\* weekly containment**
- 111.87 \*\*\* weekly containment**



O= 121.77  
 H= 122.87  
 L= 118.74  
 L= 120.91  
 Δ= -0.88

# NVIDIA (NVDA) - weekly bar chart



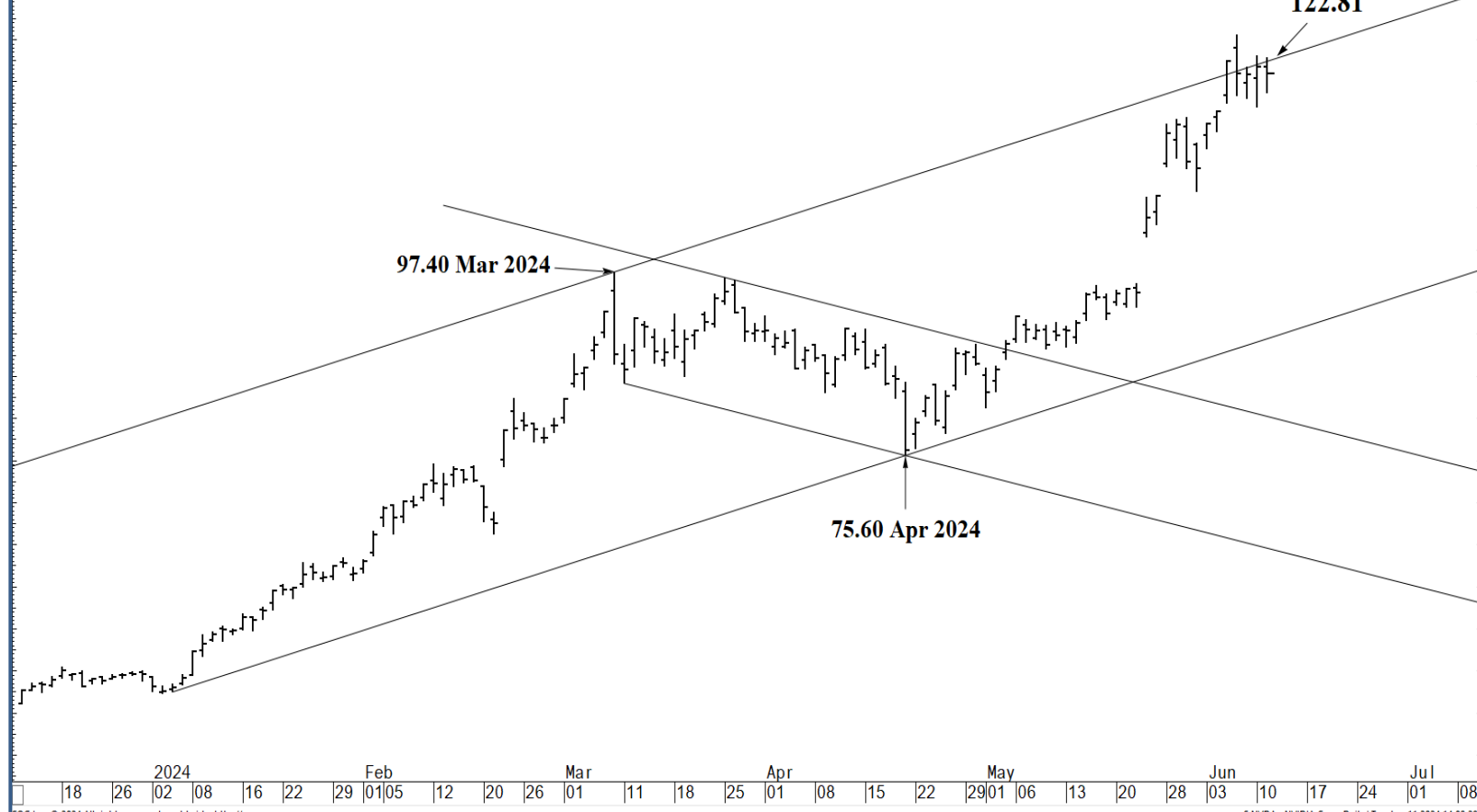
## Support and Resistance

- 136.72 \*\*\* weekly containment**
- 134.15 \* minor
- 133.00 \* minor
- 132.29 \* session containment**
- 130.90 \* minor
- 127.40 \* minor
- 125.58 \* intra-day containment
- 124.05 \* minor
- 122.81 \*\*\*\*\* Annual contain UP**
- 122.44 \*\*\*\*\* Annual contain**
- 120.53 \* minor
- 119.11 \* session containment**
- 116.43 \* minor
- 115.20 \* minor
- 114.14 \* minor
- 112.98 \*\*\* weekly containment**
- 111.87 \*\*\* weekly containment**



O= 121.77  
 H= 122.87  
 L= 118.74  
 C= 120.91  
 Δ= -0.88

# NVIDIA (NVDA) - daily bar chart



140.00  
135.00  
130.00  
125.00  
120.91  
115.00  
110.00  
105.00  
100.00  
95.00  
90.00  
85.00  
80.00  
75.00  
70.00  
65.00  
60.00  
55.00  
50.00  
45.00  
40.00

## Support and Resistance

- 136.72 \*\*\* weekly containment**
- 134.15 \* minor
- 133.00 \* minor
- 122.81 \* session containment**
- 130.90 \* minor
- 127.40 \* minor
- 125.58 \* intra-day containment
- 124.05 \* minor
- 122.81 \*\*\*\*\* Annual contain UP**
- 122.44 \*\*\*\*\* Annual contain**
- 120.53 \* minor
- 119.11 \* session containment**
- 116.43 \* minor
- 115.20 \* minor
- 114.14 \* minor
- 112.98 \*\*\* weekly containment**
- 111.87 \*\*\* weekly containment**

2024  
 18 26 02 08 16 22 29 01 05 12 20 26 01 11 18 25 01 08 15 22 29 01 06 13 20 28 03 10 17 24 01 08

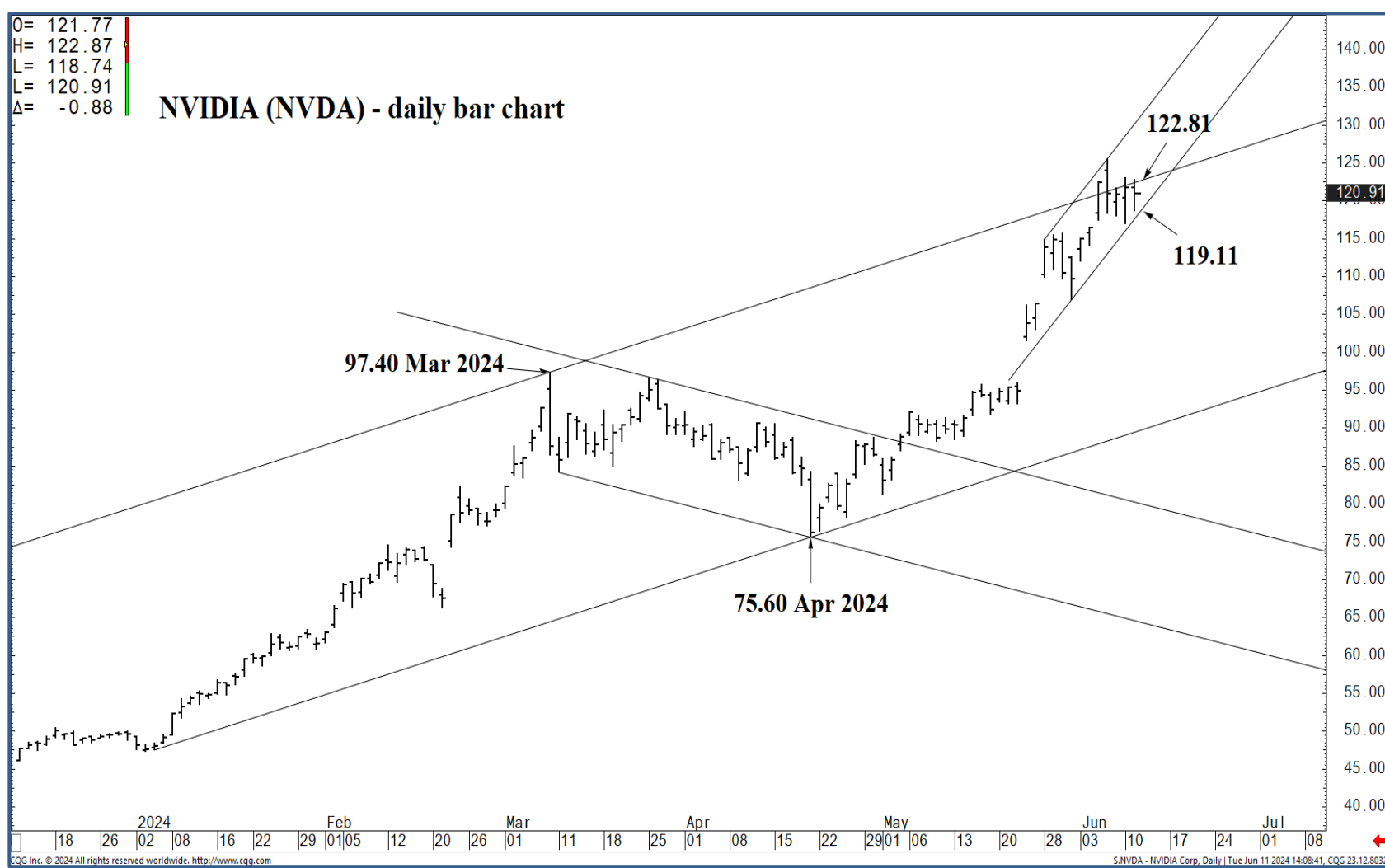
COG Inc. © 2024 All rights reserved worldwide. <http://www.cog.com>

S:NVDA - NVIDIA Corp, Daily | Tue Jun 11 2024 14:08:29, COG 23.12.8032



O= 121.77  
 H= 122.87  
 L= 118.74  
 L= 120.91  
 Δ= -0.88

# NVIDIA (NVDA) - daily bar chart



## Support and Resistance

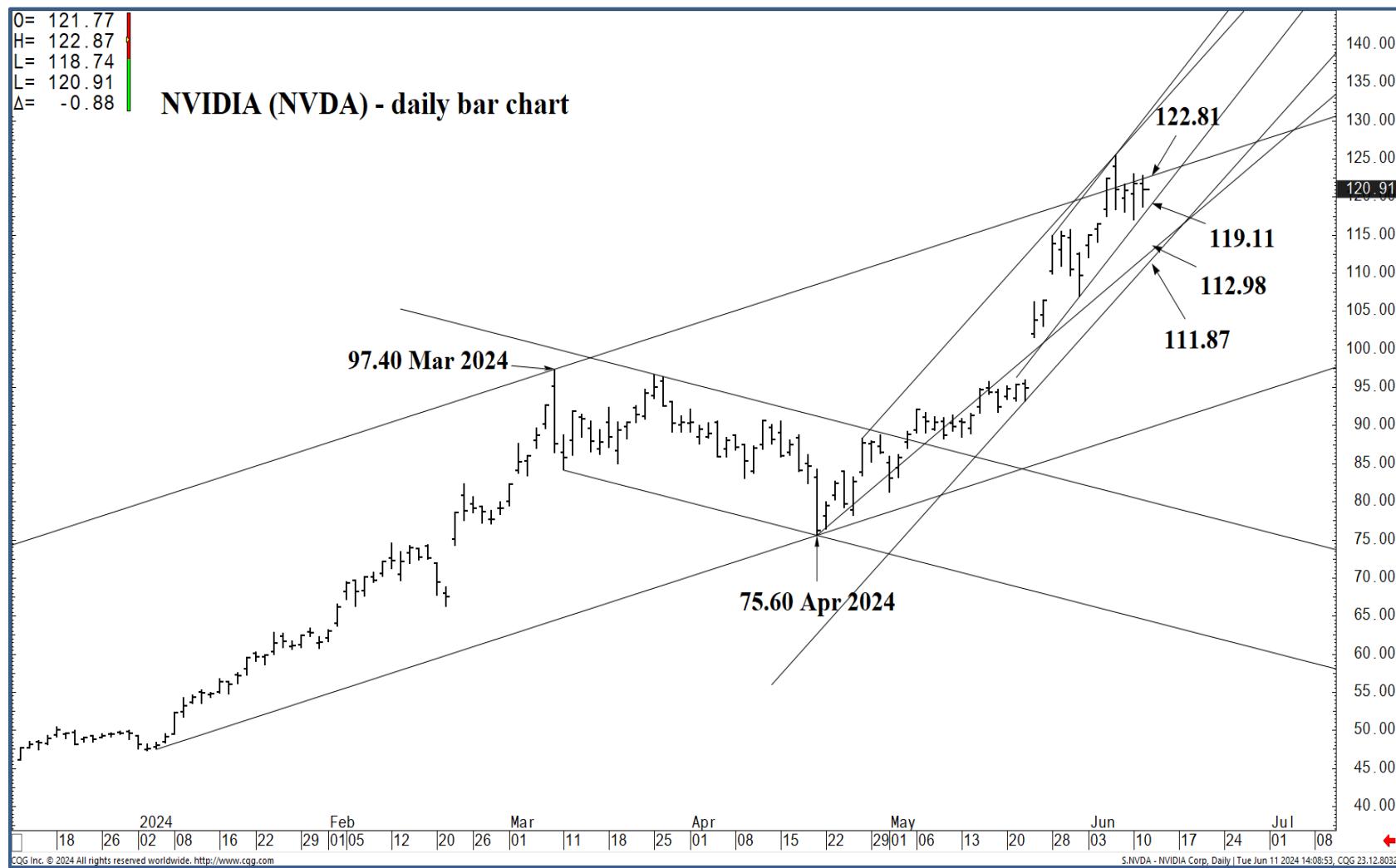
- 136.72 \*\*\* weekly containment**
- 134.15 \* minor
- 133.00 \* minor
- 120.91**
- 132.29 \* session containment**
- 130.90 \* minor
- 127.40 \* minor
- 125.58 \* intra-day containment
- 124.05 \* minor
- 122.81 \*\*\*\*\* Annual contain UP**
- 122.44 \*\*\*\*\* Annual contain**
- 120.53 \* minor
- 119.11 \* session containment**
- 116.43 \* minor
- 115.20 \* minor
- 114.14 \* minor
- 112.98 \*\*\* weekly containment**
- 111.87 \*\*\* weekly containment**

2024  
 18 26 02 08 16 22 29 01 05 12 20 26 01 11 18 25 01 08 15 22 29 01 06 13 20 28 03 10 17 24 01 08  
 CQG Inc. © 2024 All rights reserved worldwide. <http://www.cqg.com> S:NVDA - NVIDIA Corp, Daily | Tue Jun 11 2024 14:08:41, CQG 23.12.8032



O= 121.77  
 H= 122.87  
 L= 118.74  
 L= 120.91  
 Δ= -0.88

# NVIDIA (NVDA) - daily bar chart



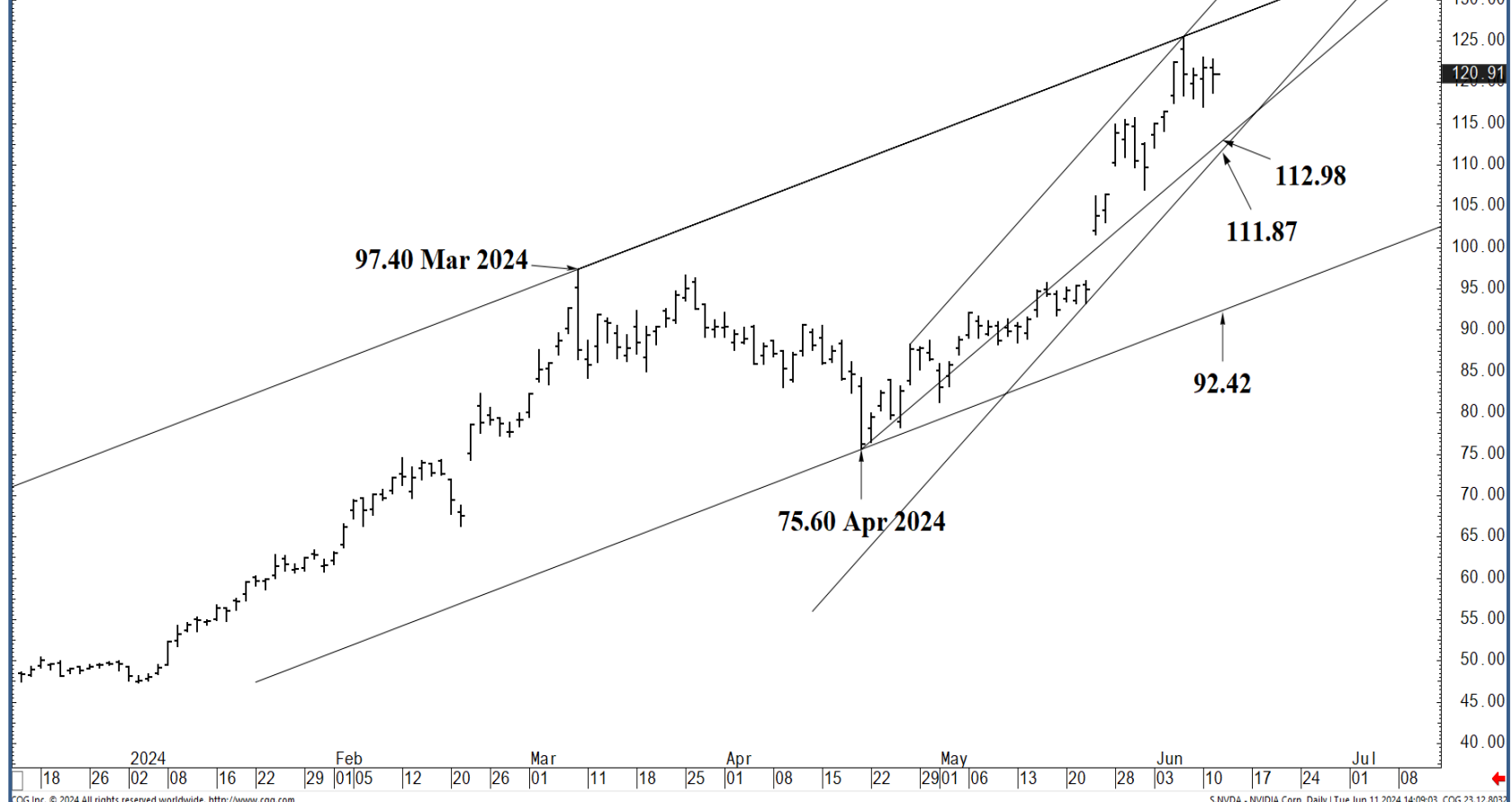
## Support and Resistance

- 136.72 \*\*\* weekly containment**
- 134.15 \* minor
- 133.00 \* minor
- 120.91**
- 132.29 \* session containment**
- 130.90 \* minor
- 127.40 \* minor
- 125.58 \* intra-day containment
- 124.05 \* minor
- 122.81 \*\*\*\*\* Annual contain UP**
- 122.44 \*\*\*\*\* Annual contain**
- 120.53 \* minor
- 119.11 \* session containment**
- 116.43 \* minor
- 115.20 \* minor
- 114.14 \* minor
- 112.98 \*\*\* weekly containment**
- 111.87 \*\*\* weekly containment**



O= 121.77  
 H= 122.87  
 L= 118.74  
 C= 120.91  
 Δ= -0.88

# NVIDIA (NVDA) - daily bar chart



## Support and Resistance

- 136.72 \*\*\* weekly containment**
- 134.15 \* minor
- 133.00 \* minor
- 120.91**
- 132.29 \* session containment**
- 130.90 \* minor
- 127.40 \* minor
- 125.58 \* intra-day containment
- 124.05 \* minor
- 122.81 \*\*\*\*\* Annual contain UP**
- 122.44 \*\*\*\*\* Annual contain**
- 120.53 \* minor
- 119.11 \* session containment**
- 116.43 \* minor
- 115.20 \* minor
- 114.14 \* minor
- 112.98 \*\*\* weekly containment**
- 111.87 \*\*\* weekly containment**

2024 18 26 02 08 16 22 29 01 05 12 20 26 01 11 18 25 01 08 15 22 29 01 06 13 20 28 03 10 17 24 01 08

CGI Inc. © 2024 All rights reserved worldwide. <http://www.cqg.com> S.NVDA - NVIDIA Corp, Daily | Tue Jun 11 2024 14:09:03, CQG 23.12.8032



O= 193.65  
 H= 207.16  
 L= 193.63  
 C= 207.15  
 Δ= +14.03

Apple Inc (AAPL) - weekly bar chart



**Support and Resistance**

- 136.72 \*\*\* weekly containment**
- 134.15 \* minor
- 133.00 \* minor
- 132.29 \* session containment**
- 130.90 \* minor
- 127.40 \* minor
- 125.58 \* intra-day containment
- 124.05 \* minor
- 122.81 \*\*\*\*\* Annual contain UP**
- 122.44 \*\*\*\*\* Annual contain**
- 120.53 \* minor
- 119.11 \* session containment**
- 116.43 \* minor
- 115.20 \* minor
- 114.14 \* minor
- 112.98 \*\*\* weekly containment**
- 111.87 \*\*\* weekly containment**

CGI Inc. © 2024 All rights reserved worldwide. <http://www.cgi.com> S:AAPL - Apple Inc, Weekly | Tue Jun 11 2024 13:46:18, CQG 23.12.8032





O= 121.77  
 H= 122.87  
 L= 118.74  
 L= 120.91  
 Δ= -0.88

### NVIDIA (NVDA) - daily bar chart



### Support and Resistance

- 136.72 \*\*\* weekly containment**
- 134.15 \* minor
- 133.00 \* minor
- 132.29 \* session containment**
- 130.90 \* minor
- 127.40 \* minor
- 125.58 \* intra-day containment
- 124.05 \* minor
- 122.81 \*\*\*\*\* Annual contain UP**
- 122.44 \*\*\*\*\* Annual contain**
- 120.53 \* minor
- 119.11 \* session containment**
- 116.43 \* minor
- 115.20 \* minor
- 114.14 \* minor
- 112.98 \*\*\* weekly containment**
- 111.87 \*\*\* weekly containment**

CGG Inc. © 2024 All rights reserved worldwide. <http://www.cgg.com>

S:NVDA - NVIDIA Corp, Daily | Tue Jun 11 2024 14:09:25, CQG 23.12.8032

