



WICKED STOCKS

DIRECTIONAL CLARITY FOR THE ACTIVE INVESTOR



Support and Resistance

- 135.48 *** weekly containment
- 130.27 * minor
- 129.38 * minor
- 128.48 * minor
- 125.58 * intra-day containment
- 124.05 * minor
- 122.44 ***** Annual contain
- 122.04 ***** Annual contain UP



- 119.70 * minor
- 118.32 * intra-day containment
- 117.46 * minor
- 116.07 * session containment
- 115.53 * minor
- 114.14 * minor
- 112.00 * minor
- 110.96 *** weekly containment
- 109.20 *** weekly containment




NVIDIA (NVDA) - weekly bar chart



Support and Resistance

135.48 * weekly containment**

- 130.27 * minor
- 129.38 * minor
- 128.48 * minor
- 125.58 * intra-day containment
- 124.05 * minor

122.44 *** Annual contain**

122.04 *** Annual contain UP**

- 119.70 * minor
- 118.32 * intra-day containment
- 117.46 * minor

116.07 * session containment

- 115.53 * minor
- 114.14 * minor
- 112.00 * minor

110.96 * weekly containment**

109.20 * weekly containment**

1,208.88

1,100.00

1,000.00

900.00

800.00

700.00

600.00

500.00

400.00

300.00

barchart



NVIDIA (NVDA) - daily bar chart



1,300.00
1,208.88
 1,100.00
 1,000.00
 900.00
 800.00
 700.00
 600.00
 500.00
 400.00

Support and Resistance

- 135.48 *** weekly containment**
- 130.27 * minor
- 129.38 * minor
- 128.48 * minor
- 125.58 * intra-day containment
- 124.05 * minor

- 122.44 ***** Annual contain**
- 122.04 ***** Annual contain UP**

- 119.70 * minor
- 118.32 * intra-day containment
- 117.46 * minor

- 116.07 * session containment**

- 115.53 * minor
- 114.14 * minor
- 112.00 * minor

- 110.96 *** weekly containment**
- 109.20 *** weekly containment**



WICKED STOCKS



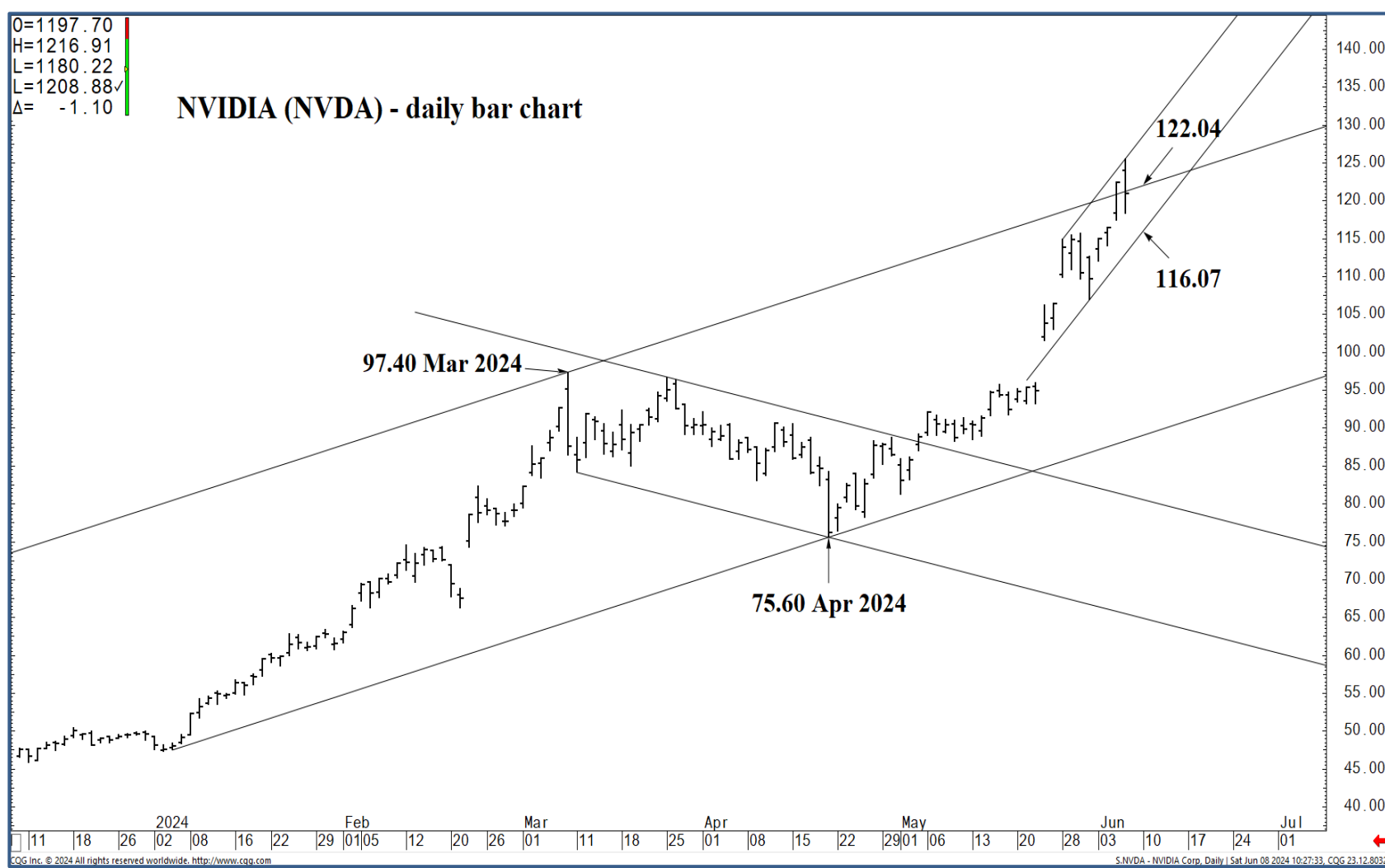
Support and Resistance

- 135.48** *** weekly containment
- 130.27 * minor
- 129.38 * minor
- 128.48 * minor
- 125.58 * intra-day containment
- 124.05 * minor
- 122.44** ***** Annual contain
- 122.04** ***** Annual contain UP
- 119.70 * minor
- 118.32 * intra-day containment
- 117.46 * minor
- 116.07** * session containment
- 115.53 * minor
- 114.14 * minor
- 112.00 * minor
- 110.96** *** weekly containment
- 109.20** *** weekly containment



O=1197.70
 H=1216.91
 L=1180.22
 L=1208.88✓
 Δ= -1.10

NVIDIA (NVDA) - daily bar chart



Support and Resistance

- 135.48 *** weekly containment**
- 130.27 * minor
- 129.38 * minor
- 128.48 * minor
- 125.58 * intra-day containment
- 124.05 * minor
- 122.44 ***** Annual contain**
- 122.04 ***** Annual contain UP**
- 119.70 * minor
- 118.32 * intra-day containment
- 117.46 * minor
- 116.07 * session containment**
- 115.53 * minor
- 114.14 * minor
- 112.00 * minor
- 110.96 *** weekly containment**
- 109.20 *** weekly containment**

2024 Feb Mar Apr May Jun Jul
 11 18 26 02 08 16 22 29 01 05 12 20 26 01 11 18 25 01 08 15 22 29 01 06 13 20 28 03 10 17 24 01

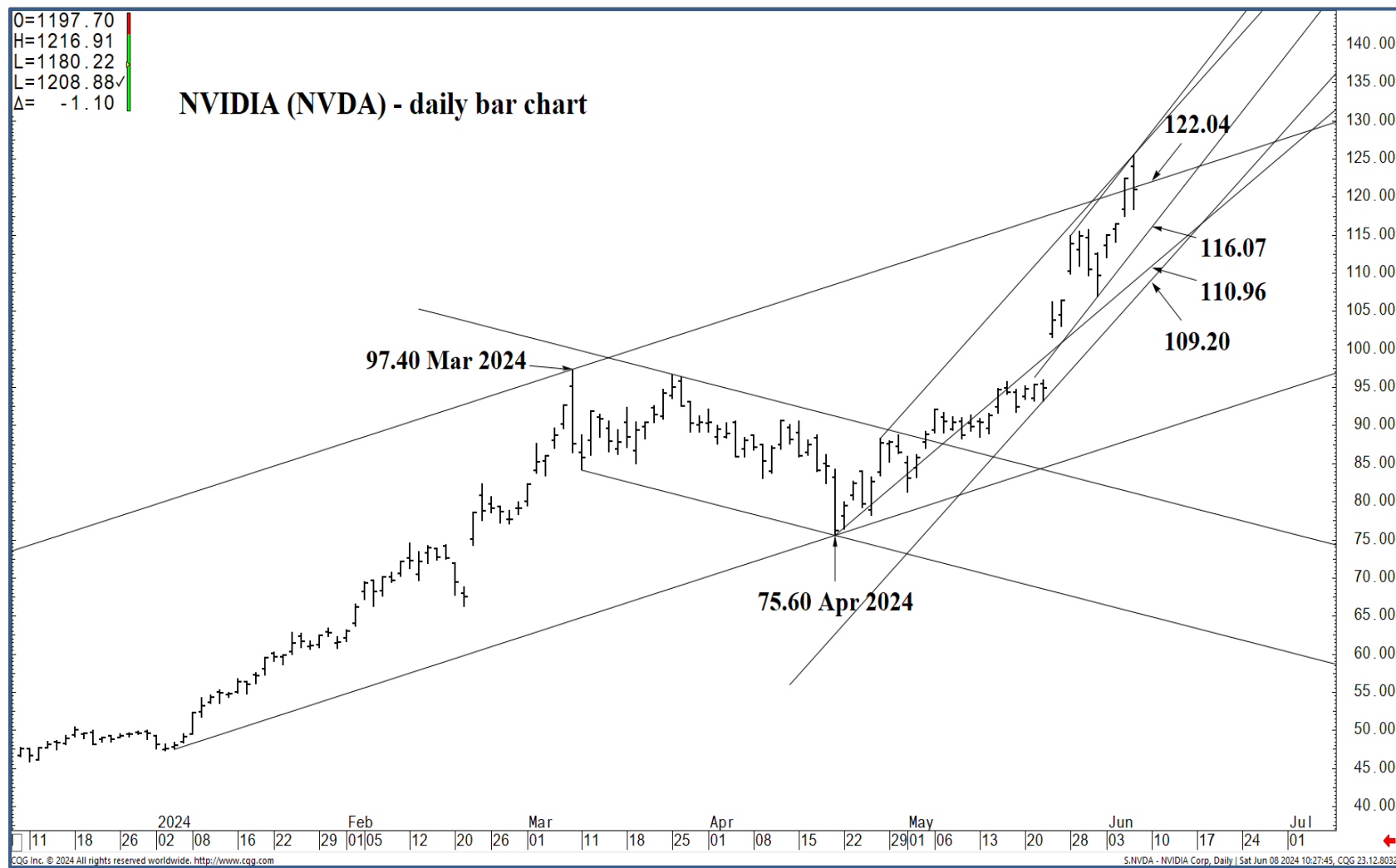
CGG Inc. © 2024 All rights reserved worldwide. <http://www.cgg.com>

S:NVDA - NVIDIA Corp. Daily | Sat Jun 08 2024 10:27:33, CQG 23.12.8032



O=1197.70
 H=1216.91
 L=1180.22
 L=1208.88✓
 Δ= -1.10

NVIDIA (NVDA) - daily bar chart



Support and Resistance

- 135.48 *** weekly containment**
- 130.27 * minor
- 129.38 * minor
- 128.48 * minor
- 125.58 * intra-day containment
- 124.05 * minor
- 122.44 ***** Annual contain**
- 122.04 ***** Annual contain UP**
- 119.70 * minor
- 118.32 * intra-day containment
- 117.46 * minor
- 116.07 * session containment**
- 115.53 * minor
- 114.14 * minor
- 112.00 * minor
- 110.96 *** weekly containment**
- 109.20 *** weekly containment**

2024 Feb Mar Apr May Jun Jul
 11 18 26 02 08 16 22 29 01 05 12 20 26 01 11 18 25 01 08 15 22 29 01 06 13 20 28 03 10 17 24 01

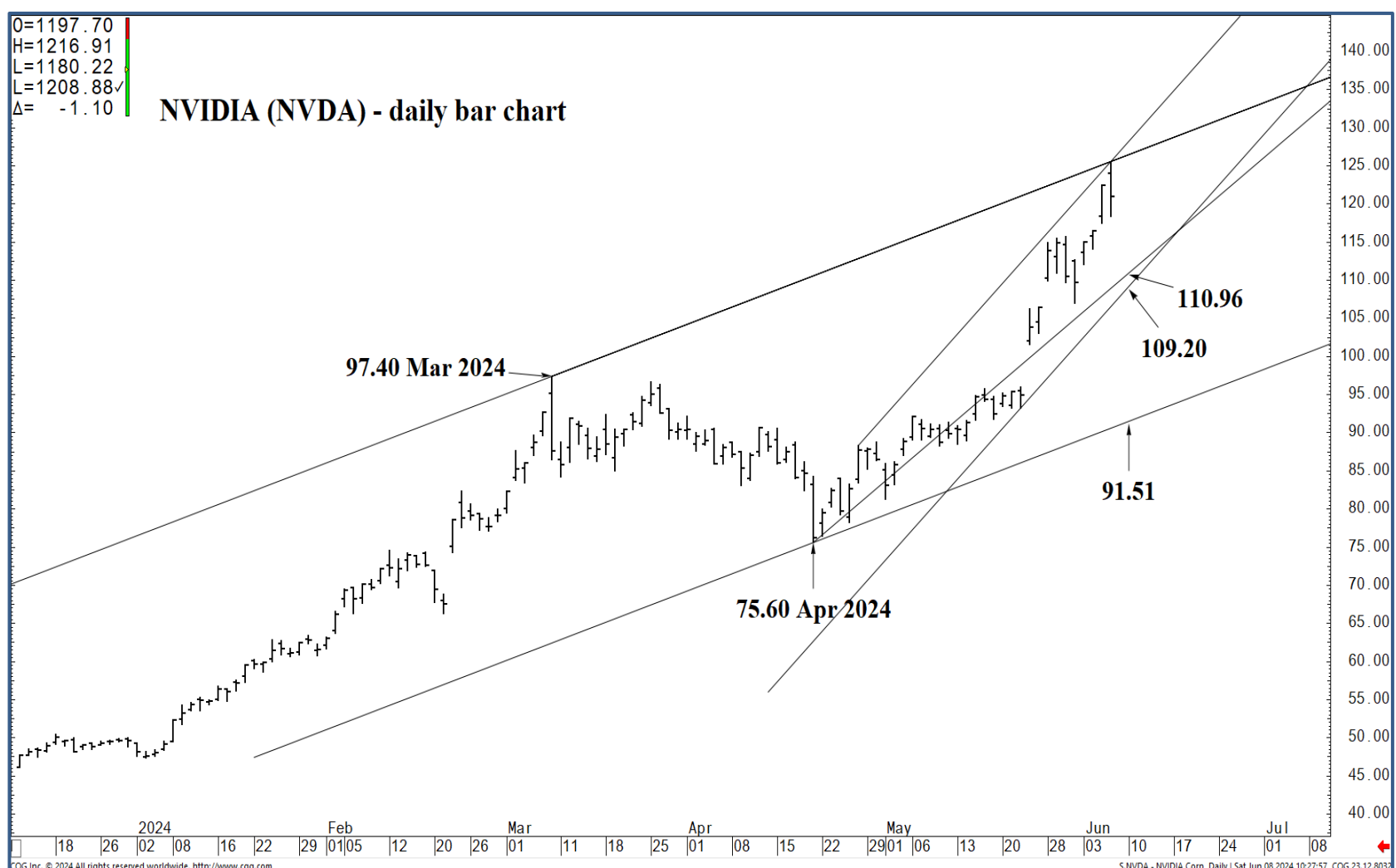
CGG Inc. © 2024 All rights reserved worldwide. <http://www.cgg.com>

S.NVDA - NVIDIA Corp, Daily | Sat Jun 08 2024 10:27:45, CQG 23.12.8032



O=1197.70
 H=1216.91
 L=1180.22
 C=1208.88✓
 Δ= -1.10

NVIDIA (NVDA) - daily bar chart



Support and Resistance

- 135.48 *** weekly containment**
- 130.27 * minor
- 129.38 * minor
- 128.48 * minor
- 125.58 * intra-day containment
- 124.05 * minor

- 122.44 ***** Annual contain**
- 122.04 ***** Annual contain UP**
- 119.70 * minor
- 118.32 * intra-day containment
- 117.46 * minor

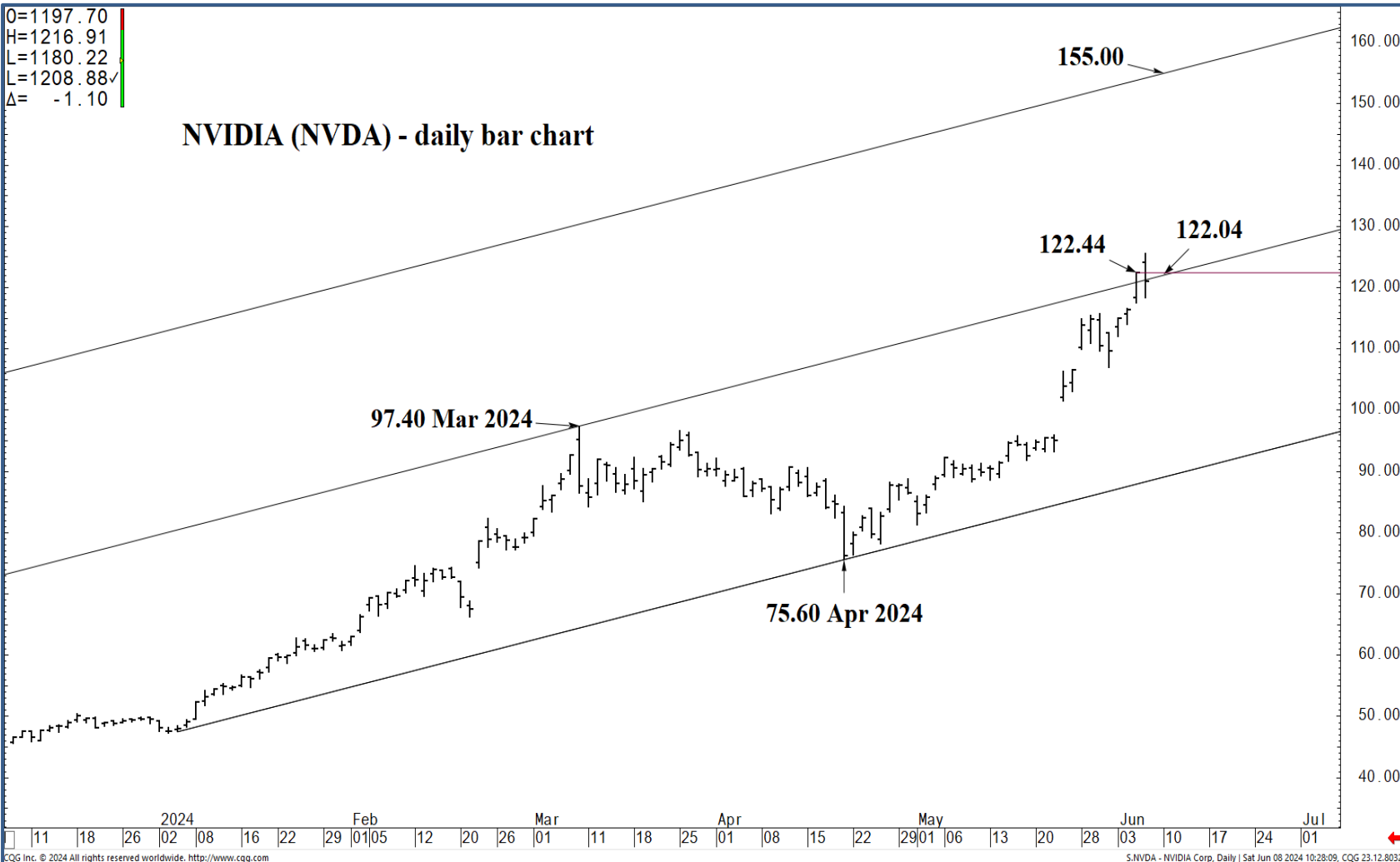
- 116.07 * session containment**
- 115.53 * minor
- 114.14 * minor
- 112.00 * minor

- 110.96 *** weekly containment**
- 109.20 *** weekly containment**



O=1197.70
 H=1216.91
 L=1180.22
 L=1208.88✓
 Δ= -1.10

NVIDIA (NVDA) - daily bar chart



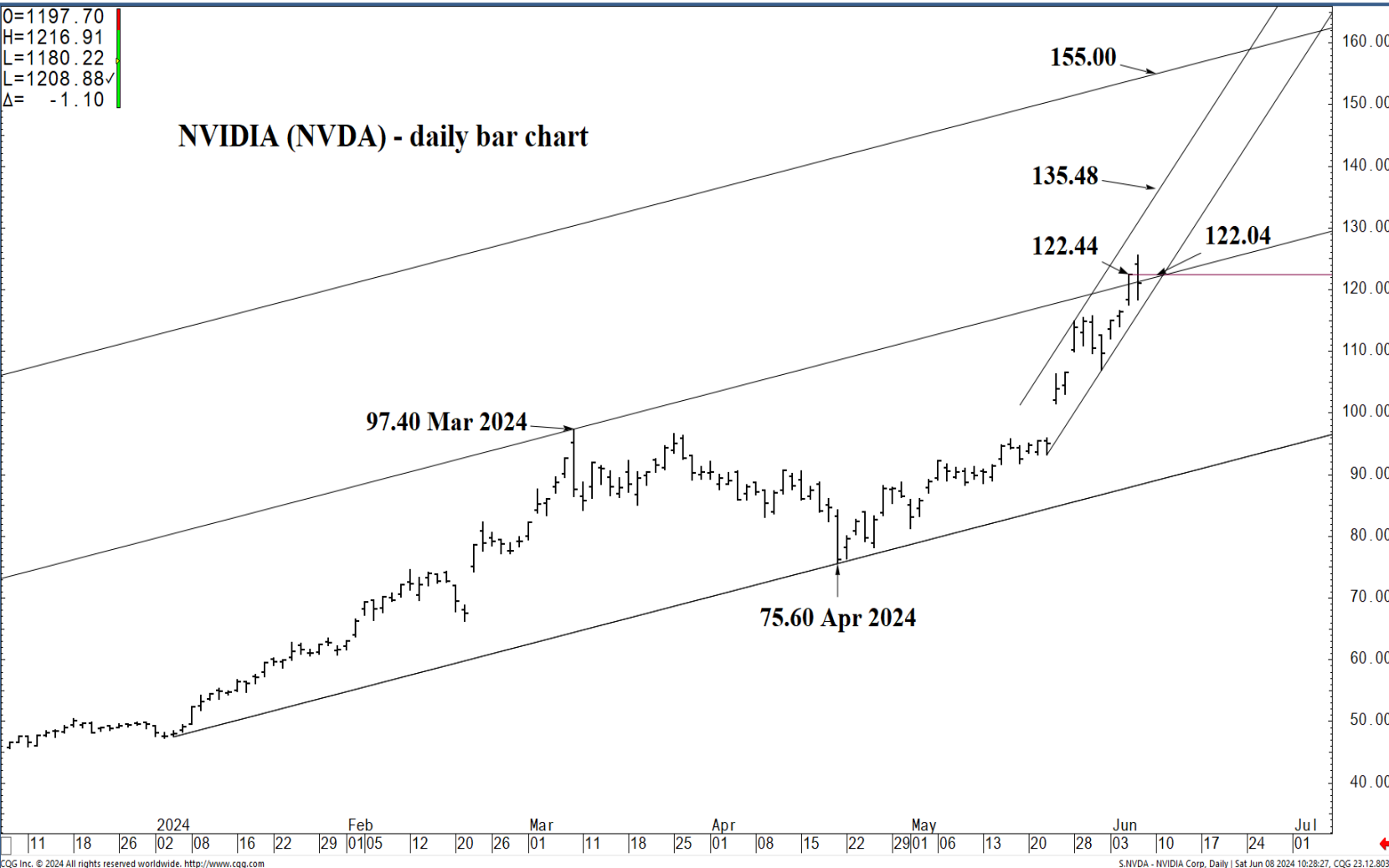
Support and Resistance

- 135.48 *** weekly containment**
- 130.27 * minor
- 129.38 * minor
- 128.48 * minor
- 125.58 * intra-day containment
- 124.05 * minor
- 122.44 ***** Annual contain**
- 122.04 ***** Annual contain UP**
- 119.70 * minor
- 118.32 * intra-day containment
- 117.46 * minor
- 116.07 * session containment**
- 115.53 * minor
- 114.14 * minor
- 112.00 * minor
- 110.96 *** weekly containment**
- 109.20 *** weekly containment**



O=1197.70
 H=1216.91
 L=1180.22
 L=1208.88✓
 Δ= -1.10

NVIDIA (NVDA) - daily bar chart



Support and Resistance

- 135.48** *** weekly containment
- 130.27 * minor
- 129.38 * minor
- 128.48 * minor
- 125.58 * intra-day containment
- 124.05 * minor
- 122.44** ***** Annual contain
- 122.04** ***** Annual contain UP
- 119.70 * minor
- 118.32 * intra-day containment
- 117.46 * minor
- 116.07** * session containment
- 115.53 * minor
- 114.14 * minor
- 112.00 * minor
- 110.96** *** weekly containment
- 109.20** *** weekly containment

CGG Inc. © 2024 All rights reserved worldwide. <http://www.cgg.com>

S:NVDA - NVIDIA Corp, Daily | Sat Jun 08 2024 10:28:27, CQG 23.12.8032

