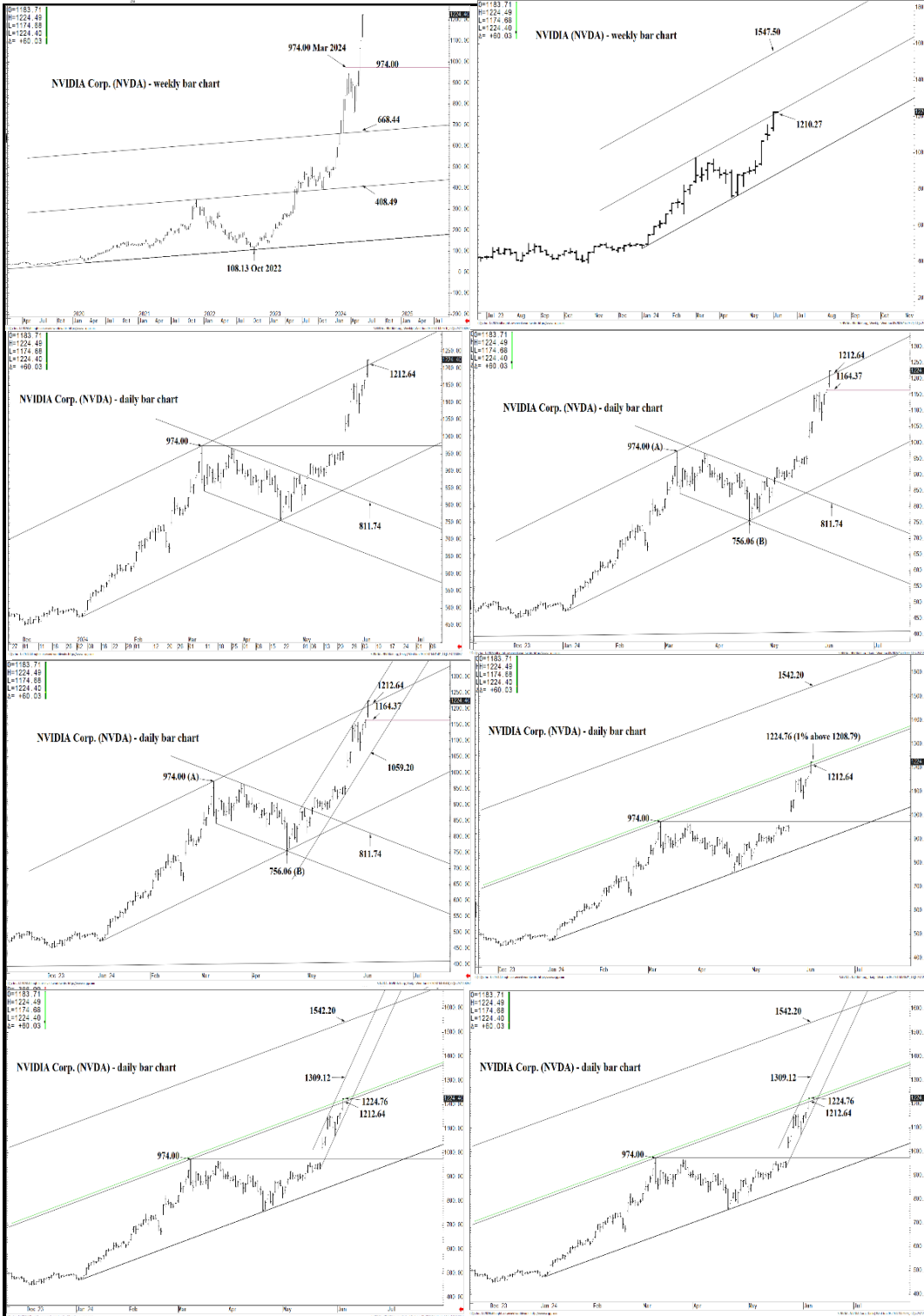




WICKED STOCKS

DIRECTIONAL CLARITY FOR THE ACTIVE INVESTOR

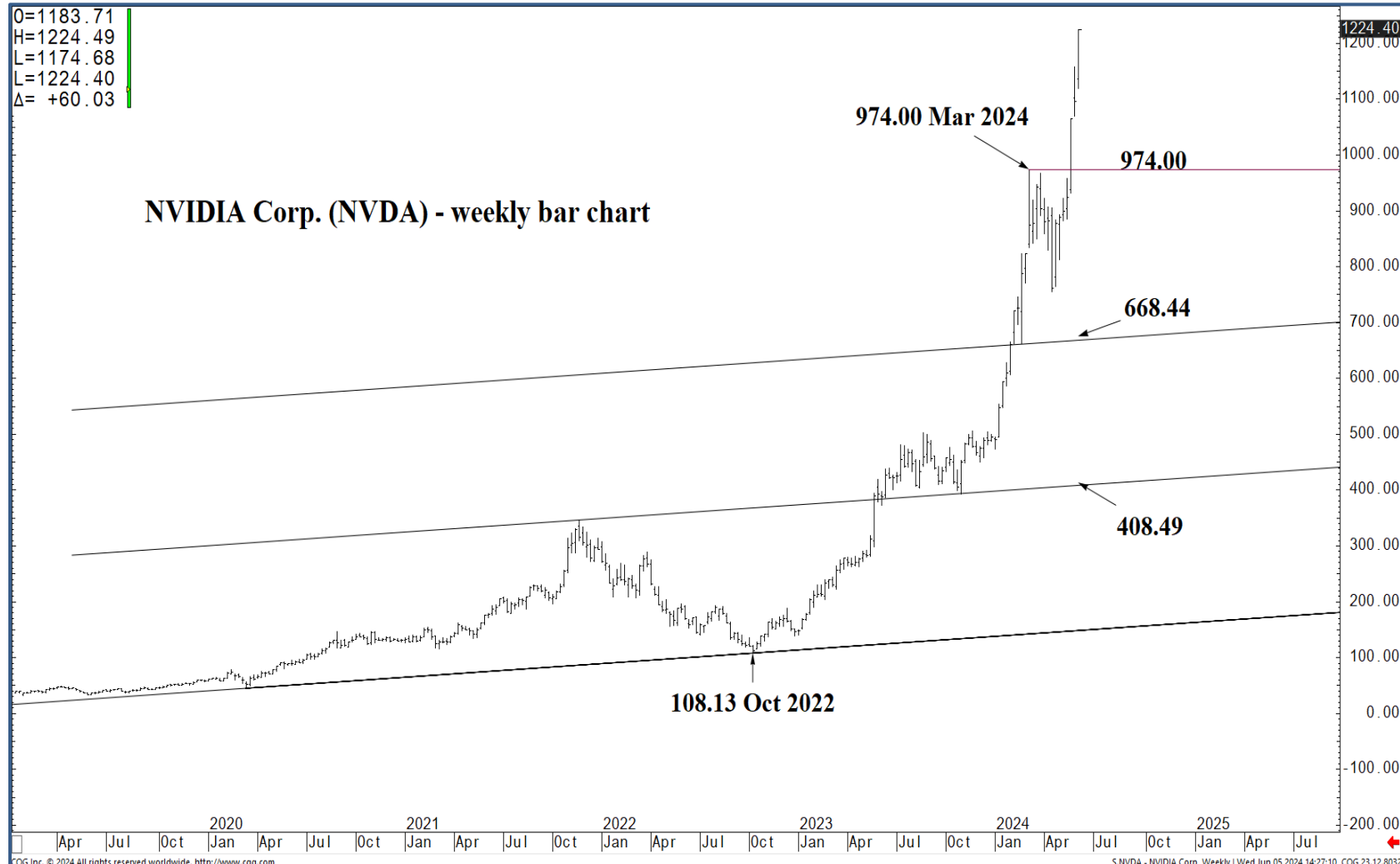


Support and Resistance

- 1309.12** * session containment
- 1275.00 * minor
- 1246.98 * minor
- 1238.09 * minor
- 1224.49 * minor
- 1212.64** ***** Annual contain UP
- 1188.10 * minor
- 1174.68 * minor
- 1164.37** * session containment
- 1140.45 * minor
- 1129.10 * minor
- 1117.70 * minor
- 1106.30 * minor
- 1087.89 * minor
- 1059.20** ***** multi-week contain

O=1183.71
 H=1224.49
 L=1174.68
 C=1224.40
 Δ= +60.03

NVIDIA Corp. (NVDA) - weekly bar chart



Support and Resistance

- 1309.12 * session containment**
- 1275.00 * minor
- 1246.98 * minor
- 1238.09 * minor
- 1224.49 * minor

- 1212.64 ***** Annual contain UP**
- 1188.10 * minor
- 1174.68 * minor

- 1164.37 * session containment**
- 1140.45 * minor
- 1129.10 * minor
- 1117.70 * minor
- 1106.30 * minor
- 1087.89 * minor

- 1059.20 ***** multi-week contain**

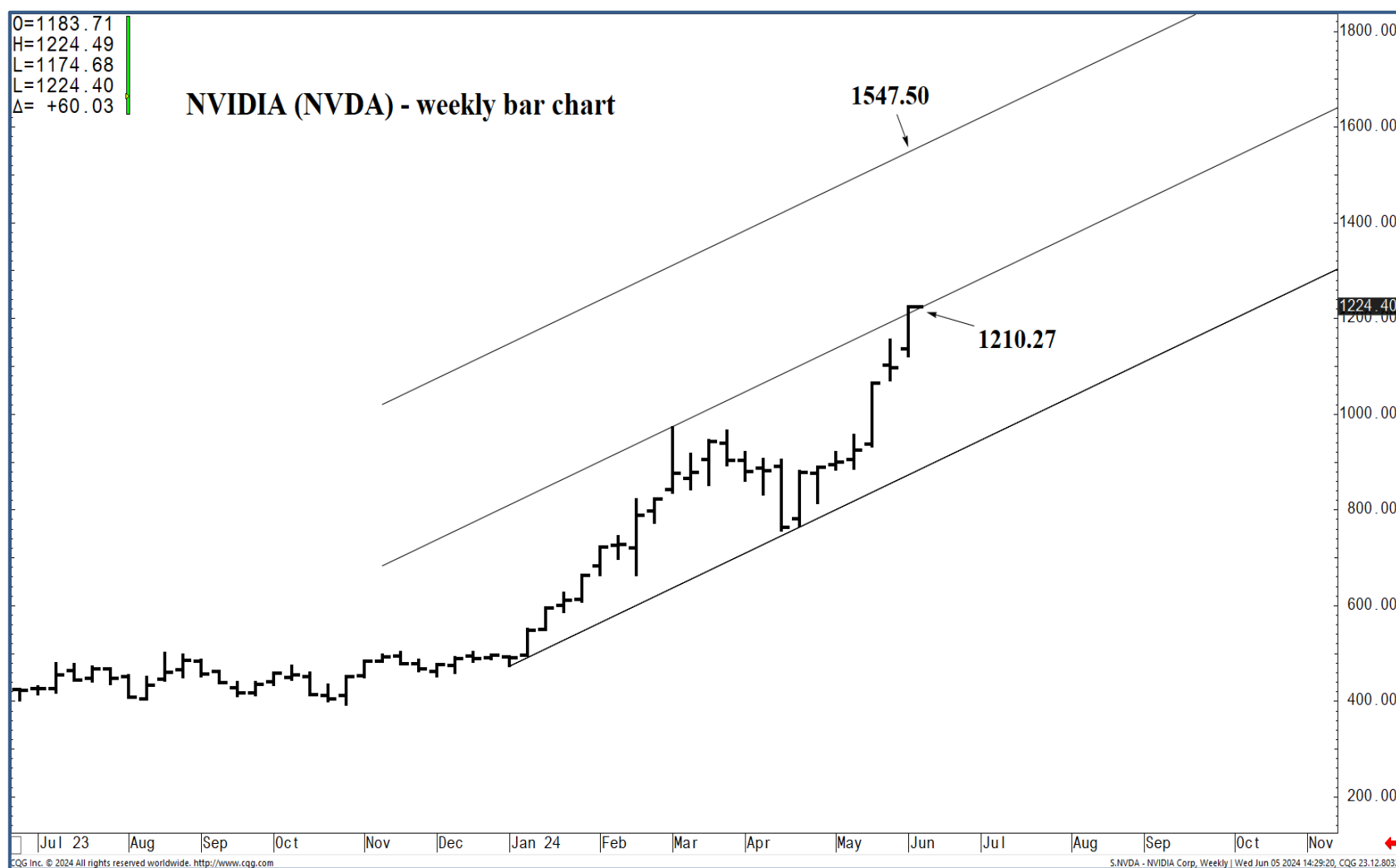
2020 Apr Jul Oct Jan Apr Jul Oct 2021 Jan Apr Jul Oct 2022 Jan Apr Jul Oct 2023 Jan Apr Jul Oct 2024 Jan Apr Jul Oct 2025 Jan Apr Jul

CGG Inc. © 2024 All rights reserved worldwide. <http://www.cgg.com> S:NVDA - NVIDIA Corp, Weekly | Wed Jun 05 2024 14:27:10, CQG 23-12.8032



O=1183.71
 H=1224.49
 L=1174.68
 C=1224.40
 Δ= +60.03

NVIDIA (NVDA) - weekly bar chart



Support and Resistance

- 1309.12** * session containment
- 1275.00 * minor
- 1246.98 * minor
- 1238.09 * minor
- 1224.49 * minor
- 1212.64** ***** Annual contain UP
- 1188.10 * minor
- 1174.68 * minor
- 1164.37** * session containment
- 1140.45 * minor
- 1129.10 * minor
- 1117.70 * minor
- 1106.30 * minor
- 1087.89 * minor
- 1059.20** ***** multi-week contain

Jul 23 | Aug | Sep | Oct | Nov | Dec | Jan 24 | Feb | Mar | Apr | May | Jun | Jul | Aug | Sep | Oct | Nov

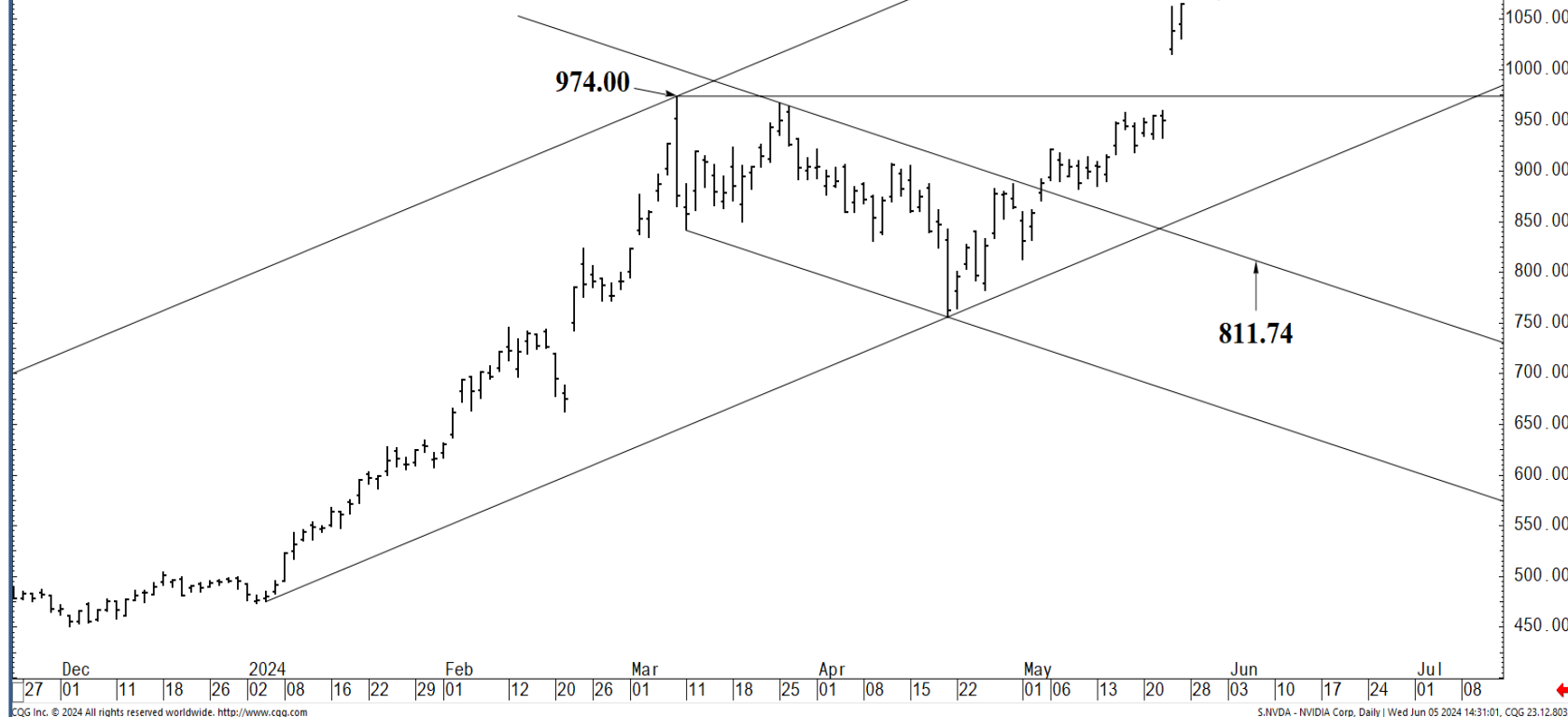
CGG Inc. © 2024 All rights reserved worldwide. <http://www.cgg.com>

S.NVDA - NVIDIA Corp. Weekly | Wed Jun 05 2024 14:29:20, CQG 23.12.8032



O=1183.71
 H=1224.49
 L=1174.68
 C=1224.40
 Δ= +60.03

NVIDIA Corp. (NVDA) - daily bar chart



Support and Resistance

- 1309.12** * session containment
- 1275.00 * minor
- 1246.98 * minor
- 1238.09 * minor
- 1224.49 * minor
- 1212.64** ***** Annual contain UP
- 1188.10 * minor
- 1174.68 * minor
- 1164.37** * session containment
- 1140.45 * minor
- 1129.10 * minor
- 1117.70 * minor
- 1106.30 * minor
- 1087.89 * minor
- 1059.20** ***** multi-week contain

Dec 27 01 11 18 26 2024 02 08 16 22 29 01 12 20 26 01 11 18 25 01 08 15 22 01 06 13 20 28 03 10 17 24 01 08



O=1183.71
 H=1224.49
 L=1174.68
 C=1224.40
 Δ= +60.03

NVIDIA Corp. (NVDA) - daily bar chart



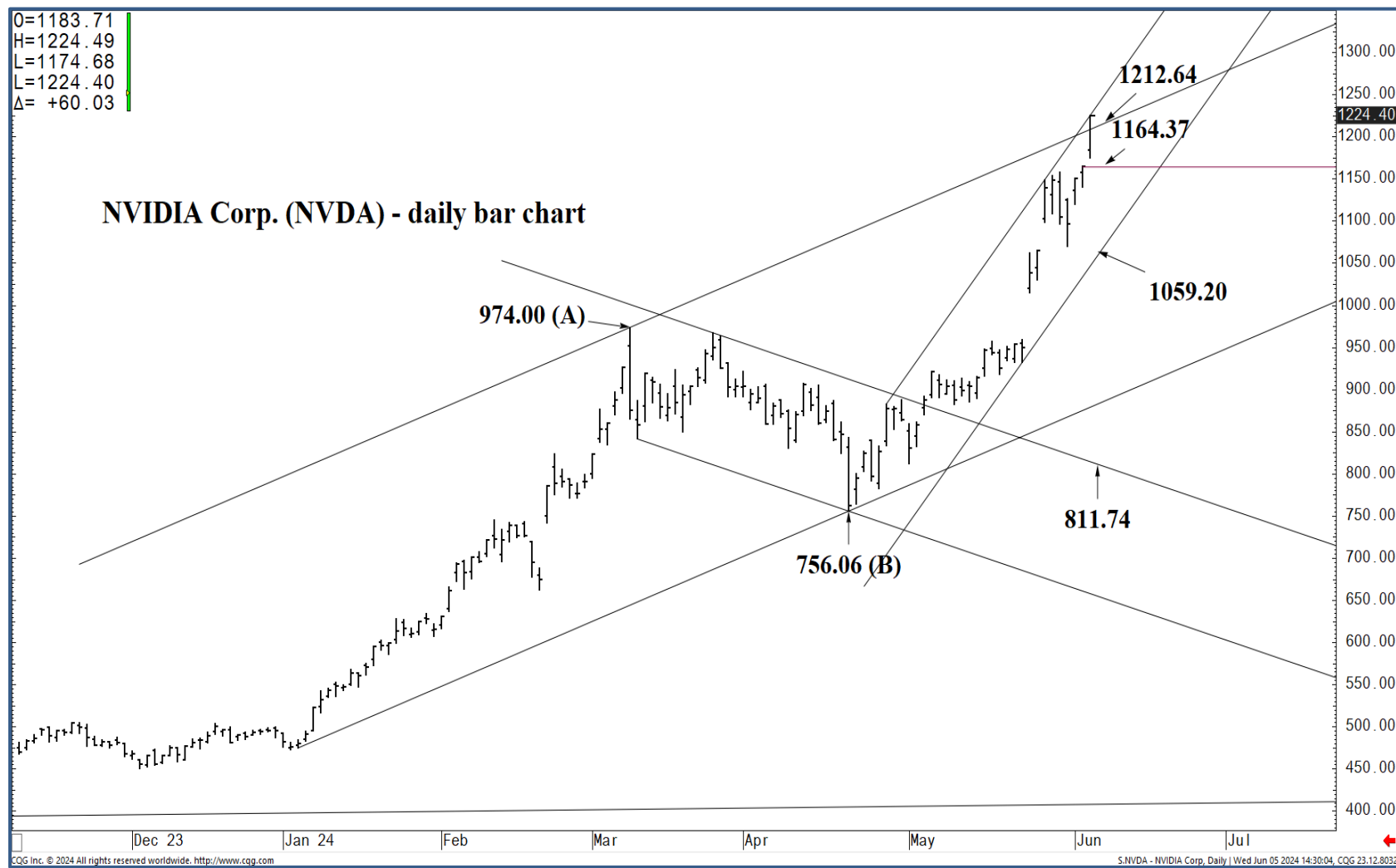
Support and Resistance

- 1309.12** * session containment
- 1275.00 * minor
- 1246.98 * minor
- 1238.09 * minor
- 1224.49 * minor
- 1212.64** ***** Annual contain UP
- 1188.10 * minor
- 1174.68 * minor
- 1164.37** * session containment
- 1140.45 * minor
- 1129.10 * minor
- 1117.70 * minor
- 1106.30 * minor
- 1087.89 * minor
- 1059.20** ***** multi-week contain



O=1183.71
 H=1224.49
 L=1174.68
 L=1224.40
 Δ= +60.03

NVIDIA Corp. (NVDA) - daily bar chart



Support and Resistance

- 1309.12** * session containment
- 1275.00 * minor
- 1246.98 * minor
- 1238.09 * minor
- 1224.49 * minor
- 1212.64** ***** Annual contain UP
- 1188.10 * minor
- 1174.68 * minor
- 1164.37** * session containment
- 1140.45 * minor
- 1129.10 * minor
- 1117.70 * minor
- 1106.30 * minor
- 1087.89 * minor
- 1059.20** ***** multi-week contain





Support and Resistance

- 1309.12** * session containment
- 1275.00 * minor
- 1246.98 * minor
- 1238.09 * minor
- 1224.49 * minor
- 1212.64** ***** Annual contain UP
- 1188.10 * minor
- 1174.68 * minor
- 1164.37** * session containment
- 1140.45 * minor
- 1129.10 * minor
- 1117.70 * minor
- 1106.30 * minor
- 1087.89 * minor
- 1059.20** ***** multi-week contain



O=1183.71
 H=1224.49
 L=1174.68
 L=1224.40
 Δ= +60.03

NVIDIA Corp. (NVDA) - daily bar chart



Support and Resistance

- 1309.12** * session containment
- 1275.00 * minor
- 1246.98 * minor
- 1238.09 * minor
- 1224.49 * minor
- 1212.64** ***** Annual contain UP
- 1188.10 * minor
- 1174.68 * minor
- 1164.37** * session containment
- 1140.45 * minor
- 1129.10 * minor
- 1117.70 * minor
- 1106.30 * minor
- 1087.89 * minor
- 1059.20** ***** multi-week contain



O=1183.71
 H=1224.49
 L=1174.68
 C=1224.40
 Δ= +60.03

NVIDIA Corp. (NVDA) - daily bar chart



Support and Resistance

- 1309.12** * session containment
- 1275.00 * minor
- 1246.98 * minor
- 1238.09 * minor
- 1224.49 * minor
- 1212.64** ***** Annual contain UP
- 1188.10 * minor
- 1174.68 * minor
- 1164.37** * session containment
- 1140.45 * minor
- 1129.10 * minor
- 1117.70 * minor
- 1106.30 * minor
- 1087.89 * minor
- 1059.20** ***** multi-week contain

