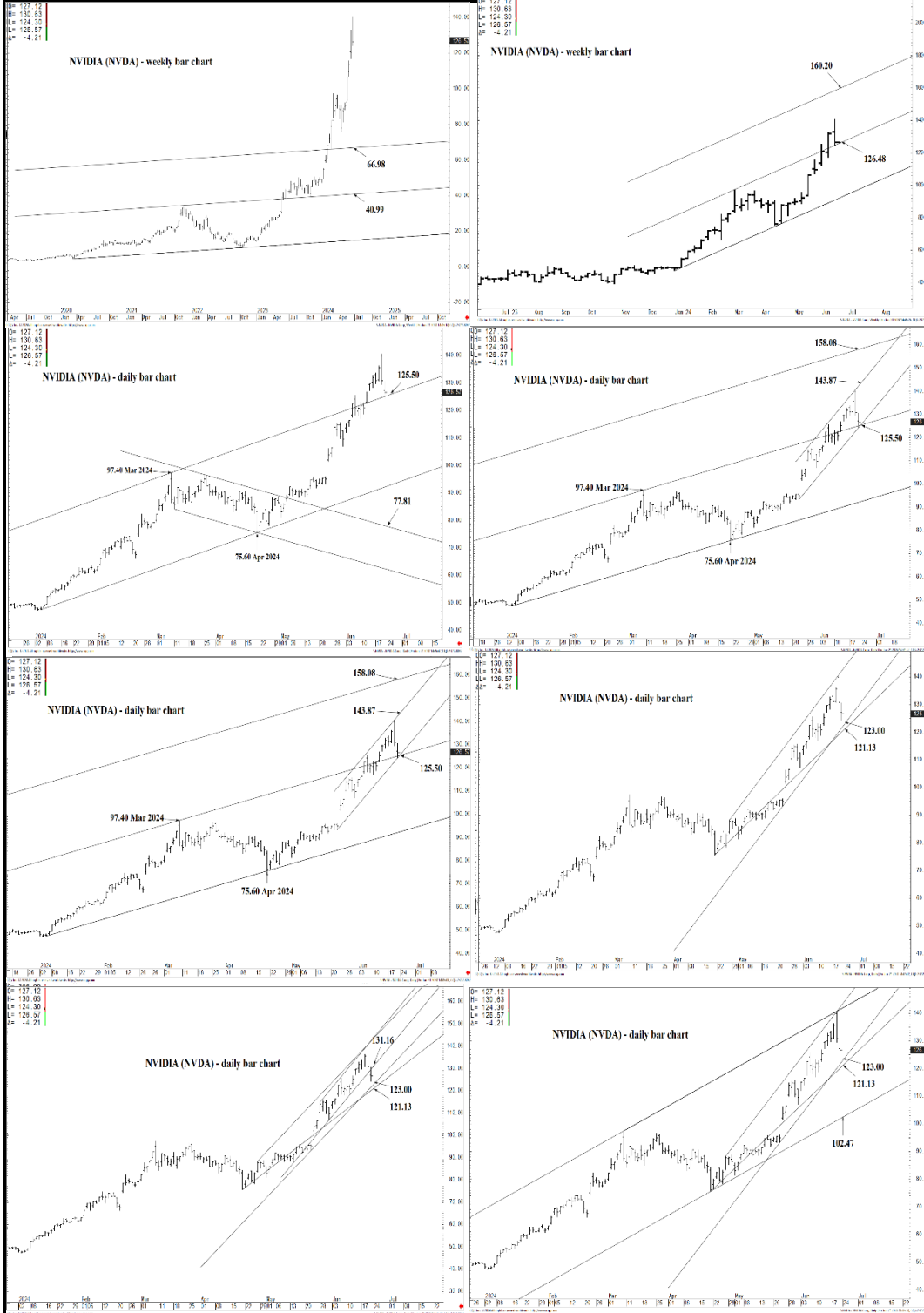




WICKED STOCKS

DIRECTIONAL CLARITY FOR THE ACTIVE INVESTOR



Support and Resistance

143.87 * weekly containment**

- 140.76 * minor
- 139.27 * minor
- 136.33 * minor
- 135.58 * intra-day containment
- 134.47 * minor
- 133.81 * minor
- 132.53 * minor

131.16 * session containment

- 130.59 * minor
- 129.52 * intra-day containment
- 128.76 * minor
- 126.48 * minor
- 125.50 * intra-day containment
- 124.30 * minor

123.00 ** multi-wk contain UP**

121.13 ** multi-wk contain DP**

- 119.06 * minor
- 117.01 * minor
- 115.87 * intra-day containment

O= 127.12
 H= 130.63
 L= 124.30
 C= 126.57
 Δ= -4.21

NVIDIA (NVDA) - weekly bar chart



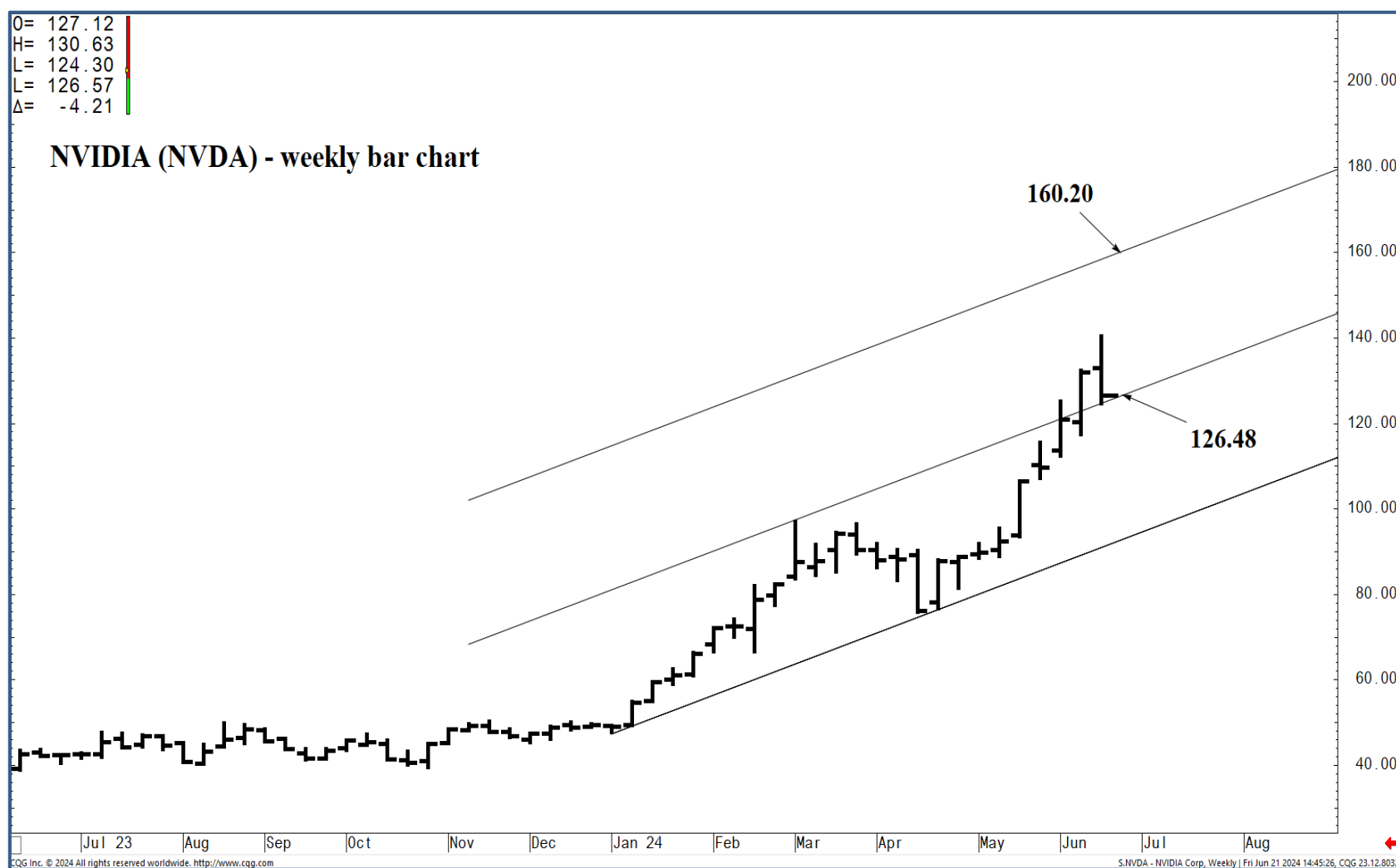
Support and Resistance

- 143.87 *** weekly containment**
- 140.76 * minor
- 139.27 * minor
- 136.33 * minor
- 135.58 * intra-day containment
- 134.47 * minor
- 133.81 * minor
- 132.53 * minor
- 131.16 * session containment**
- 130.59 * minor
- 129.52 * intra-day containment
- 128.76 * minor
- 126.48 * minor
- 125.50 * intra-day containment
- 124.30 * minor
- 123.00 **** multi-wk contain UP**
- 121.13 **** multi-wk contain DP**
- 119.06 * minor
- 117.01 * minor
- 115.87 * intra-day containment



O= 127.12
 H= 130.63
 L= 124.30
 Δ= -4.21

NVIDIA (NVDA) - weekly bar chart



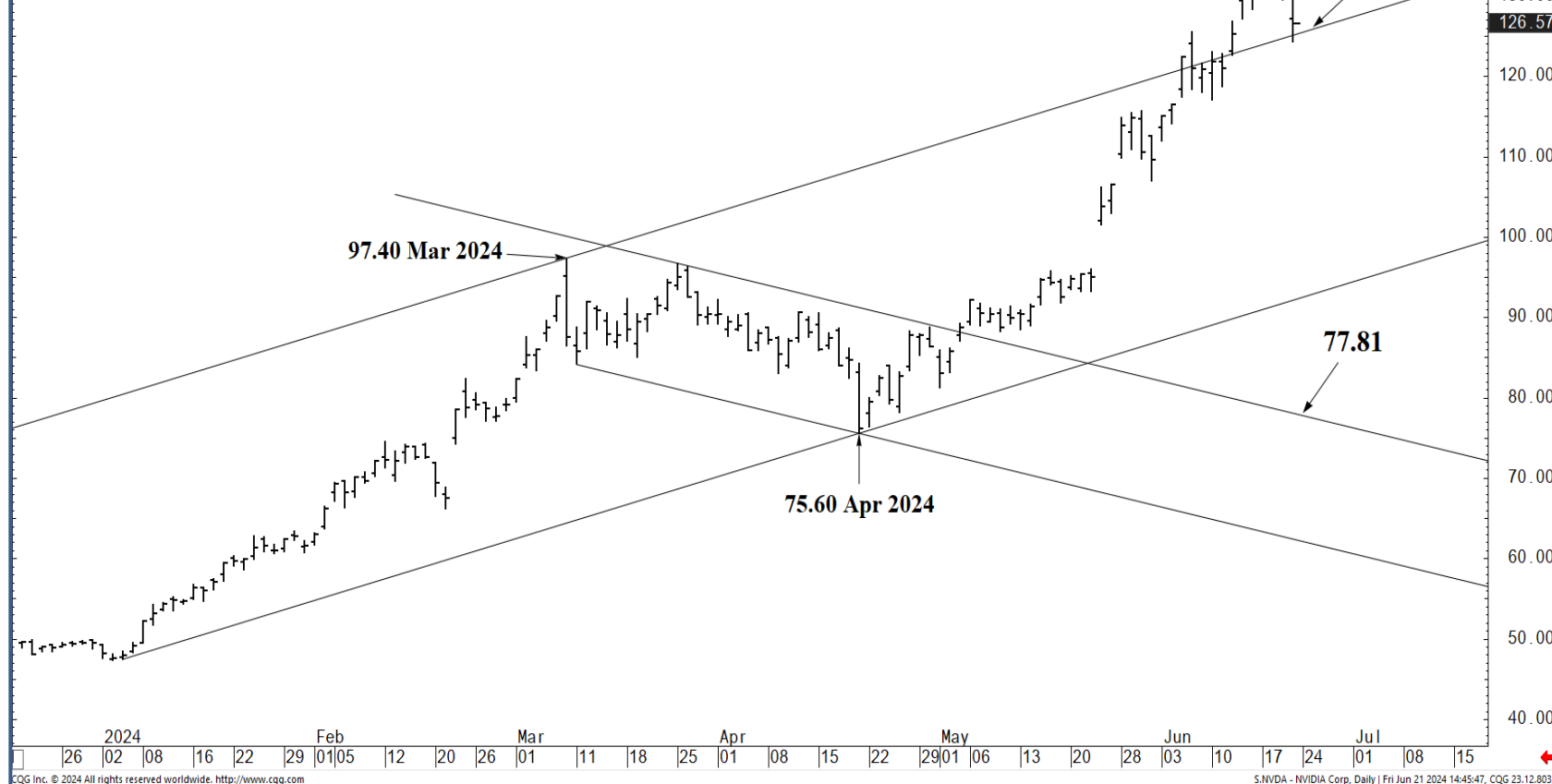
Support and Resistance

- 143.87 *** weekly containment**
- 140.76 * minor
- 139.27 * minor
- 136.33 * minor
- 135.58 * intra-day containment
- 134.47 * minor
- 133.81 * minor
- 132.53 * minor
- 131.16 * session containment**
- 130.59 * minor
- 129.52 * intra-day containment
- 128.76 * minor
- 126.48 * minor
- 125.50 * intra-day containment
- 124.30 * minor
- 123.00 **** multi-wk contain UP**
- 121.13 **** multi-wk contain DP**
- 119.06 * minor
- 117.01 * minor
- 115.87 * intra-day containment



O= 127.12
 H= 130.63
 L= 124.30
 C= 126.57
 Δ= -4.21

NVIDIA (NVDA) - daily bar chart



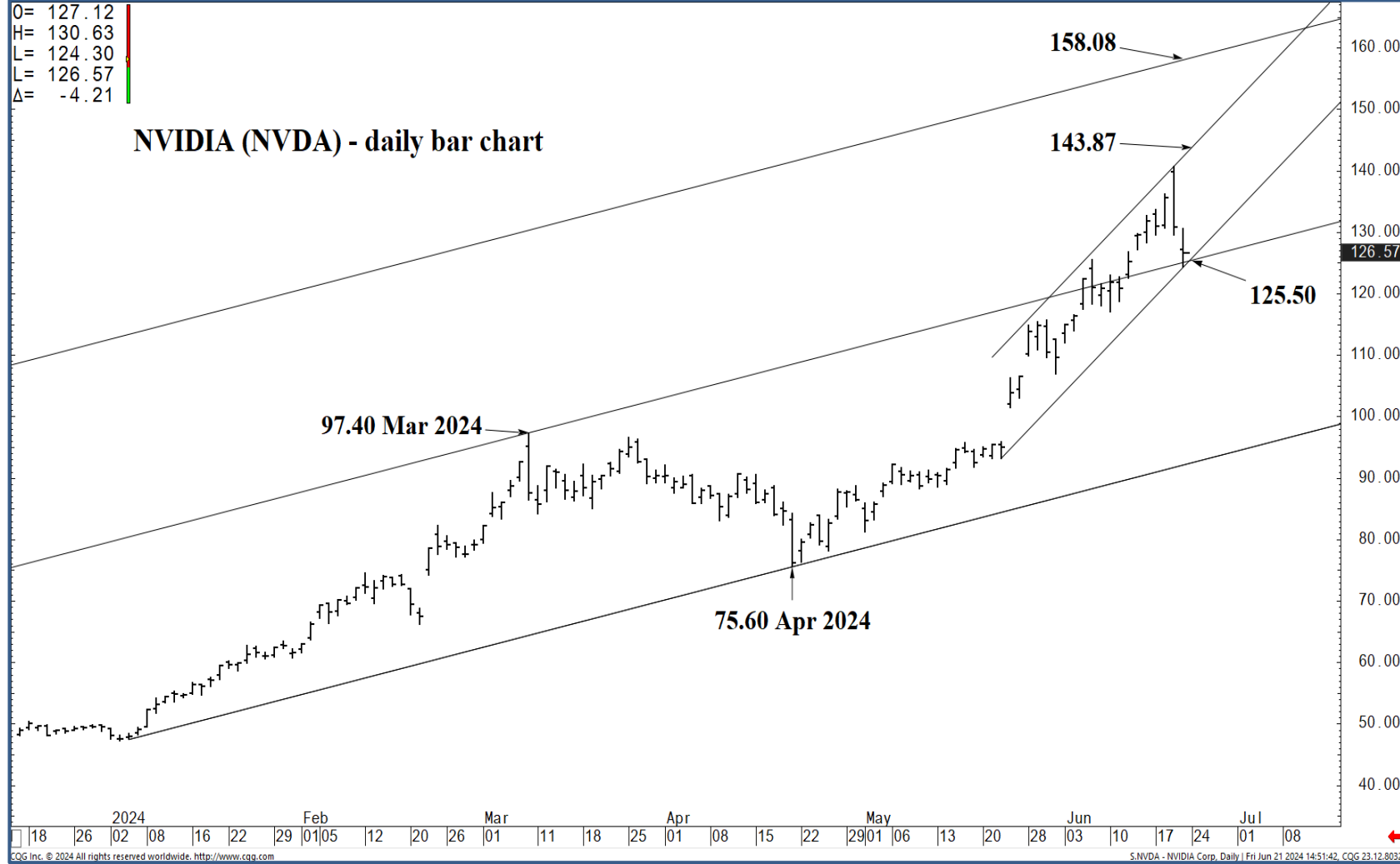
Support and Resistance

- 143.87 *** weekly containment**
- 140.76 * minor
- 139.27 * minor
- 136.33 * minor
- 135.58 * intra-day containment
- 134.47 * minor
- 133.81 * minor
- 132.53 * minor
- 131.16 * session containment**
- 130.59 * minor
- 129.52 * intra-day containment
- 128.76 * minor
- 126.48 * minor
- 125.50 * intra-day containment
- 124.30 * minor
- 123.00 **** multi-wk contain UP**
- 121.13 **** multi-wk contain DP**
- 119.06 * minor
- 117.01 * minor
- 115.87 * intra-day containment



O= 127.12
 H= 130.63
 L= 124.30
 L= 126.57
 Δ= -4.21

NVIDIA (NVDA) - daily bar chart



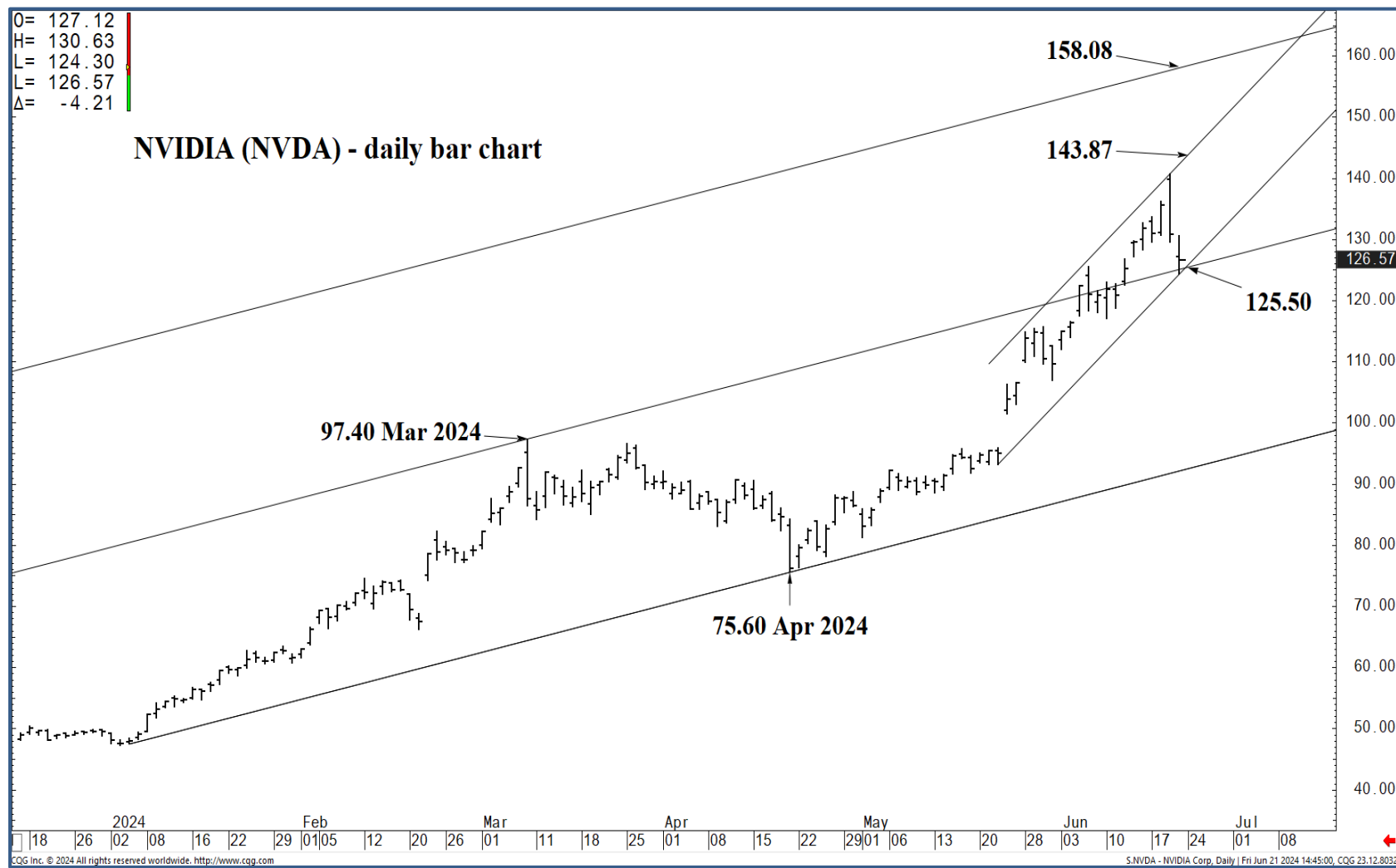
Support and Resistance

- 143.87 *** weekly containment**
- 140.76 * minor
- 139.27 * minor
- 136.33 * minor
- 135.58 * intra-day containment
- 134.47 * minor
- 133.81 * minor
- 132.53 * minor
- 131.16 * session containment**
- 130.59 * minor
- 129.52 * intra-day containment
- 128.76 * minor
- 126.48 * minor
- 125.50 * intra-day containment
- 124.30 * minor
- 123.00 **** multi-wk contain UP**
- 121.13 DP**
- 119.06 * minor
- 117.01 * minor
- 115.87 * intra-day containment



O= 127.12
 H= 130.63
 L= 124.30
 C= 126.57
 Δ= -4.21

NVIDIA (NVDA) - daily bar chart



Support and Resistance

- 143.87 *** weekly containment**
- 140.76 * minor
- 139.27 * minor
- 136.33 * minor
- 135.58 * intra-day containment
- 134.47 * minor
- 133.81 * minor
- 132.53 * minor
- 131.16 * session containment**
- 130.59 * minor
- 129.52 * intra-day containment
- 128.76 * minor
- 126.48 * minor
- 125.50 * intra-day containment
- 124.30 * minor
- 123.00 **** multi-wk contain UP**
- 121.13 DP**
- 119.06 * minor
- 117.01 * minor
- 115.87 * intra-day containment



O= 127.12
 H= 130.63
 L= 124.30
 L= 126.57
 Δ= -4.21

NVIDIA (NVDA) - daily bar chart



Support and Resistance

143.87 * weekly containment**

- 140.76 * minor
- 139.27 * minor
- 136.33 * minor
- 135.58 * intra-day containment
- 134.47 * minor
- 133.81 * minor
- 132.53 * minor

131.16 * session containment

- 130.59 * minor
- 129.52 * intra-day containment
- 128.76 * minor
- 126.48 * minor
- 125.50 * intra-day containment
- 124.30 * minor

123.00 ** multi-wk contain UP**
121.13 DP

- 119.06 * minor
- 117.01 * minor
- 115.87 * intra-day containment



O= 127.12
 H= 130.63
 L= 124.30
 L= 126.57
 Δ= -4.21

NVIDIA (NVDA) - daily bar chart



Support and Resistance

143.87 * weekly containment**

- 140.76 * minor
- 139.27 * minor
- 136.33 * minor
- 135.58 * intra-day containment
- 134.47 * minor
- 133.81 * minor
- 132.53 * minor

131.16 * session containment

- 130.59 * minor
- 129.52 * intra-day containment
- 128.76 * minor
- 126.48 * minor
- 125.50 * intra-day containment
- 124.30 * minor


123.00 ** multi-wk contain UP**
121.13 DP

- 119.06 * minor
- 117.01 * minor
- 115.87 * intra-day containment



O= 127.12
 H= 130.63
 L= 124.30
 L= 126.57
 Δ= -4.21

NVIDIA (NVDA) - daily bar chart



Support and Resistance

- 143.87 *** weekly containment**
- 140.76 * minor
- 139.27 * minor
- 136.33 * minor
- 135.58 * intra-day containment
- 134.47 * minor
- 133.81 * minor
- 132.53 * minor
- 131.16 * session containment**
- 130.59 * minor
- 129.52 * intra-day containment
- 128.76 * minor
- 126.48 * minor
- 125.50 * intra-day containment
- 124.30 * minor
- 123.00 **** multi-wk contain UP**
- 121.13 DP**
- 119.06 * minor
- 117.01 * minor
- 115.87 * intra-day containment

2024 Feb Mar Apr May Jun Jul
 26 02 08 16 22 29 01 05 12 20 26 01 11 18 25 01 08 15 22 29 01 06 13 20 28 03 10 17 24 01 08 15 22

CGG Inc. © 2024 All rights reserved worldwide. <http://www.cgg.com>

S:NVDA - NVIDIA Corp, Daily | Fri Jun 21 2024 14:46:54, CGG 23.12.8032

