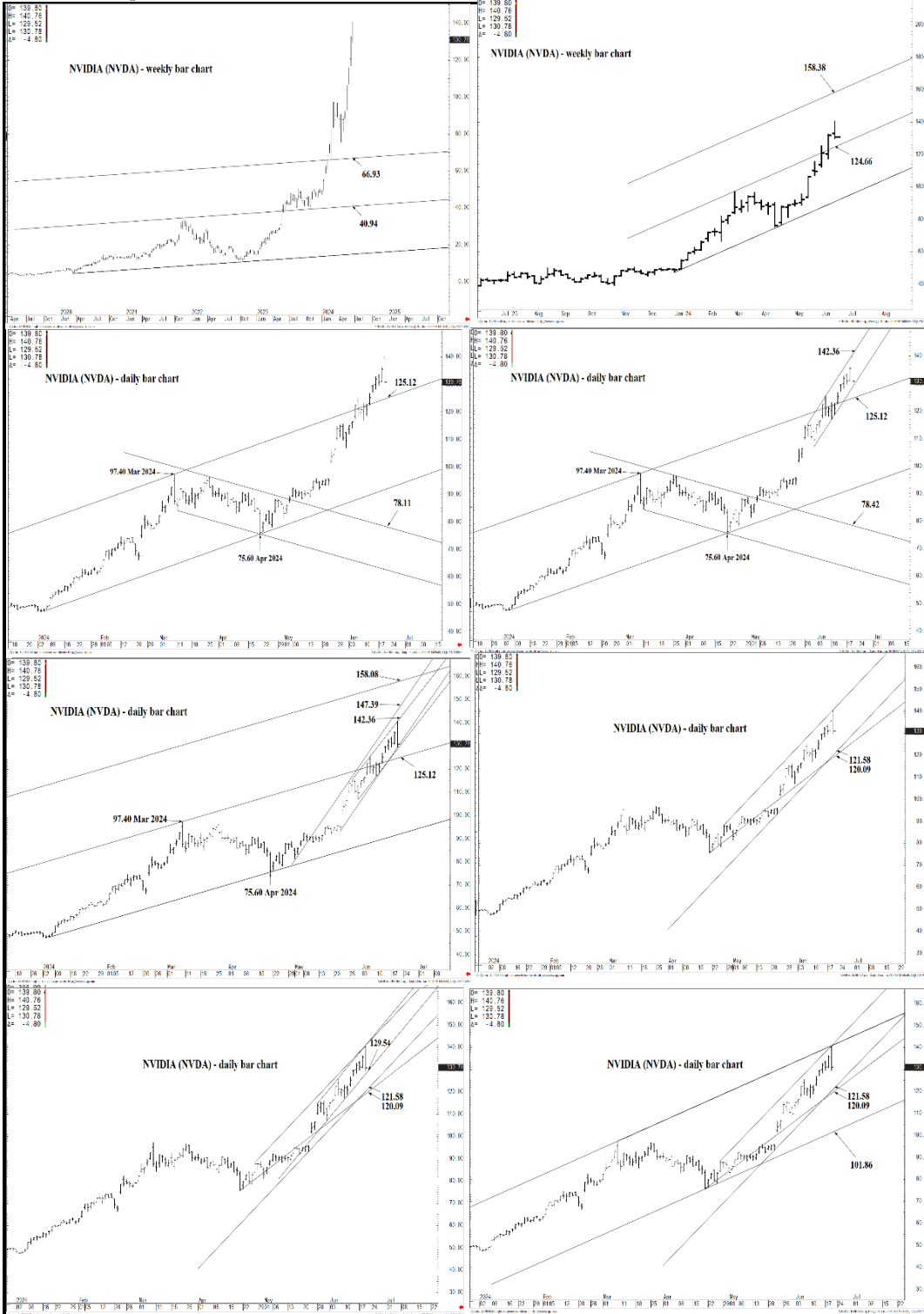




WICKED STOCKS

DIRECTIONAL CLARITY FOR THE ACTIVE INVESTOR



Support and Resistance

147.39 * weekly containment**

146.38 * minor
145.05 * minor

142.36 * session containment

139.27 * minor
136.33 * minor
135.58 * intra-day containment
133.81 * minor
131.43 * minor

129.54 * session containment

128.76 * minor
126.88 * minor
125.12 * minor

124.66 * session containment

123.10 * minor
122.44 * minor

121.58 ** multi-wk contain UP**
120.09 ** multi-wk contain DP**



Support and Resistance

- 147.39 *** weekly containment**
- 146.38 * minor
- 145.05 * minor

- 142.36 * session containment**
- 139.27 * minor
- 136.33 * minor
- 135.58 * intra-day containment
- 133.81 * minor
- 131.43 * minor

- 129.54 * session containment**
- 128.76 * minor
- 126.88 * minor
- 125.12 * minor

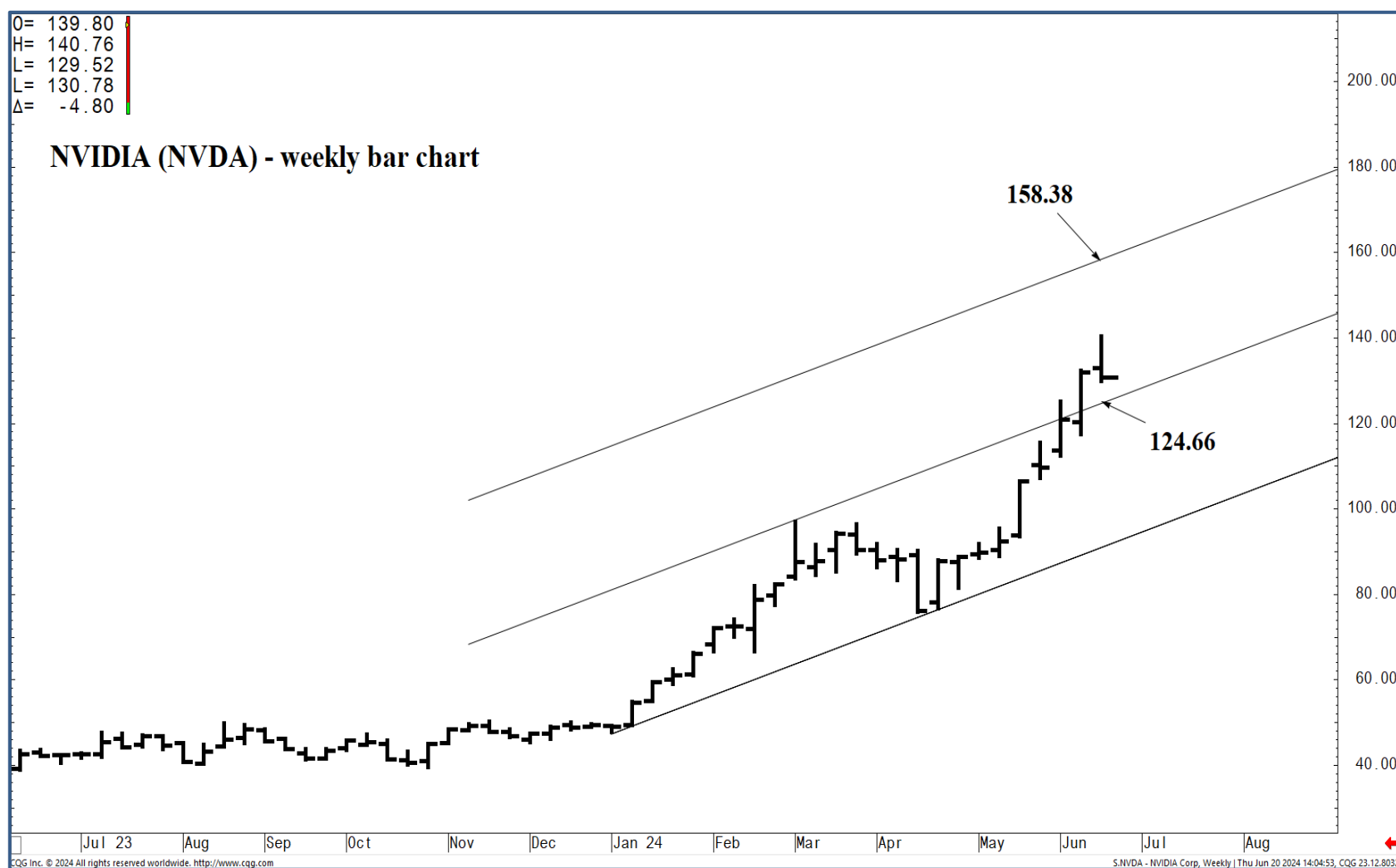
- 124.66 * session containment**
- 123.10 * minor
- 122.44 * minor

- 121.58 **** multi-wk contain UP**
- 120.09 **** multi-wk contain DP**



O= 139.80
 H= 140.76
 L= 129.52
 C= 130.78
 Δ= -4.80

NVIDIA (NVDA) - weekly bar chart



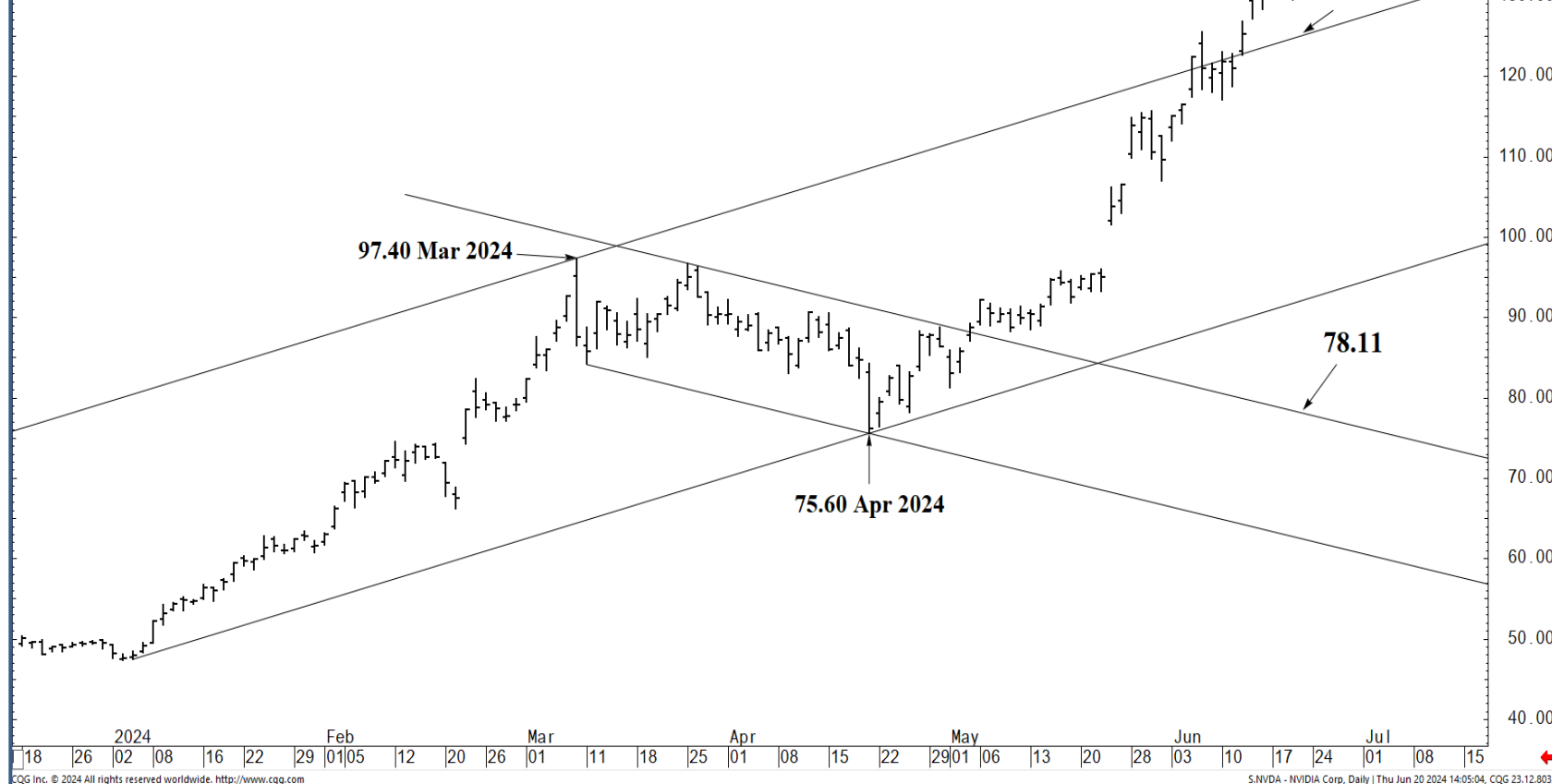
Support and Resistance

- 147.39 *** weekly containment**
- 146.38 * minor
- 145.05 * minor
- 142.36 * session containment**
- 139.27 * minor
- 136.33 * minor
- 135.58 * intra-day containment
- 133.81 * minor
- 131.43 * minor
- 129.54 * session containment**
- 128.76 * minor
- 126.88 * minor
- 125.12 * minor
- 124.66 * session containment**
- 123.10 * minor
- 122.44 * minor
- 121.58 **** multi-wk contain UP**
- 120.09**



O= 139.80
 H= 140.76
 L= 129.52
 C= 130.78
 Δ= -4.80

NVIDIA (NVDA) - daily bar chart



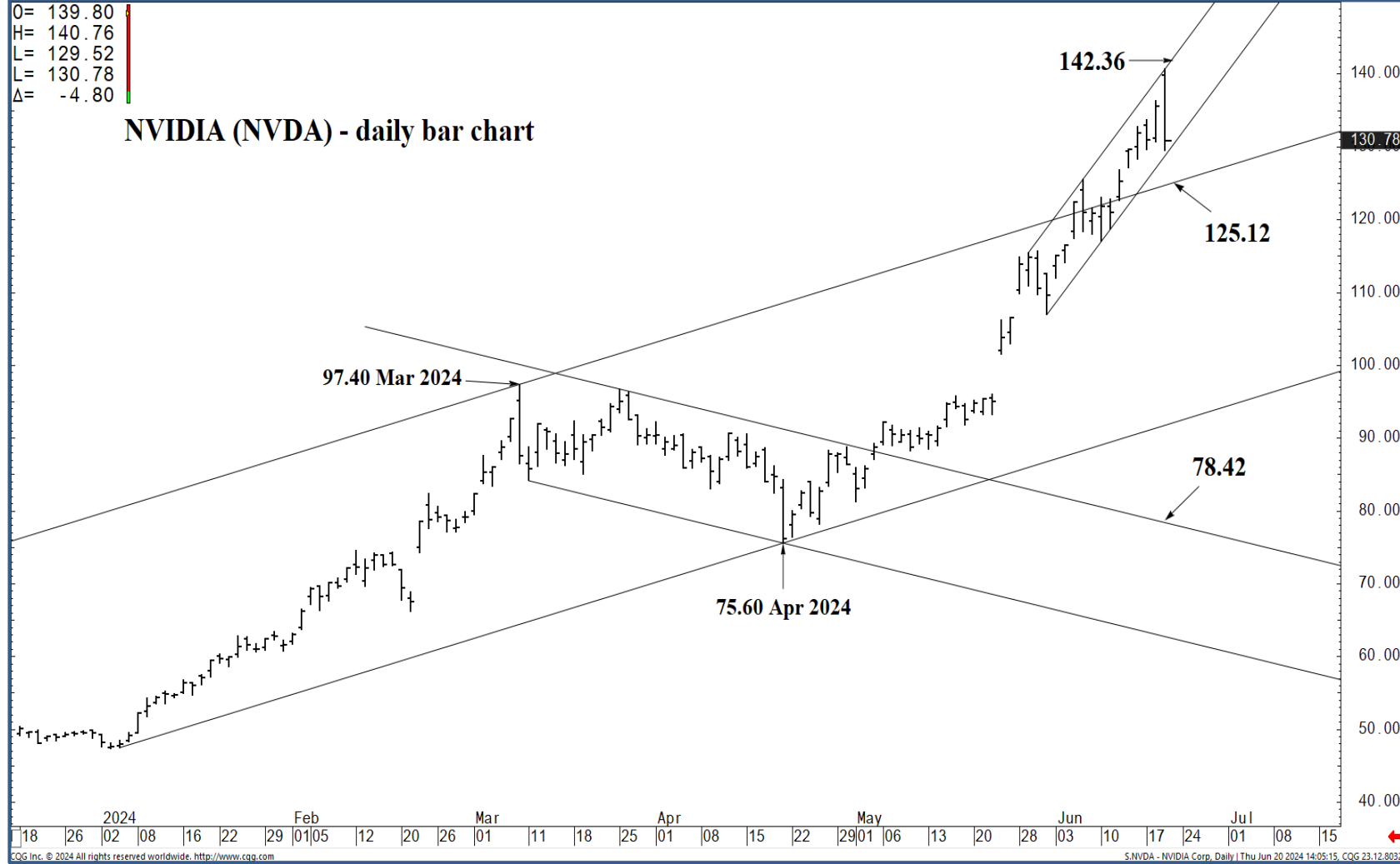
Support and Resistance

- 147.39 *** weekly containment**
- 146.38 * minor
- 145.05 * minor
- 142.36 * session containment**
- 139.27 * minor
- 136.33 * minor
- 135.58 * intra-day containment
- 133.81 * minor
- 131.43 * minor
- 129.54 * session containment**
- 128.76 * minor
- 126.88 * minor
- 125.12 * minor
- 124.66 * session containment**
- 123.10 * minor
- 122.44 * minor
- 121.58 **** multi-wk contain UP**
- 120.09**



O= 139.80
 H= 140.76
 L= 129.52
 L= 130.78
 Δ= -4.80

NVIDIA (NVDA) - daily bar chart



Support and Resistance

- 147.39 *** weekly containment**
- 146.38 * minor
- 145.05 * minor
- 142.36 * session containment**
- 139.27 * minor
- 136.33 * minor
- 135.58 * intra-day containment
- 133.81 * minor
- 131.43 * minor
- 129.54 * session containment**
- 128.76 * minor
- 126.88 * minor
- 125.12 * minor
- 124.66 * session containment**
- 123.10 * minor
- 122.44 * minor
- 121.58 **** multi-wk contain UP**
- 120.09**



O= 139.80
 H= 140.76
 L= 129.52
 L= 130.78
 Δ= -4.80

NVIDIA (NVDA) - daily bar chart



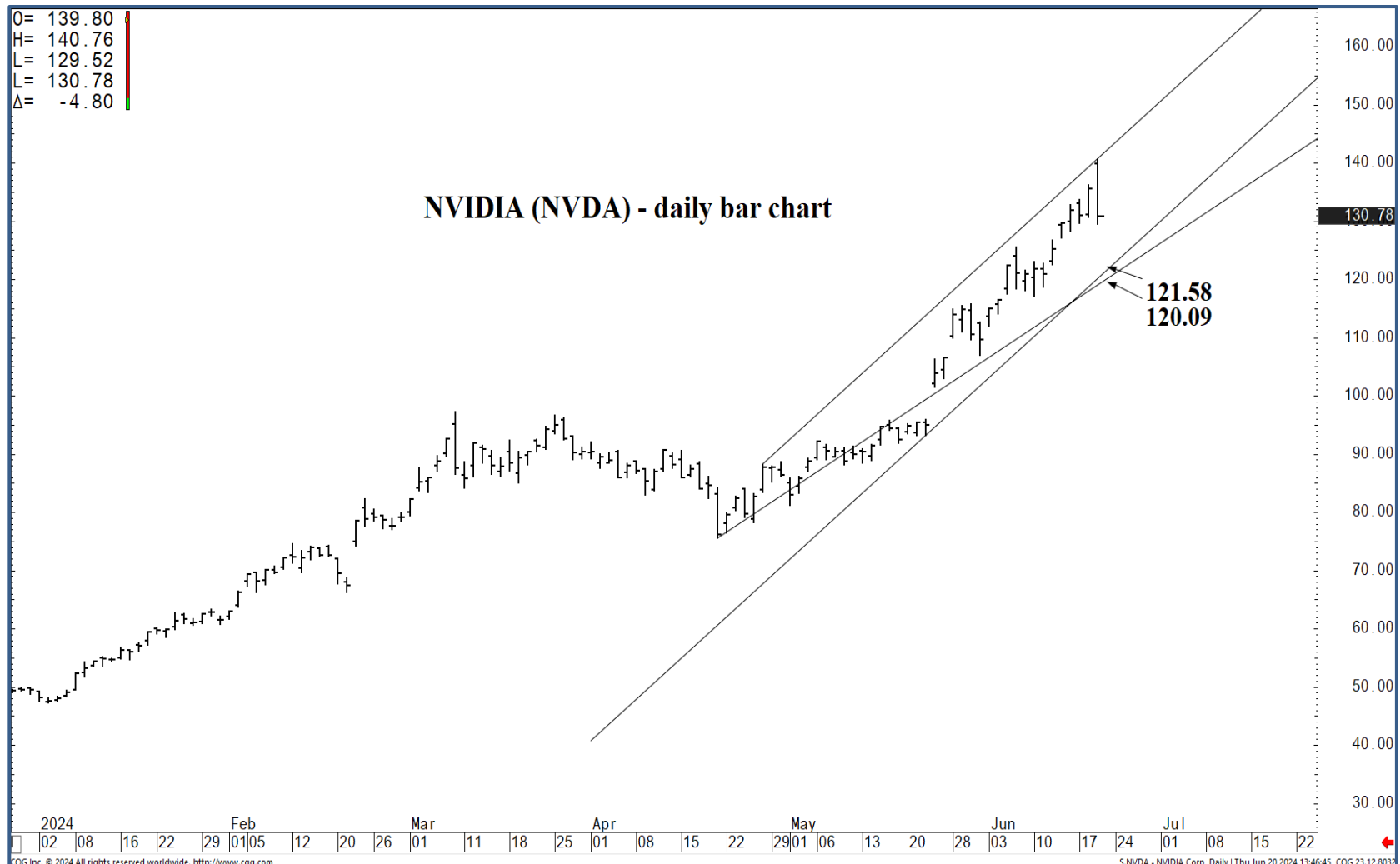
Support and Resistance

- 147.39 *** weekly containment**
- 146.38 * minor
- 145.05 * minor
- 142.36 * session containment**
- 139.27 * minor
- 136.33 * minor
- 135.58 * intra-day containment
- 133.81 * minor
- 131.43 * minor
- 129.54 * session containment**
- 128.76 * minor
- 126.88 * minor
- 125.12 * minor
- 124.66 * session containment**
- 123.10 * minor
- 122.44 * minor
- 121.58 **** multi-wk contain UP**
- 120.09**



O= 139.80
 H= 140.76
 L= 129.52
 L= 130.78
 Δ= -4.80

NVIDIA (NVDA) - daily bar chart



2024 02 08 16 22 29 01 05 12 20 26 01 11 18 25 01 08 15 22 29 01 06 13 20 28 03 10 17 24 01 08 15 22

CGG Inc. © 2024 All rights reserved worldwide. <http://www.cgg.com>

S:NVDA - NVIDIA Corp, Daily | Thu Jun 20 2024 13:46:45, CGG 23.12.8032

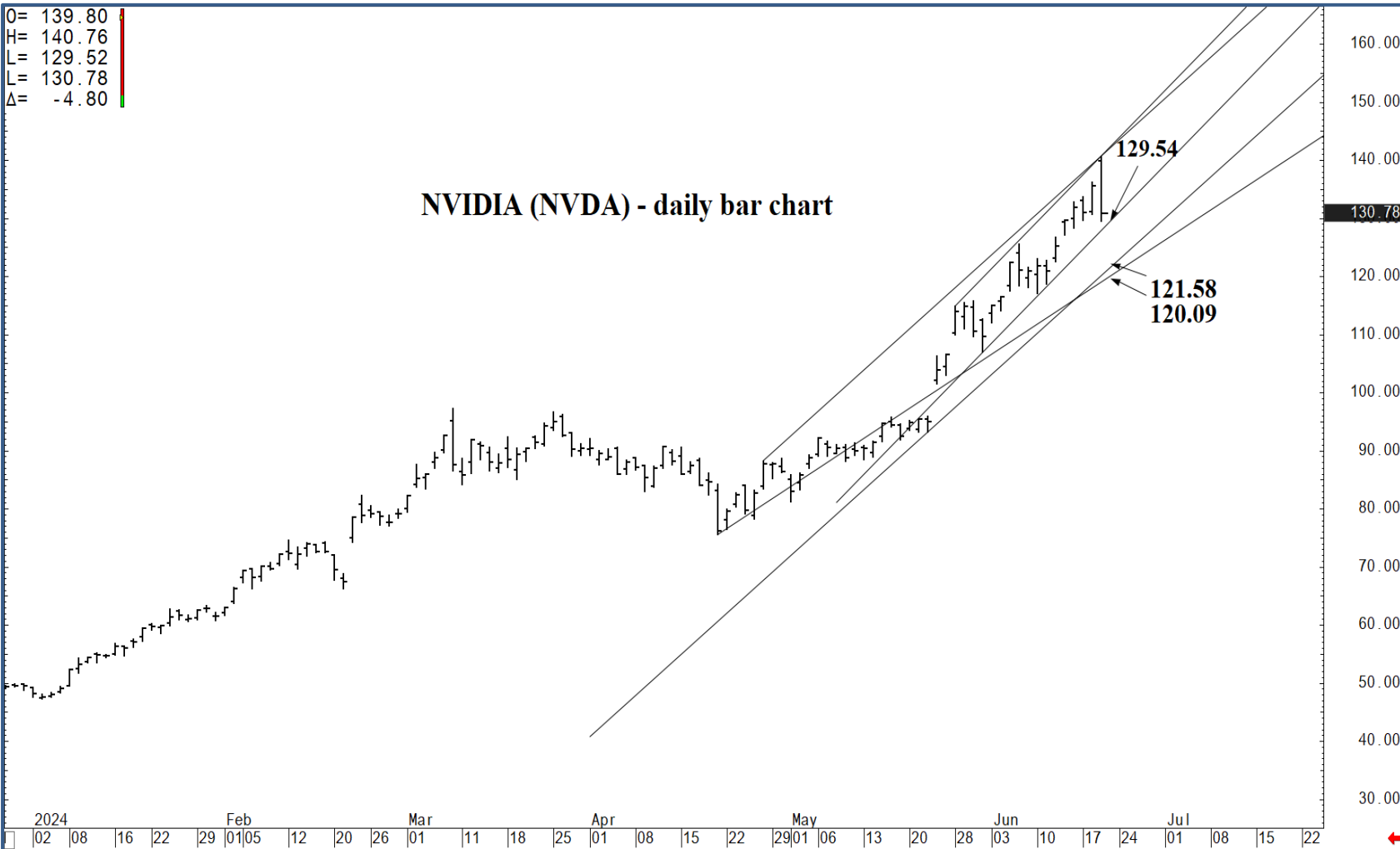
Support and Resistance

- 147.39 *** weekly containment**
- 146.38 * minor
- 145.05 * minor
- 142.36 * session containment**
- 139.27 * minor
- 136.33 * minor
- 135.58 * intra-day containment
- 133.81 * minor
- 131.43 * minor
- 129.54 * session containment**
- 128.76 * minor
- 126.88 * minor
- 125.12 * minor
- 124.66 * session containment**
- 123.10 * minor
- 122.44 * minor
- 121.58 **** multi-wk contain UP**
- 120.09**



O= 139.80
 H= 140.76
 L= 129.52
 L= 130.78
 Δ= -4.80

NVIDIA (NVDA) - daily bar chart



Support and Resistance

- 147.39 *** weekly containment**
- 146.38 * minor
- 145.05 * minor
- 142.36 * session containment**
- 139.27 * minor
- 136.33 * minor
- 135.58 * intra-day containment
- 133.81 * minor
- 131.43 * minor
- 129.54 * session containment**
- 128.76 * minor
- 126.88 * minor
- 125.12 * minor
- 124.66 * session containment**
- 123.10 * minor
- 122.44 * minor
- 121.58 **** multi-wk contain UP**
- 120.09**

2024 Feb Mar Apr May Jun Jul
 02 08 16 22 29 01 05 12 20 26 01 11 18 25 01 08 15 22 29 01 06 13 20 28 03 10 17 24 01 08 15 22

CGG Inc. © 2024 All rights reserved worldwide. <http://www.cgg.com>

S:NVDA - NVIDIA Corp, Daily | Thu Jun 20 2024 13:48:09, CQG 23.12.8032



O= 139.80
 H= 140.76
 L= 129.52
 L= 130.78
 Δ= -4.80

NVIDIA (NVDA) - daily bar chart



Support and Resistance

- 147.39 *** weekly containment**
- 146.38 * minor
- 145.05 * minor
- 142.36 * session containment**
- 139.27 * minor
- 136.33 * minor
- 135.58 * intra-day containment
- 133.81 * minor
- 131.43 * minor
- 129.54 * session containment**
- 128.76 * minor
- 126.88 * minor
- 125.12 * minor
- 124.66 * session containment**
- 123.10 * minor
- 122.44 * minor
- 121.58 **** multi-wk contain UP**
- 120.09**

2024 02 08 16 22 29 01 05 12 20 26 01 11 18 25 01 08 15 22 29 01 06 13 20 28 03 10 17 24 01 08 15 22

CGG Inc. © 2024 All rights reserved worldwide. <http://www.cgg.com>

S.NVDA - NVIDIA Corp, Daily | Thu Jun 20 2024 13:48:49, CGG 23.12.8032

