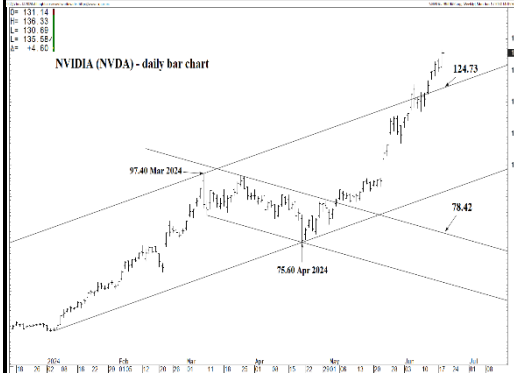




# WICKED STOCKS

DIRECTIONAL CLARITY FOR THE ACTIVE INVESTOR



## Support and Resistance

- 146.62 \*\*\* weekly containment**
- 143.12 \* minor
- 141.65 \* minor
- 140.69 \* session containment**
- 139.27 \* minor
- 136.33 \* minor
- 133.73 \* intra-day containment
- 131.88 \* minor
- 130.69 \* session containment**
- 128.76 \* minor
- 127.16 \* minor
- 126.72 \*\*\*\*\* Annual contain UP**
- 124.73 \*\*\*\*\* Annual contain DP**
- 123.10 \* minor
- 120.34 \* minor
- 118.52 \*\*\* weekly containment DP**

O= 132.99  
 H= 133.73  
 L= 129.58  
 L= 131.00  
 Δ= -0.88

# NVIDIA (NVDA) - weekly bar chart



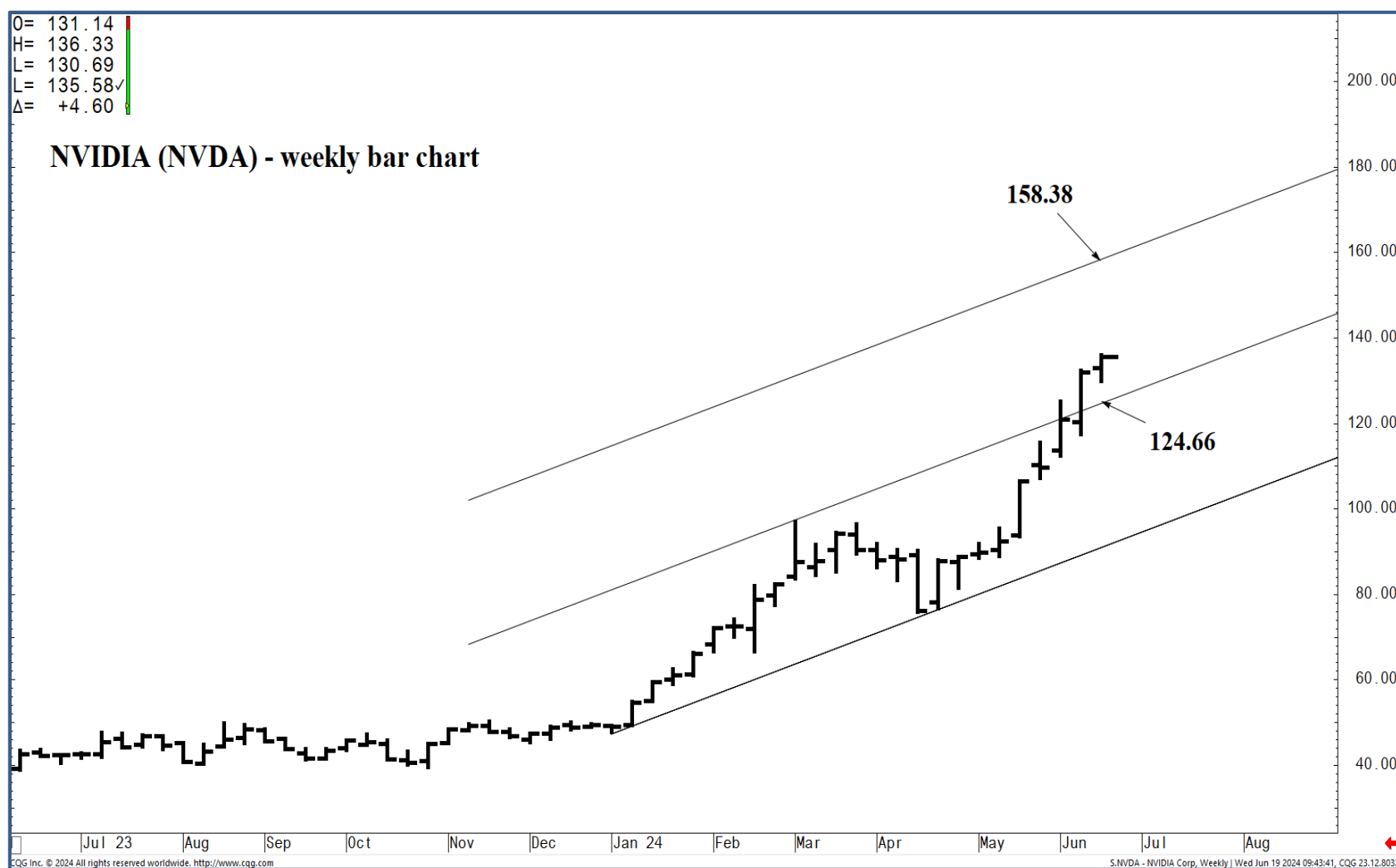
## Support and Resistance

- 146.62 \*\*\* weekly containment**
- 143.12 \* minor
- 141.65 \* minor
- 140.69 \* session containment**
- 139.27 \* minor
- 136.33 \* minor
- 133.73 \* intra-day containment
- 131.88 \* minor
- 130.69 \* session containment**
- 128.76 \* minor
- 127.16 \* minor
- 126.72 \*\*\*\*\* Annual contain UP**
- 124.73 \*\*\*\*\* Annual contain DP**
- 123.10 \* minor
- 120.34 \* minor
- 118.52 \*\*\* weekly containment**



O= 131.14  
H= 136.33  
L= 130.69  
C= 135.58  
Δ= +4.60

**NVIDIA (NVDA) - weekly bar chart**



**Support and Resistance**

- 146.62 \*\*\* weekly containment**
- 143.12 \* minor
- 141.65 \* minor
- 140.69 \* session containment**
- 139.27 \* minor
- 136.33 \* minor
- 133.73 \* intra-day containment
- 131.88 \* minor
- 130.69 \* session containment**
- 128.76 \* minor
- 127.16 \* minor
- 126.72 \*\*\*\*\* Annual contain UP**
- 124.73 \*\*\*\*\* Annual contain DP**
- 123.10 \* minor
- 120.34 \* minor
- 118.52 \*\*\* weekly containment**

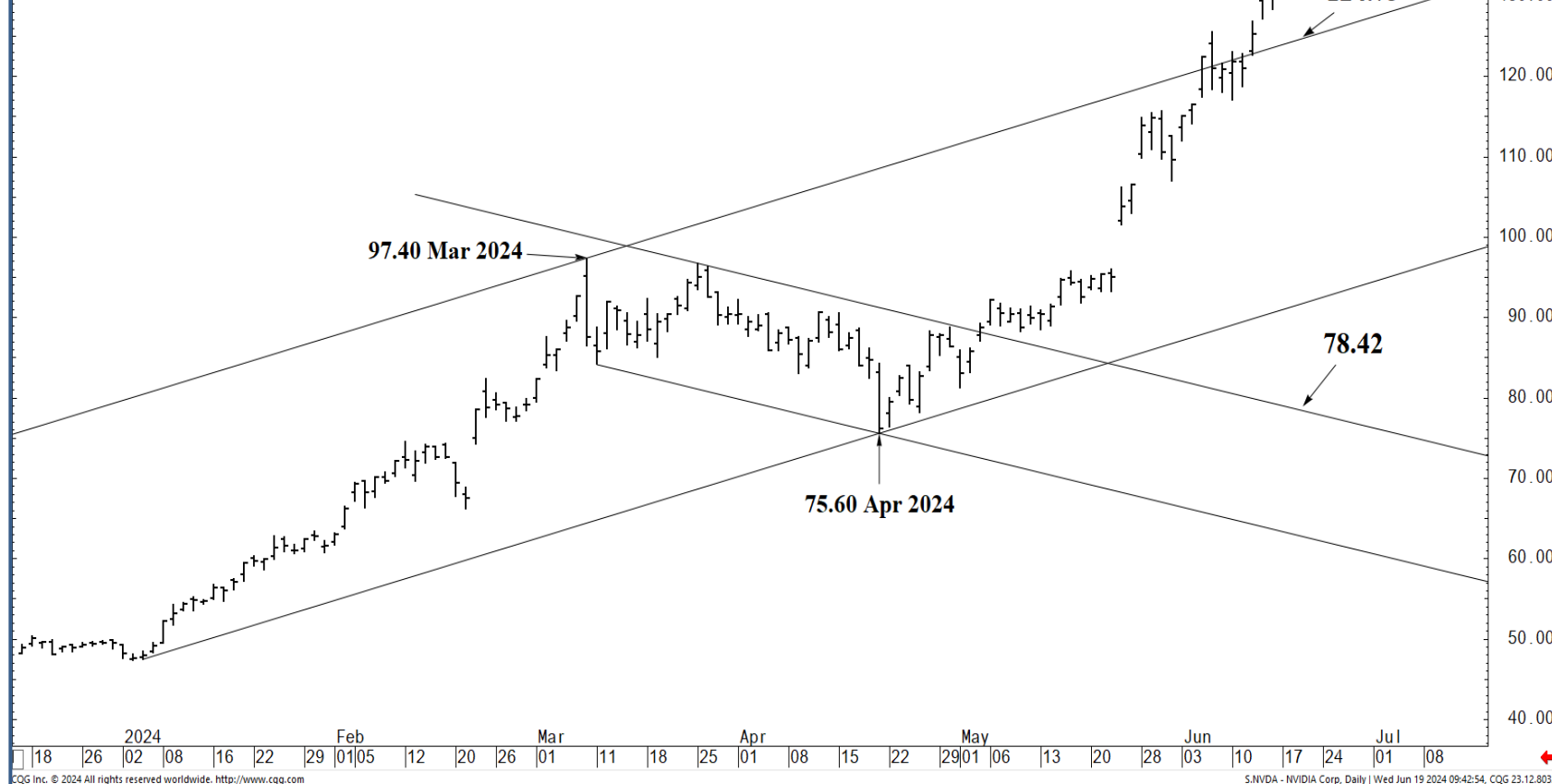
CGG Inc. © 2024 All rights reserved worldwide. <http://www.cgg.com>

S.NVDA - NVIDIA Corp. Weekly | Wed Jun 19 2024 09:43:41, CQG 23.12.8032



O= 131.14  
 H= 136.33  
 L= 130.69  
 C= 135.58  
 Δ= +4.60

### NVIDIA (NVDA) - daily bar chart



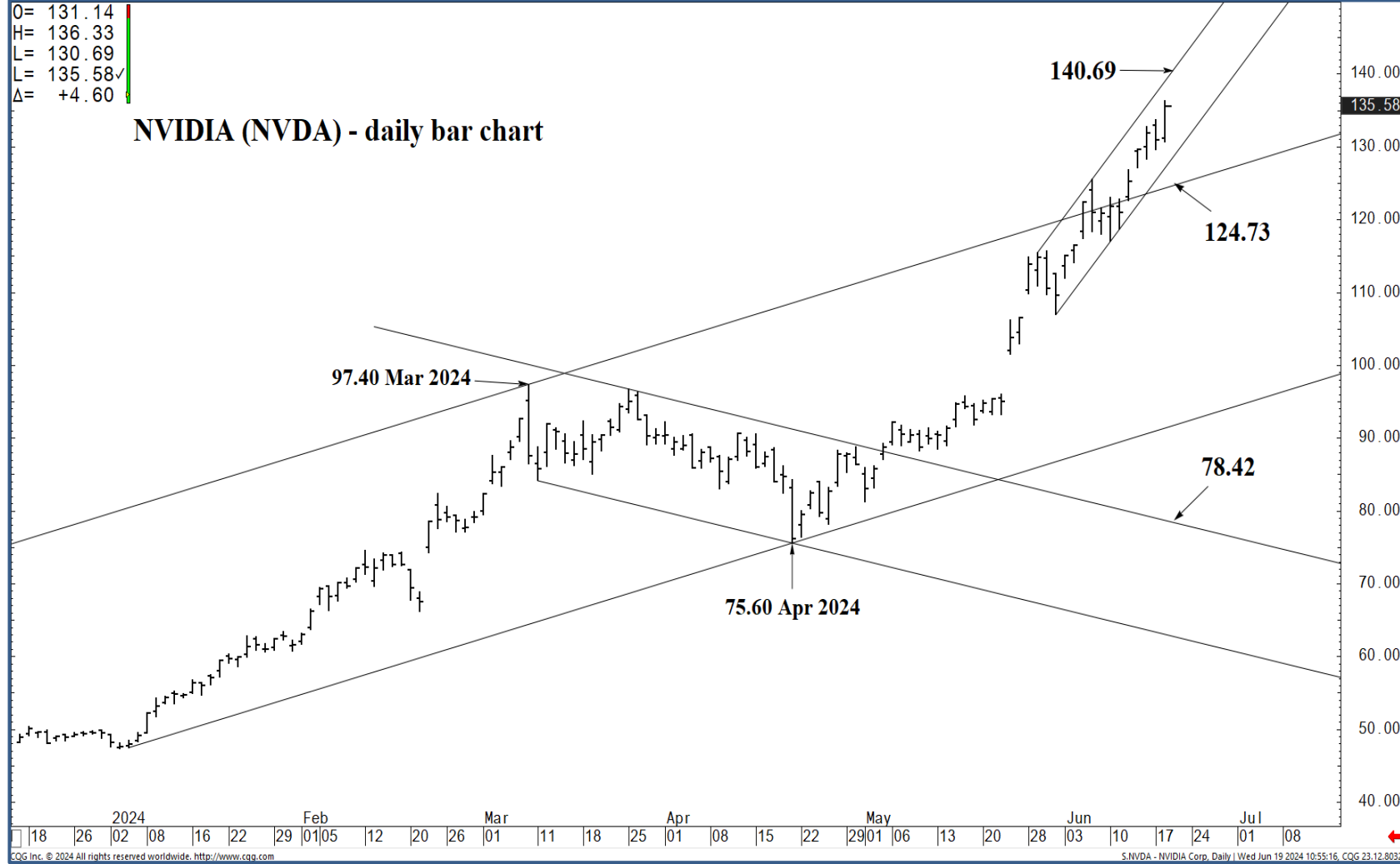
### Support and Resistance

- 146.62 \*\*\* weekly containment**
- 143.12 \* minor
- 141.65 \* minor
- 140.69 \* session containment**
- 139.27 \* minor
- 136.33 \* minor
- 133.73 \* intra-day containment
- 131.88 \* minor
- 130.69 \* session containment**
- 128.76 \* minor
- 127.16 \* minor
- 126.72 \*\*\*\*\* Annual contain UP**
- 124.73 \*\*\*\*\* Annual contain DP**
- 123.10 \* minor
- 120.34 \* minor
- 118.52 \*\*\* weekly containment**



O= 131.14  
 H= 136.33  
 L= 130.69  
 L= 135.58✓  
 Δ= +4.60

# NVIDIA (NVDA) - daily bar chart



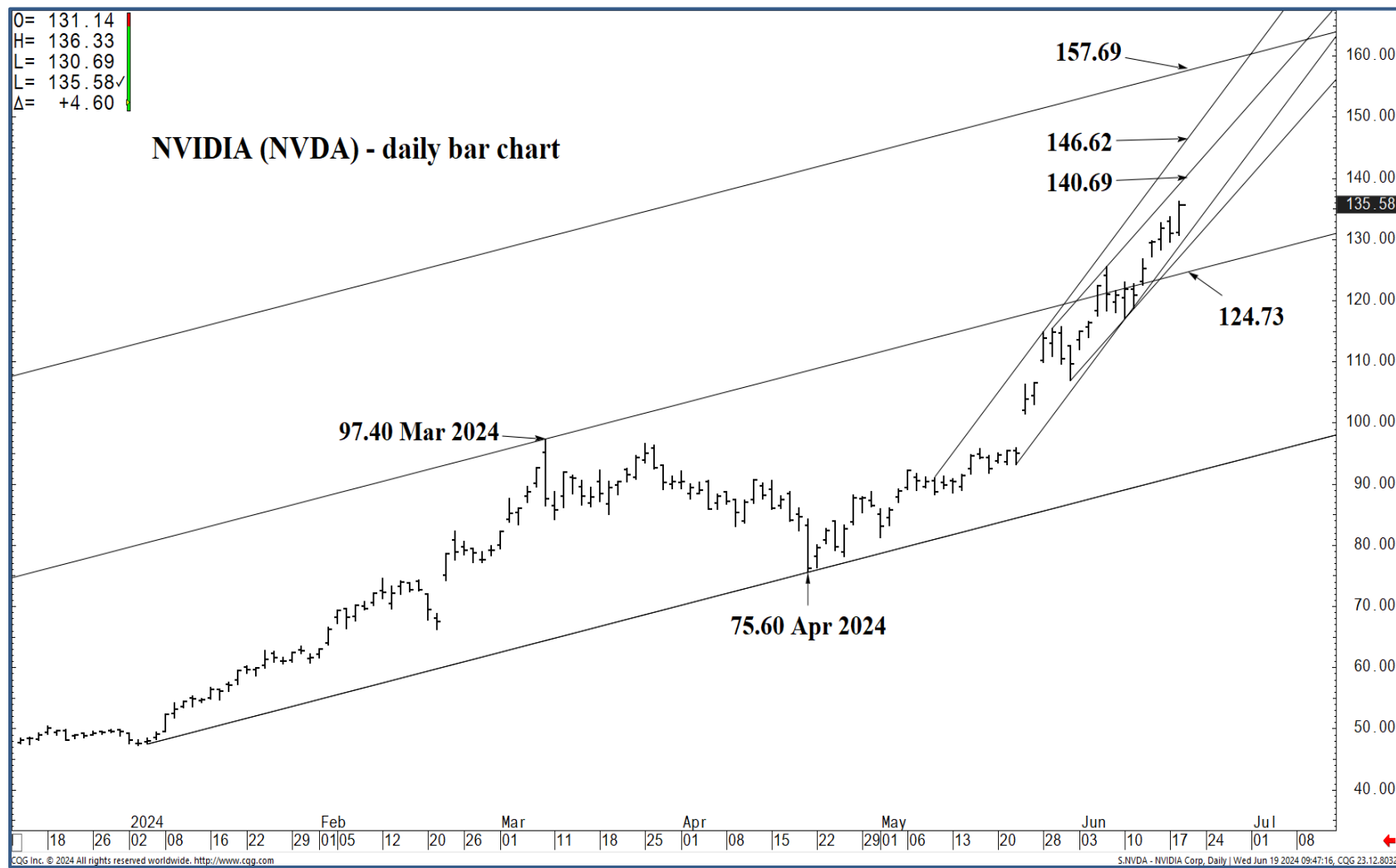
## Support and Resistance

- 146.62 \*\*\* weekly containment**
- 143.12 \* minor
- 141.65 \* minor
- 140.69 \* session containment**
- 139.27 \* minor
- 136.33 \* minor
- 133.73 \* intra-day containment
- 131.88 \* minor
- 130.69 \* session containment**
- 128.76 \* minor
- 127.16 \* minor
- 126.72 \*\*\*\*\* Annual contain UP**
- 124.73 \*\*\*\*\* Annual contain DP**
- 123.10 \* minor
- 120.34 \* minor
- 118.52 \*\*\* weekly containment**



O= 131.14  
 H= 136.33  
 L= 130.69  
 L= 135.58✓  
 Δ= +4.60

## NVIDIA (NVDA) - daily bar chart



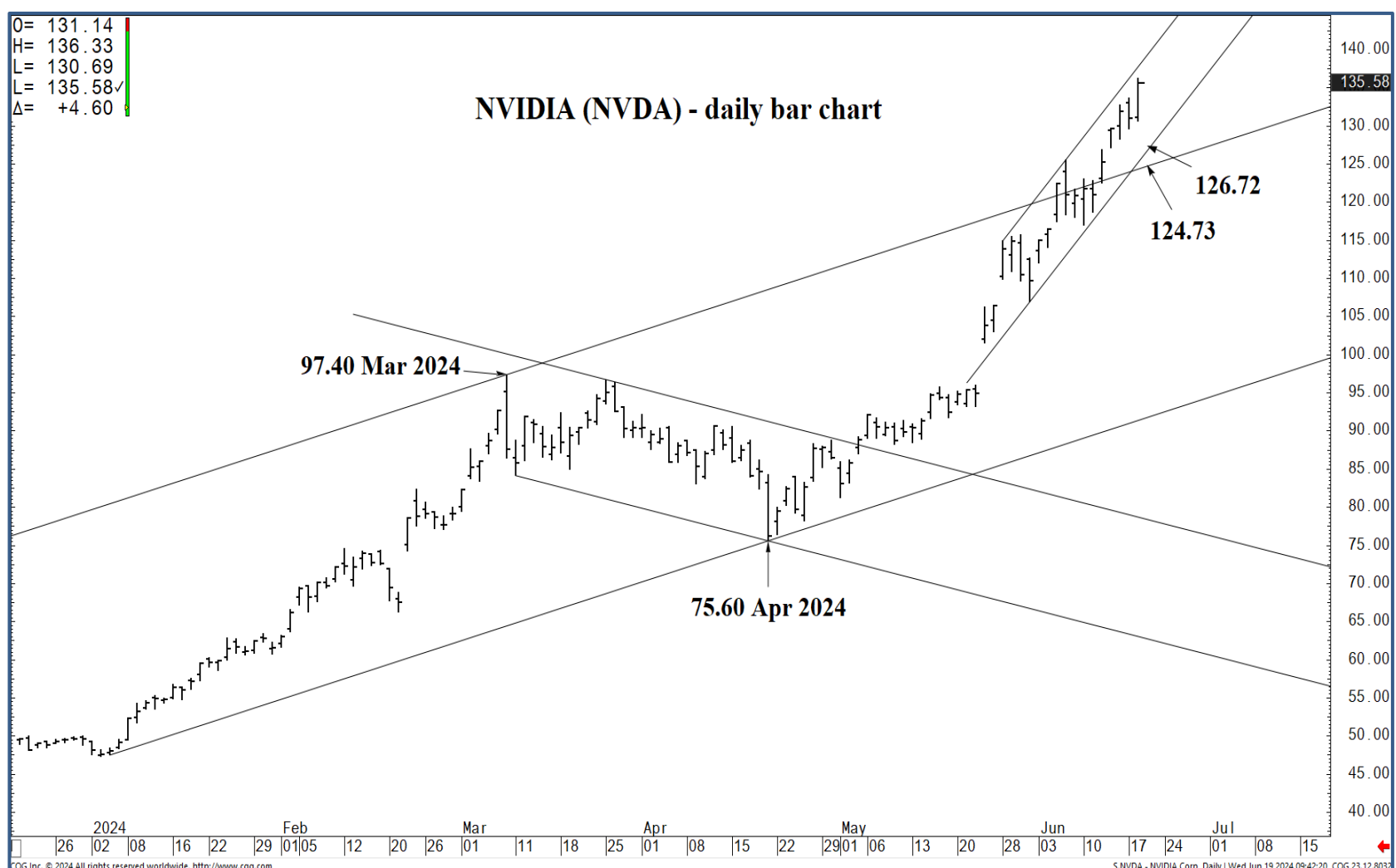
### Support and Resistance

- 146.62 \*\*\* weekly containment**
- 143.12 \* minor
- 141.65 \* minor
- 140.69 \* session containment**
- 139.27 \* minor
- 136.33 \* minor
- 133.73 \* intra-day containment
- 131.88 \* minor
- 130.69 \* session containment**
- 128.76 \* minor
- 127.16 \* minor
- 126.72 \*\*\*\*\* Annual contain UP**
- 124.73 \*\*\*\*\* Annual contain DP**
- 123.10 \* minor
- 120.34 \* minor
- 118.52 \*\*\* weekly containment**



O= 131.14  
 H= 136.33  
 L= 130.69  
 L= 135.58✓  
 Δ= +4.60

## NVIDIA (NVDA) - daily bar chart



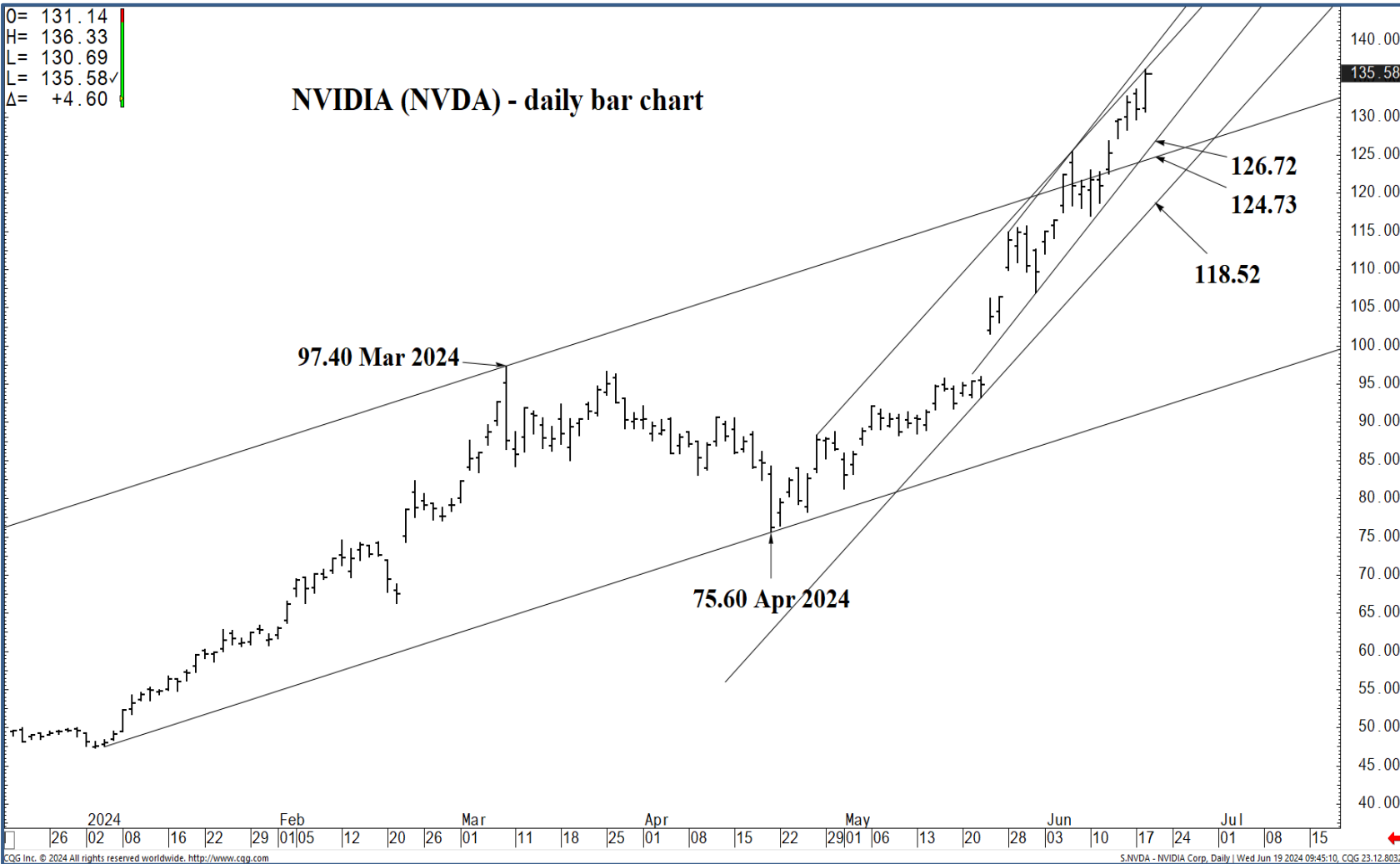
### Support and Resistance

- 146.62 \*\*\* weekly containment**
- 143.12 \* minor
- 141.65 \* minor
- 140.69 \* session containment**
- 139.27 \* minor
- 136.33 \* minor
- 133.73 \* intra-day containment
- 131.88 \* minor
- 130.69 \* session containment**
- 128.76 \* minor
- 127.16 \* minor
- 126.72 \*\*\*\*\* Annual contain UP**
- 124.73 \*\*\*\*\* Annual contain DP**
- 123.10 \* minor
- 120.34 \* minor
- 118.52 \*\*\* weekly containment**



O= 131.14  
 H= 136.33  
 L= 130.69  
 C= 135.58✓  
 Δ= +4.60

## NVIDIA (NVDA) - daily bar chart



### Support and Resistance

140.00  
 135.58  
 130.00  
 125.00  
 120.00  
 115.00  
 110.00  
 105.00  
 100.00  
 95.00  
 90.00  
 85.00  
 80.00  
 75.00  
 70.00  
 65.00  
 60.00  
 55.00  
 50.00  
 45.00  
 40.00

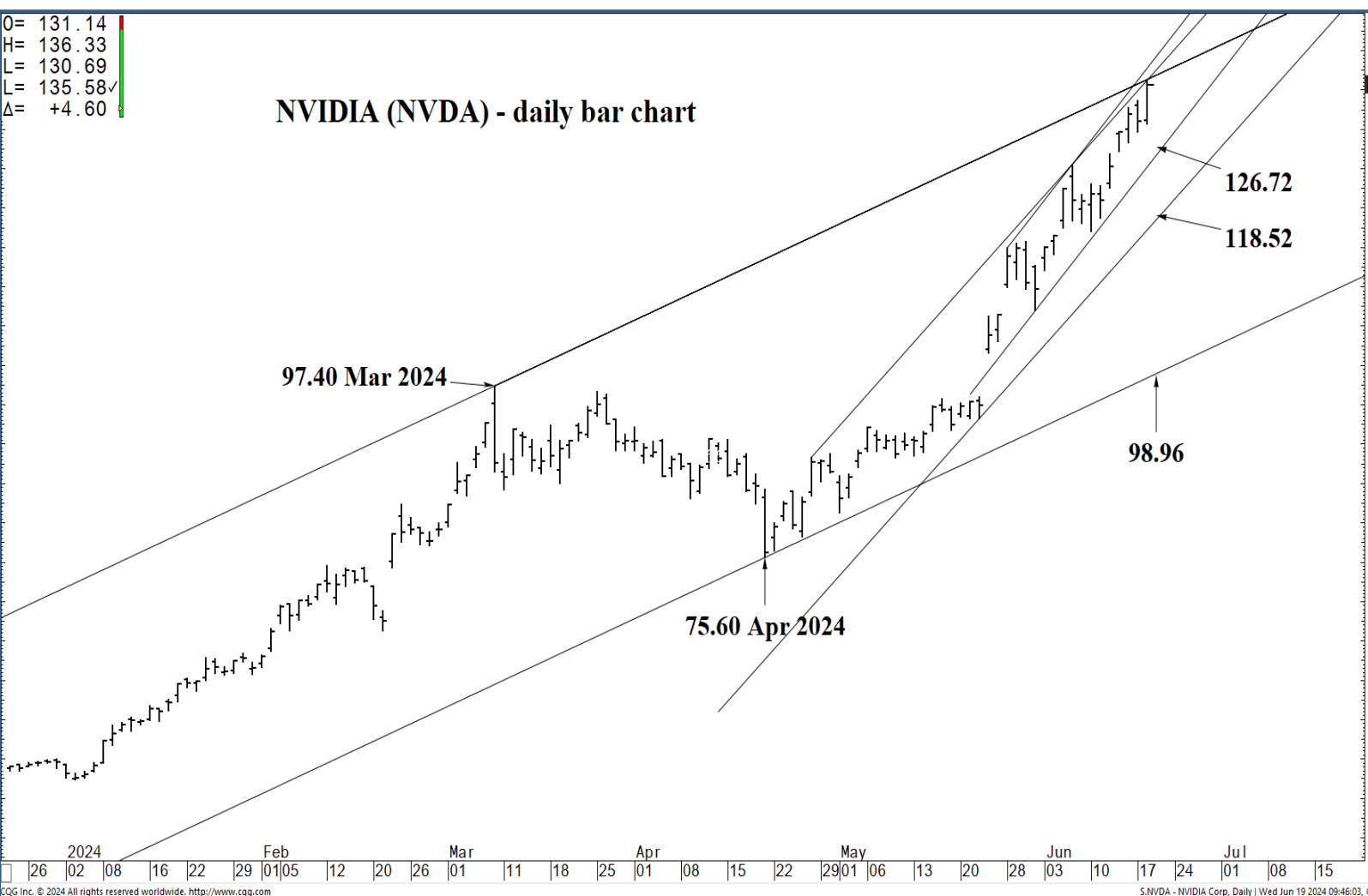
- 146.62 \*\*\* weekly containment**
- 143.12 \* minor
- 141.65 \* minor
- 140.69 \* session containment**
- 139.27 \* minor
- 136.33 \* minor
- 133.73 \* intra-day containment
- 131.88 \* minor
- 130.69 \* session containment**
- 128.76 \* minor
- 127.16 \* minor
- 126.72 \*\*\*\*\* Annual contain UP**
- 124.73 \*\*\*\*\* Annual contain DP**
- 123.10 \* minor
- 120.34 \* minor
- 118.52 \*\*\* weekly containment**





O= 131.14  
 H= 136.33  
 L= 130.69  
 L= 135.58✓  
 Δ= +4.60

# NVIDIA (NVDA) - daily bar chart



140.00  
 135.58  
 130.00  
 125.00  
 120.00  
 115.00  
 110.00  
 105.00  
 100.00  
 95.00  
 90.00  
 85.00  
 80.00  
 75.00  
 70.00  
 65.00  
 60.00  
 55.00  
 50.00  
 45.00  
 40.00

## Support and Resistance

- 146.62 \*\*\* weekly containment**
- 143.12 \* minor
- 141.65 \* minor
- 140.69 \* session containment**
- 139.27 \* minor
- 136.33 \* minor
- 133.73 \* intra-day containment
- 131.88 \* minor
- 130.69 \* session containment**
- 128.76 \* minor
- 127.16 \* minor
- 126.72 \*\*\*\*\* Annual contain UP**
- 124.73 \*\*\*\*\* Annual contain DP**
- 123.10 \* minor
- 120.34 \* minor
- 118.52 \*\*\* weekly containment**

2024  
 26 02 08 16 22 29 01 05 12 20 26 01 11 18 25 01 08 15 22 29 01 06 13 20 28 03 10 17 24 01 08 15

CGG Inc. © 2024 All rights reserved worldwide. <http://www.cgg.com>

S:NVDA - NVIDIA Corp, Daily | Wed Jun 19 2024 09:46:03, CQG 23.12.8032

