



WICKED STOCKS

DIRECTIONAL CLARITY FOR THE ACTIVE INVESTOR



Support and Resistance

- 144.64 *** weekly containment**
- 143.12 * minor
- 141.65 * minor
- 139.01 * session containment**
- 137.75 * minor
- 135.26 * minor
- 134.15 * intra-day containment
- 132.84 * minor
- 131.88 * minor
- 129.58 * intra-day containment
- 128.32 * minor
- 126.88 * minor
- 125.20 ***** Annual contain UP**
- 124.35 ***** Annual contain DP**
- 123.10 * minor
- 120.34 * minor
- 118.50 * minor
- 117.19 *** weekly containment DP**

O= 132.99
 H= 133.73
 L= 129.58
 L= 131.00
 Δ= -0.88

NVIDIA (NVDA) - weekly bar chart



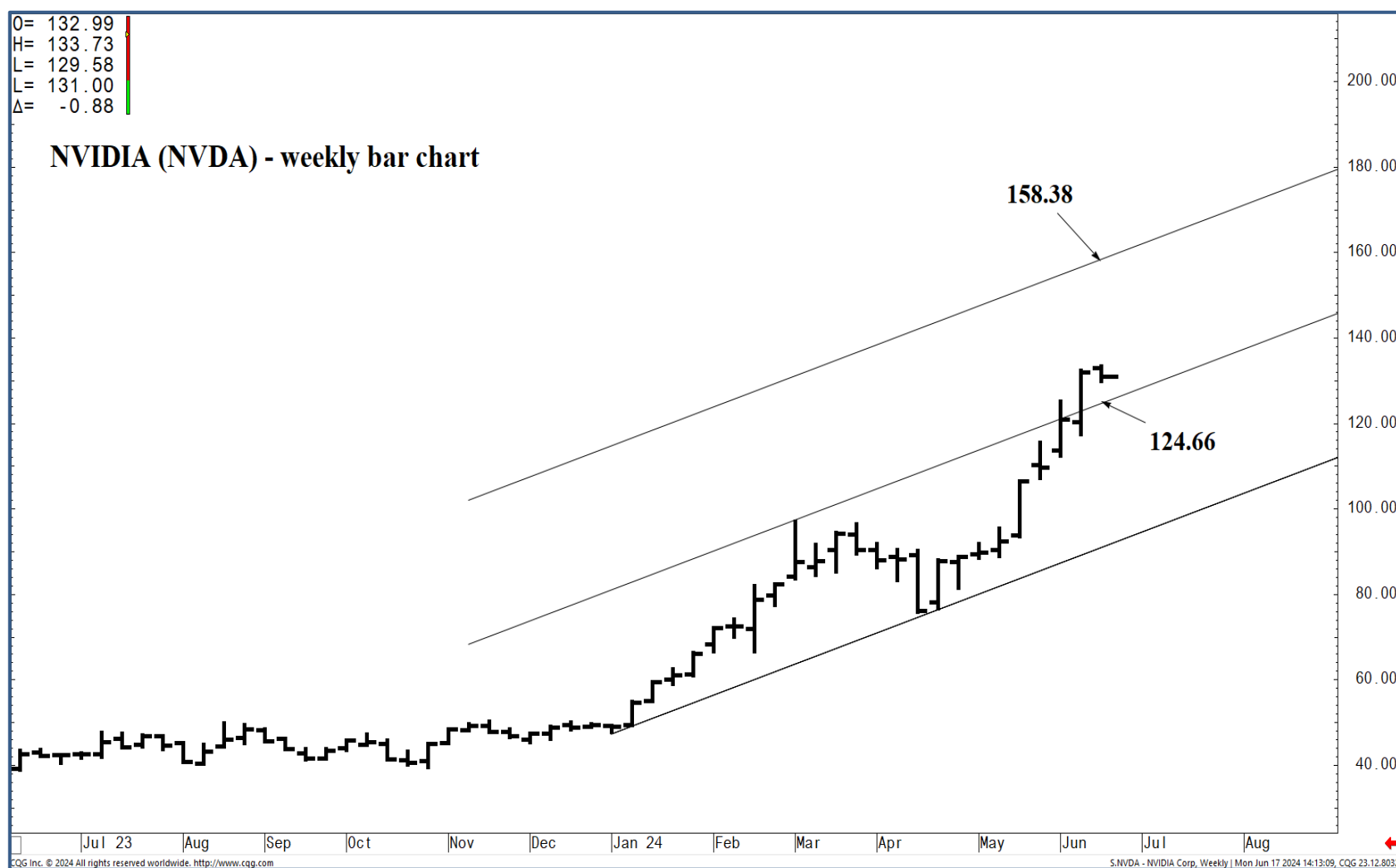
Support and Resistance

- 144.64 *** weekly containment**
- 143.12 * minor
- 141.65 * minor
- 139.01 * session containment**
- 137.75 * minor
- 135.26 * minor
- 134.15 * intra-day containment
- 132.84 * minor
- 131.88 * minor
- 129.58 * intra-day containment
- 128.32 * minor
- 126.88 * minor
- 125.20 ***** Annual contain UP**
- 124.35 ***** Annual contain DP**
- 123.10 * minor
- 120.34 * minor
- 118.50 * minor
- 117.19 *** weekly containment**



O= 132.99
 H= 133.73
 L= 129.58
 L= 131.00
 Δ= -0.88

NVIDIA (NVDA) - weekly bar chart



Support and Resistance

- 144.64 *** weekly containment**
- 143.12 * minor
- 141.65 * minor
- 139.01 * session containment**
- 137.75 * minor
- 135.26 * minor
- 134.15 * intra-day containment
- 132.84 * minor
- 131.88 * minor
- 129.58 * intra-day containment
- 128.32 * minor
- 126.88 * minor
- 125.20 ***** Annual contain UP**
- 124.35 ***** Annual contain DP**
- 123.10 * minor
- 120.34 * minor
- 118.50 * minor
- 117.19 *** weekly containment**

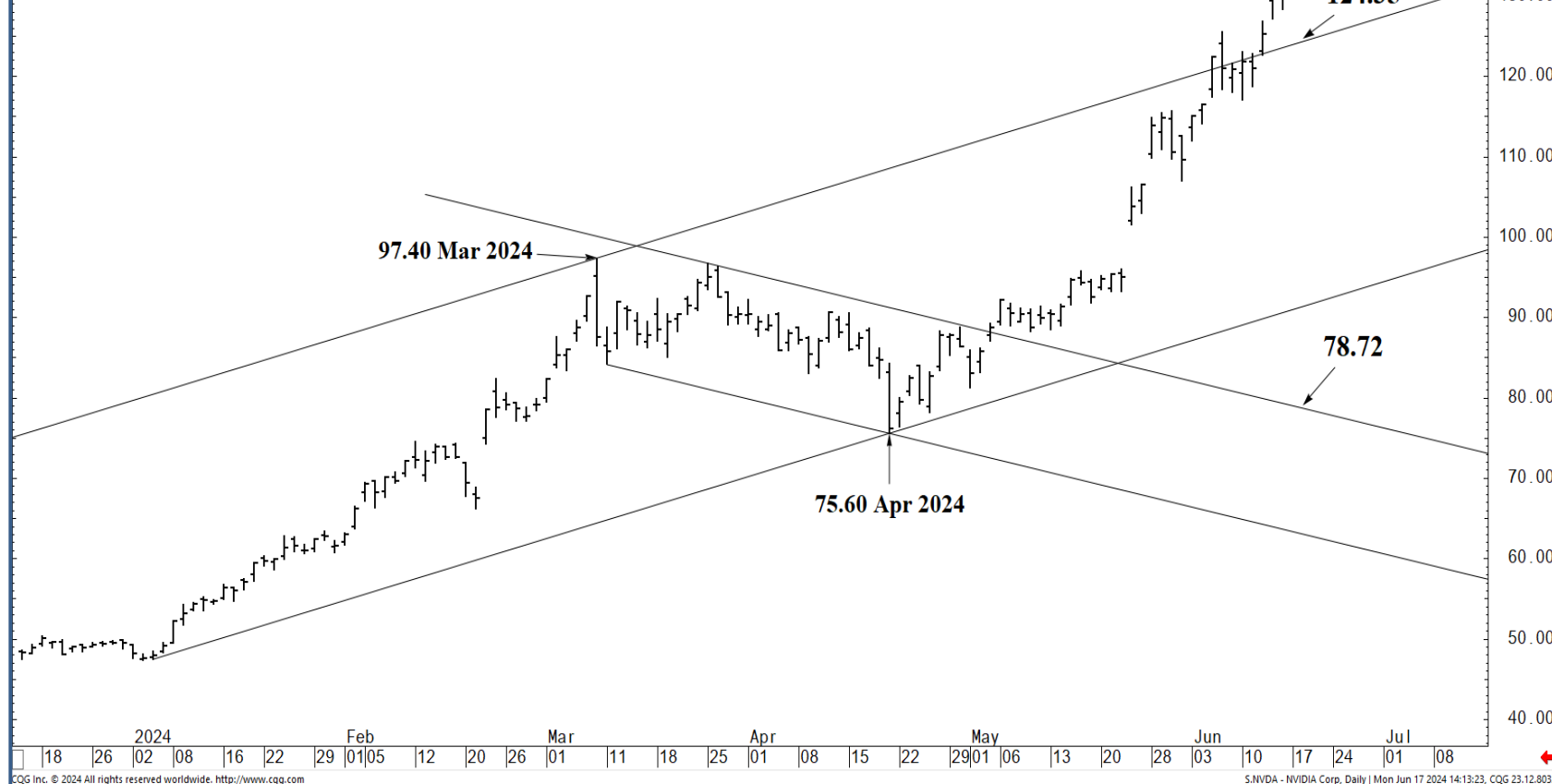
CGG Inc. © 2024 All rights reserved worldwide. <http://www.cgg.com>

S:NVDA - NVIDIA Corp. Weekly | Mon Jun 17 2024 14:13:09, CQG 23.12.8032



O= 132.99
 H= 133.73
 L= 129.58
 C= 131.00
 Δ= -0.88

NVIDIA (NVDA) - daily bar chart



Support and Resistance

- 144.64 *** weekly containment**
- 143.12 * minor
- 141.65 * minor
- 139.01 * session containment**
- 137.75 * minor
- 135.26 * minor
- 134.15 * intra-day containment
- 132.84 * minor
- 131.88 * minor
- 129.58 * intra-day containment
- 128.32 * minor
- 126.88 * minor
- 125.20 ***** Annual contain UP**
- 124.35 ***** Annual contain DP**
- 123.10 * minor
- 120.34 * minor
- 118.50 * minor
- 117.19 *** weekly containment**



O= 132.99
 H= 133.73
 L= 129.58
 L= 131.00
 Δ= -0.88

NVIDIA (NVDA) - daily bar chart



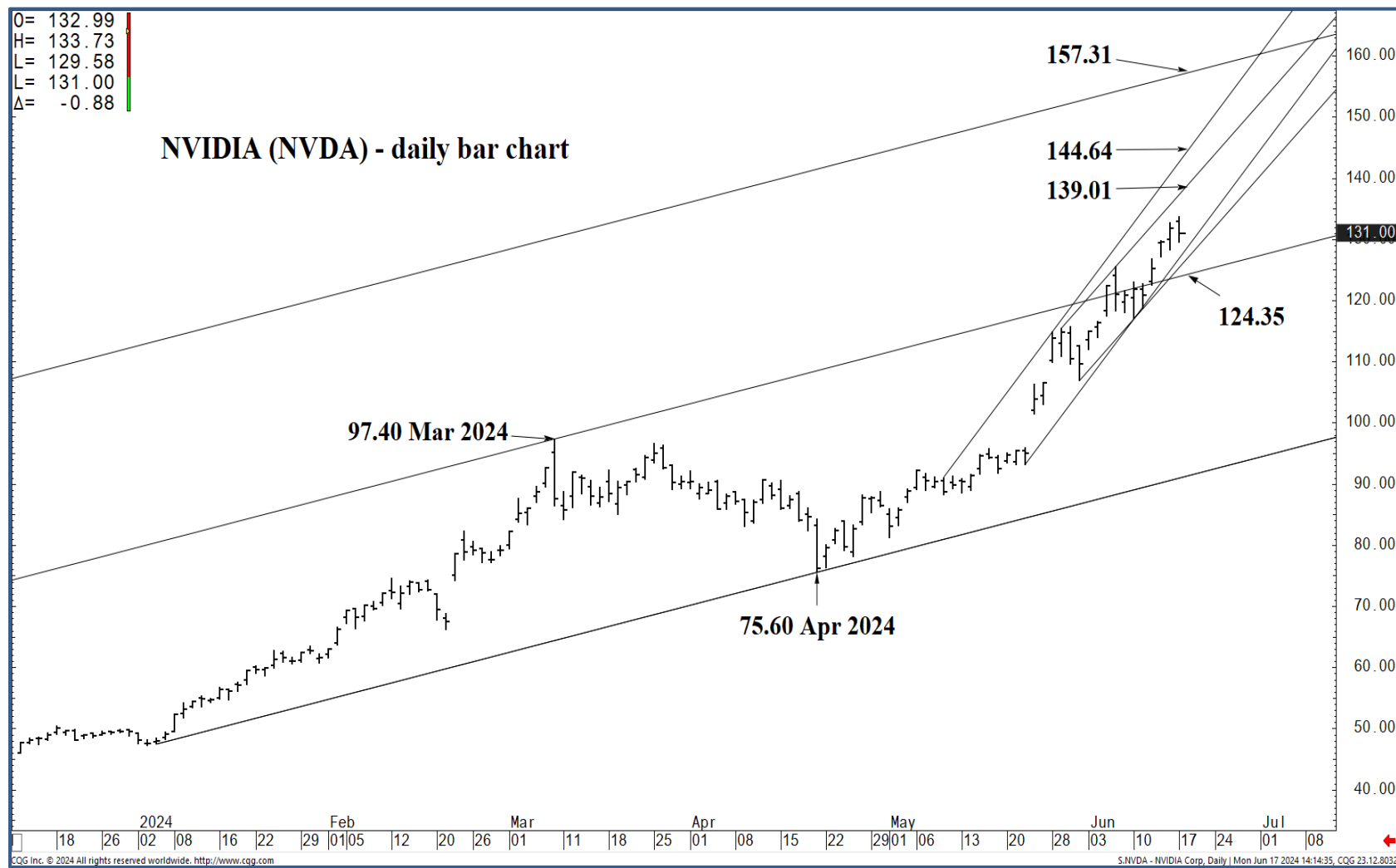
Support and Resistance

- 144.64 *** weekly containment**
- 143.12 * minor
- 141.65 * minor
- 139.01 * session containment**
- 137.75 * minor
- 135.26 * minor
- 134.15 * intra-day containment
- 132.84 * minor
- 131.88 * minor
- 129.58 * intra-day containment
- 128.32 * minor
- 126.88 * minor
- 125.20 ***** Annual contain UP**
- 124.35 ***** Annual contain DP**
- 123.10 * minor
- 120.34 * minor
- 118.50 * minor
- 117.19 *** weekly containment**



O= 132.99
 H= 133.73
 L= 129.58
 C= 131.00
 Δ= -0.88

NVIDIA (NVDA) - daily bar chart



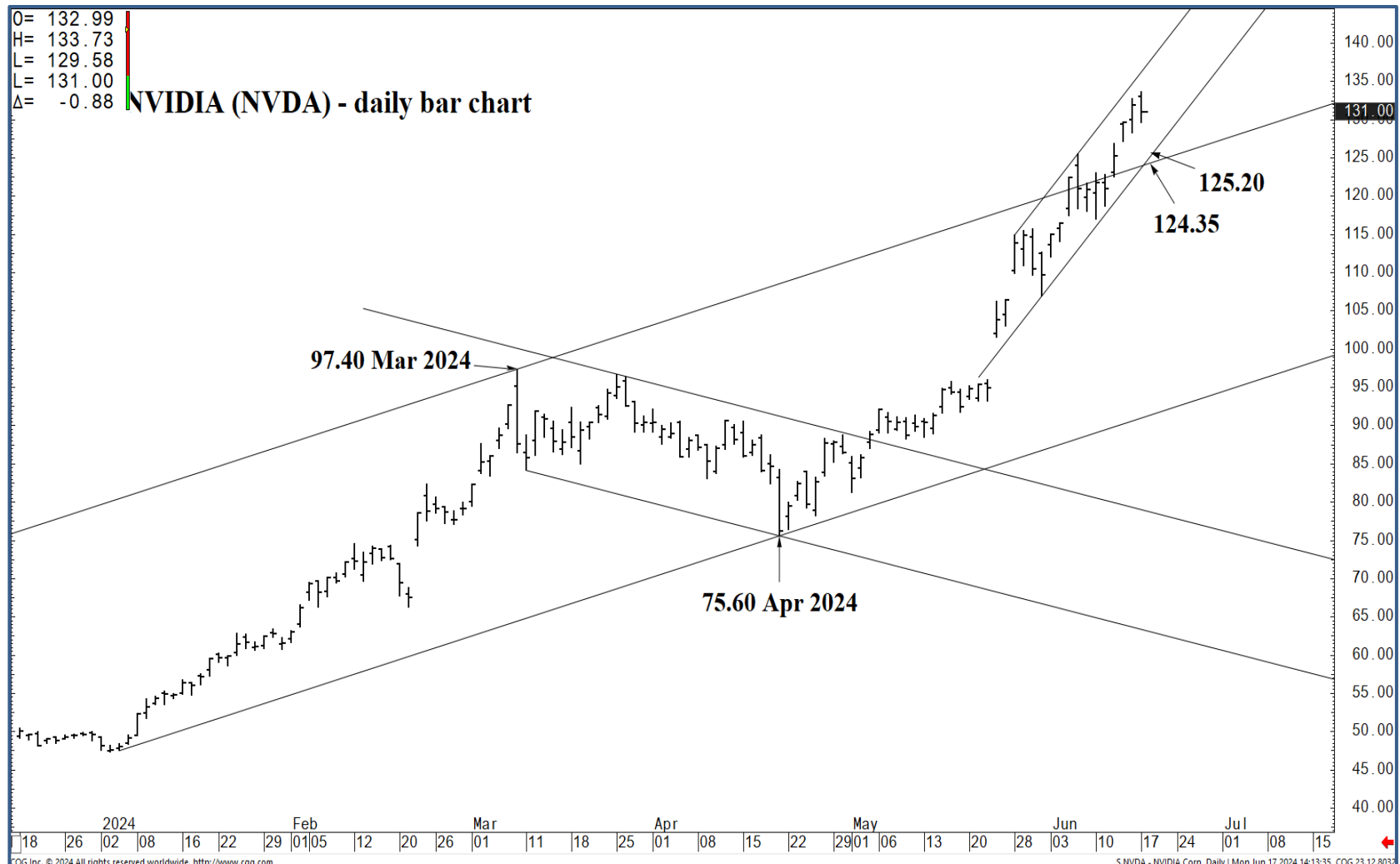
Support and Resistance

- 144.64 *** weekly containment**
- 143.12 * minor
- 141.65 * minor
- 139.01 * session containment**
- 137.75 * minor
- 135.26 * minor
- 134.15 * intra-day containment
- 132.84 * minor
- 131.88 * minor
- 129.58 * intra-day containment
- 128.32 * minor
- 126.88 * minor
- 125.20 ***** Annual contain UP**
- 124.35 ***** Annual contain DP**
- 123.10 * minor
- 120.34 * minor
- 118.50 * minor
- 117.19 *** weekly containment**

2024
 18 26 02 08 16 22 29 01 05 12 20 26 01 11 18 25 01 08 15 22 29 01 06 13 20 28 03 10 17 24 01 08

CGG Inc. © 2024 All rights reserved worldwide. <http://www.cgg.com> S.NVDA - NVIDIA Corp, Daily | Mon Jun 17 2024 14:14:35, CQG 23.12.8032





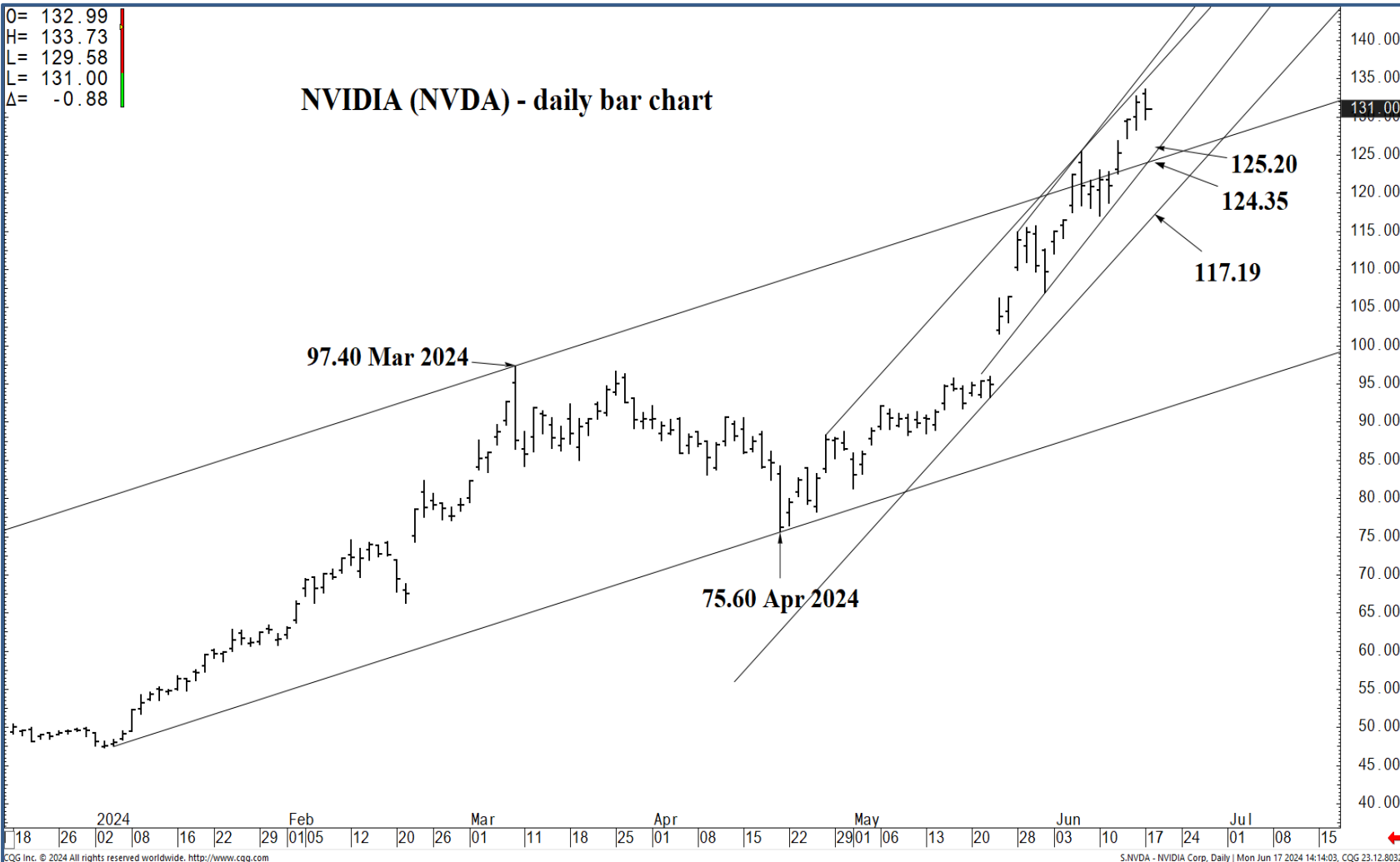
Support and Resistance

- 144.64 *** weekly containment**
- 143.12 * minor
- 141.65 * minor
- 139.01 * session containment**
- 137.75 * minor
- 135.26 * minor
- 134.15 * intra-day containment
- 132.84 * minor
- 131.88 * minor
- 129.58 * intra-day containment
- 128.32 * minor
- 126.88 * minor
- 125.20 ***** Annual contain UP**
- 124.35 ***** Annual contain DP**
- 123.10 * minor
- 120.34 * minor
- 118.50 * minor
- 117.19 *** weekly containment**



O= 132.99
 H= 133.73
 L= 129.58
 C= 131.00
 Δ= -0.88

NVIDIA (NVDA) - daily bar chart



Support and Resistance

144.64 * weekly containment**

143.12 * minor

141.65 * minor

139.01 * session containment

137.75 * minor

135.26 * minor

134.15 * intra-day containment

132.84 * minor

131.88 * minor

129.58 * intra-day containment

128.32 * minor

126.88 * minor

125.20 *** Annual contain UP**

124.35 *** Annual contain DP**

123.10 * minor

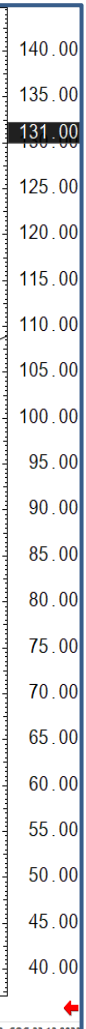
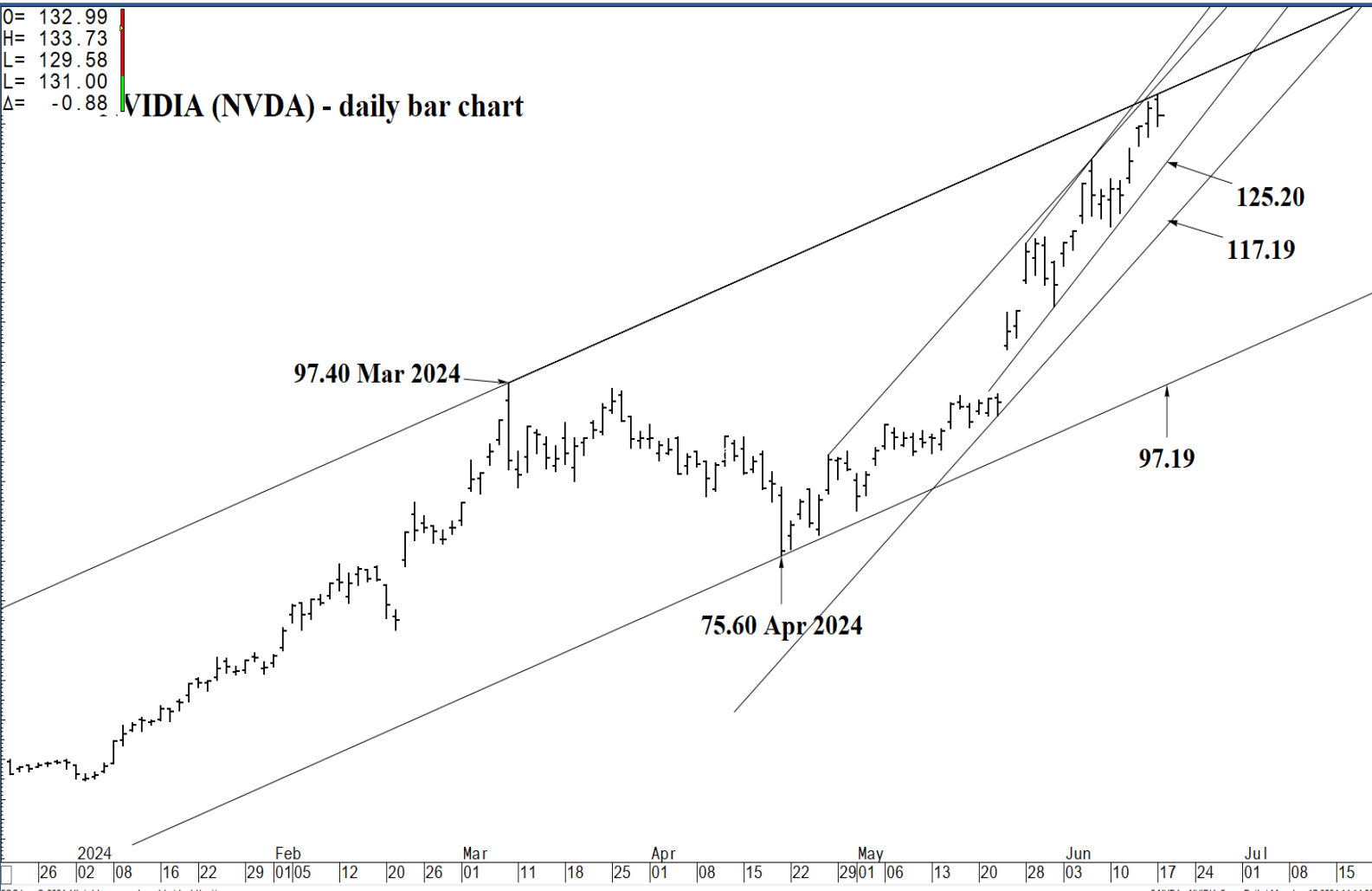
120.34 * minor

118.50 * minor

117.19 * weekly containment**

O= 132.99
 H= 133.73
 L= 129.58
 C= 131.00
 Δ= -0.88

NVIDIA (NVDA) - daily bar chart



Support and Resistance

- 144.64 *** weekly containment**
- 143.12 * minor
- 141.65 * minor
- 139.01 * session containment**
- 137.75 * minor
- 135.26 * minor
- 134.15 * intra-day containment
- 132.84 * minor
- 131.88 * minor
- 129.58 * intra-day containment
- 128.32 * minor
- 126.88 * minor
- 125.20 ***** Annual contain UP**
- 124.35 ***** Annual contain DP**
- 123.10 * minor
- 120.34 * minor
- 118.50 * minor
- 117.19 *** weekly containment**

