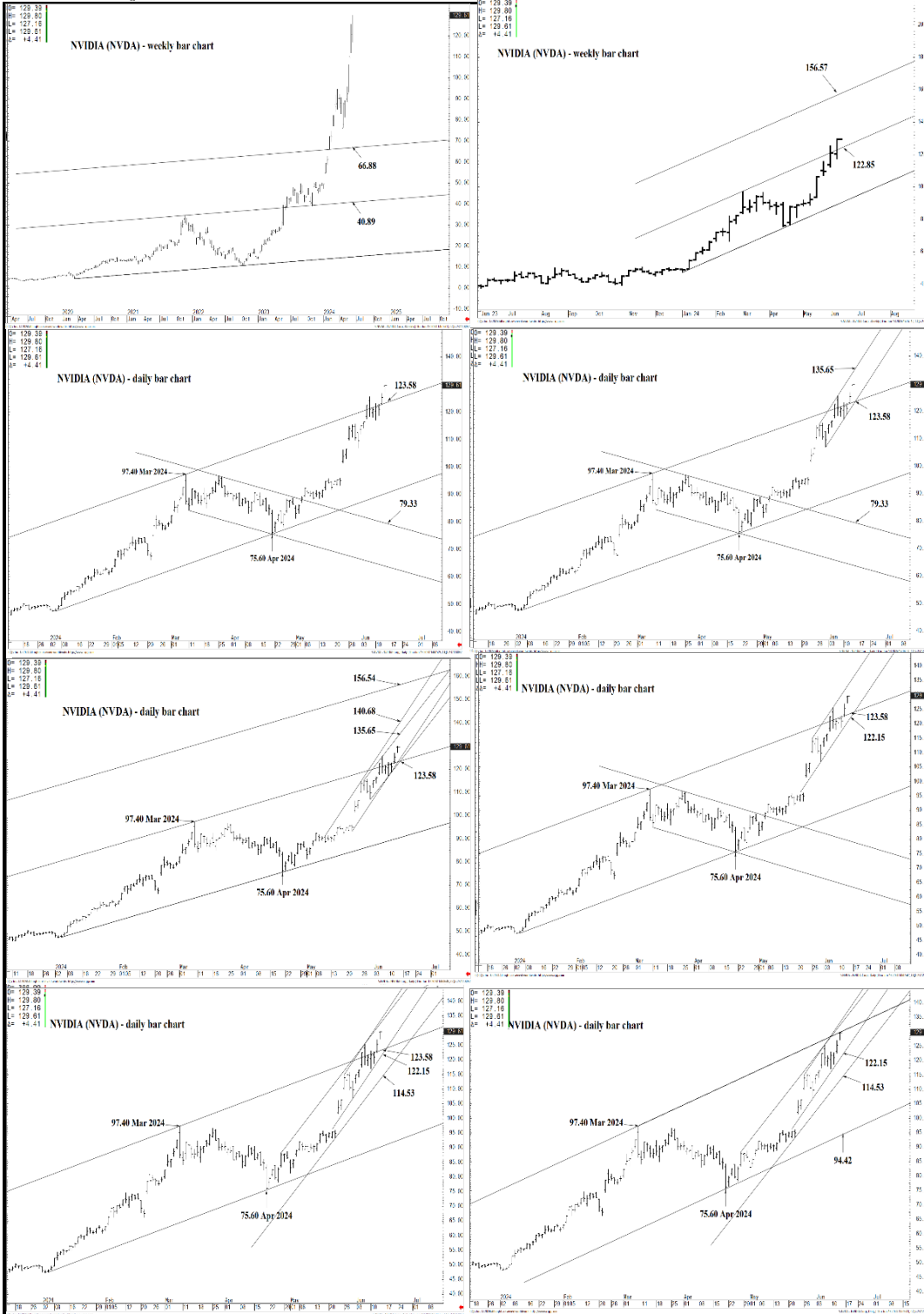




WICKED STOCKS

DIRECTIONAL CLARITY FOR THE ACTIVE INVESTOR



Support and Resistance

- 140.68 *** weekly containment**
- 138.65 * minor
- 135.65 * session containment**
- 133.56 * minor
- 130.57 * minor
- 129.87 * intra-day containment
- 128.85 * minor
- 127.16 * minor
- 125.20 * minor
- 123.58 ***** Annual contain UP**
- 122.15 ***** Annual contain DP**
- 120.34 * minor
- 117.99 * minor
- 116.43 * minor
- 115.20 * minor
- 114.53 *** weekly containment DP**

O= 129.39
 H= 129.80
 L= 127.16
 Δ= +4.41

NVIDIA (NVDA) - weekly bar chart



129.61
 120.00
 110.00
 100.00
 90.00
 80.00
 70.00
 60.00
 50.00
 40.00
 30.00
 20.00
 10.00
 0.00
 -10.00

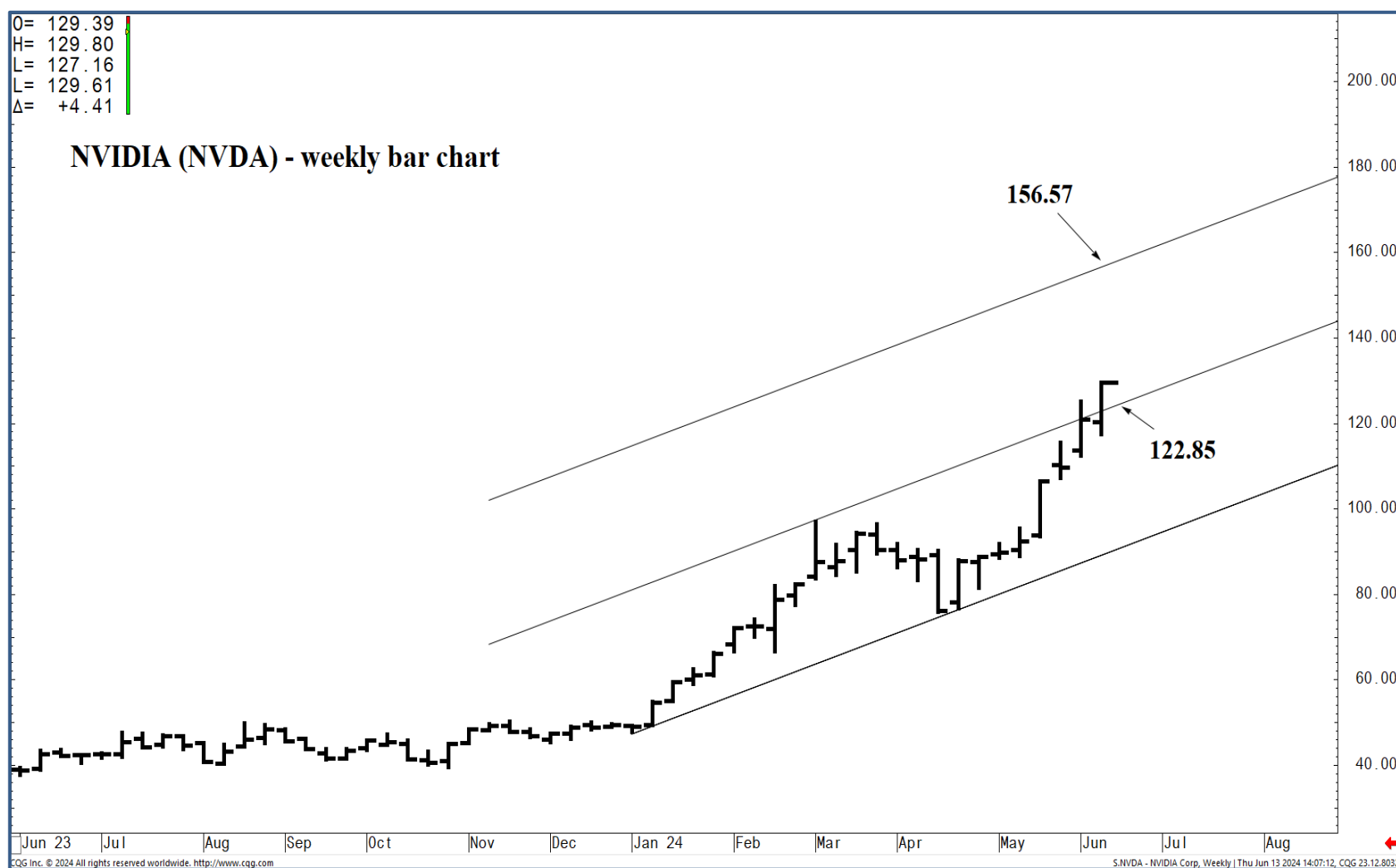
Support and Resistance

- 140.68 *** weekly containment**
- 138.65 * minor
- 135.65 * session containment**
- 133.56 * minor
- 130.57 * minor
- 129.87 * intra-day containment
- 128.85 * minor
- 127.16 * minor
- 125.20 * minor
- 123.58 ***** Annual contain UP**
- 122.15 ***** Annual contain DP**
- 120.34 * minor
- 117.99 * minor
- 116.43 * minor
- 115.20 * minor
- 114.53 *** weekly containment**



O= 129.39
 H= 129.80
 L= 127.16
 C= 129.61
 Δ= +4.41

NVIDIA (NVDA) - weekly bar chart



Support and Resistance

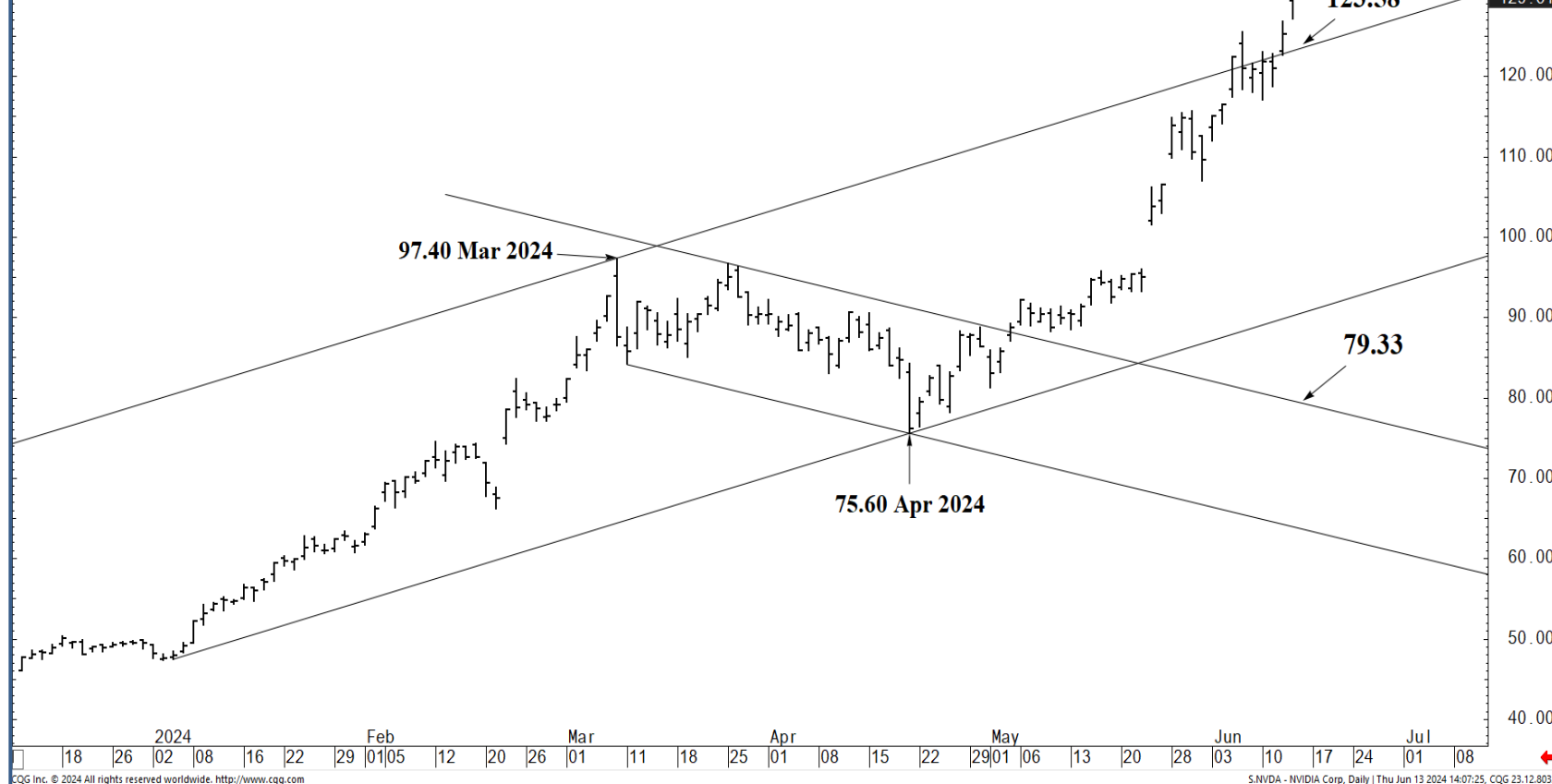
- 140.68 *** weekly containment**
- 138.65 * minor
- 135.65 * session containment**
- 133.56 * minor
- 130.57 * minor
- 129.87 * intra-day containment
- 128.85 * minor
- 127.16 * minor
- 125.20 * minor
- 123.58 ***** Annual contain UP**
- 122.15 ***** Annual contain DP**
- 120.34 * minor
- 117.99 * minor
- 116.43 * minor
- 115.20 * minor
- 114.53 *** weekly containment**

Jun 23 Jul Aug Sep Oct Nov Dec Jan 24 Feb Mar Apr May Jun Jul Aug
 CQG Inc. © 2024 All rights reserved worldwide. <http://www.cqg.com> S.NVDA - NVIDIA Corp, Weekly | Thu Jun 13 2024 14:07:12, CQG 23.12.8032



O= 129.39
 H= 129.80
 L= 127.16
 L= 129.61
 Δ= +4.41

NVIDIA (NVDA) - daily bar chart



Support and Resistance

- 140.68 *** weekly containment**
- 138.65 * minor
- 135.65 * session containment**
- 133.56 * minor
- 130.57 * minor
- 129.87 * intra-day containment
- 128.85 * minor
- 127.16 * minor
- 125.20 * minor
- 123.58 ***** Annual contain UP**
- 122.15 ***** Annual contain DP**
- 120.34 * minor
- 117.99 * minor
- 116.43 * minor
- 115.20 * minor
- 114.53 *** weekly containment**

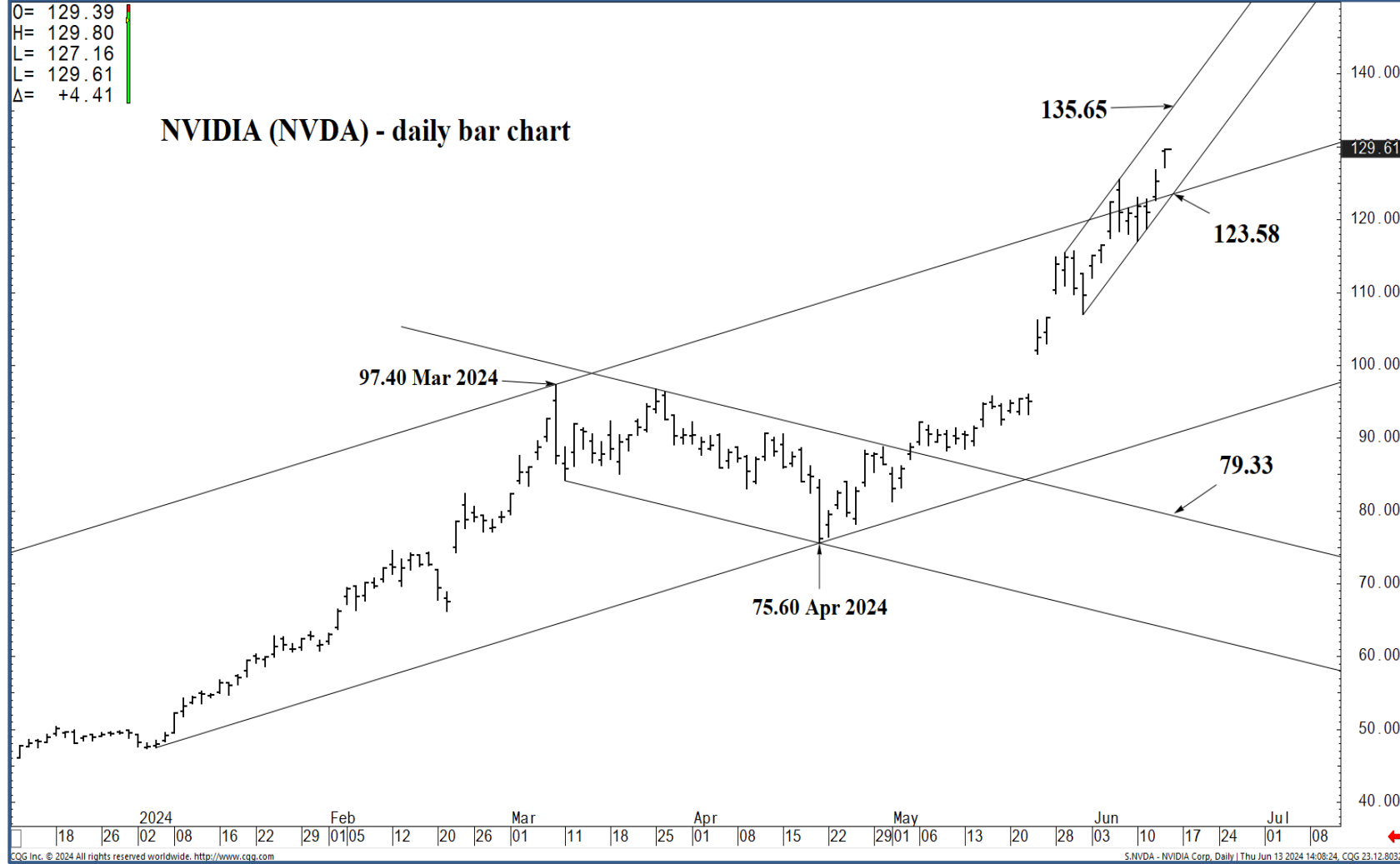
COG Inc. © 2024 All rights reserved worldwide. <http://www.cog.com>

S:NVDA - NVIDIA Corp, Daily | Thu Jun 13 2024 14:07:25, COG 23.12.8032



O= 129.39
 H= 129.80
 L= 127.16
 L= 129.61
 Δ= +4.41

NVIDIA (NVDA) - daily bar chart



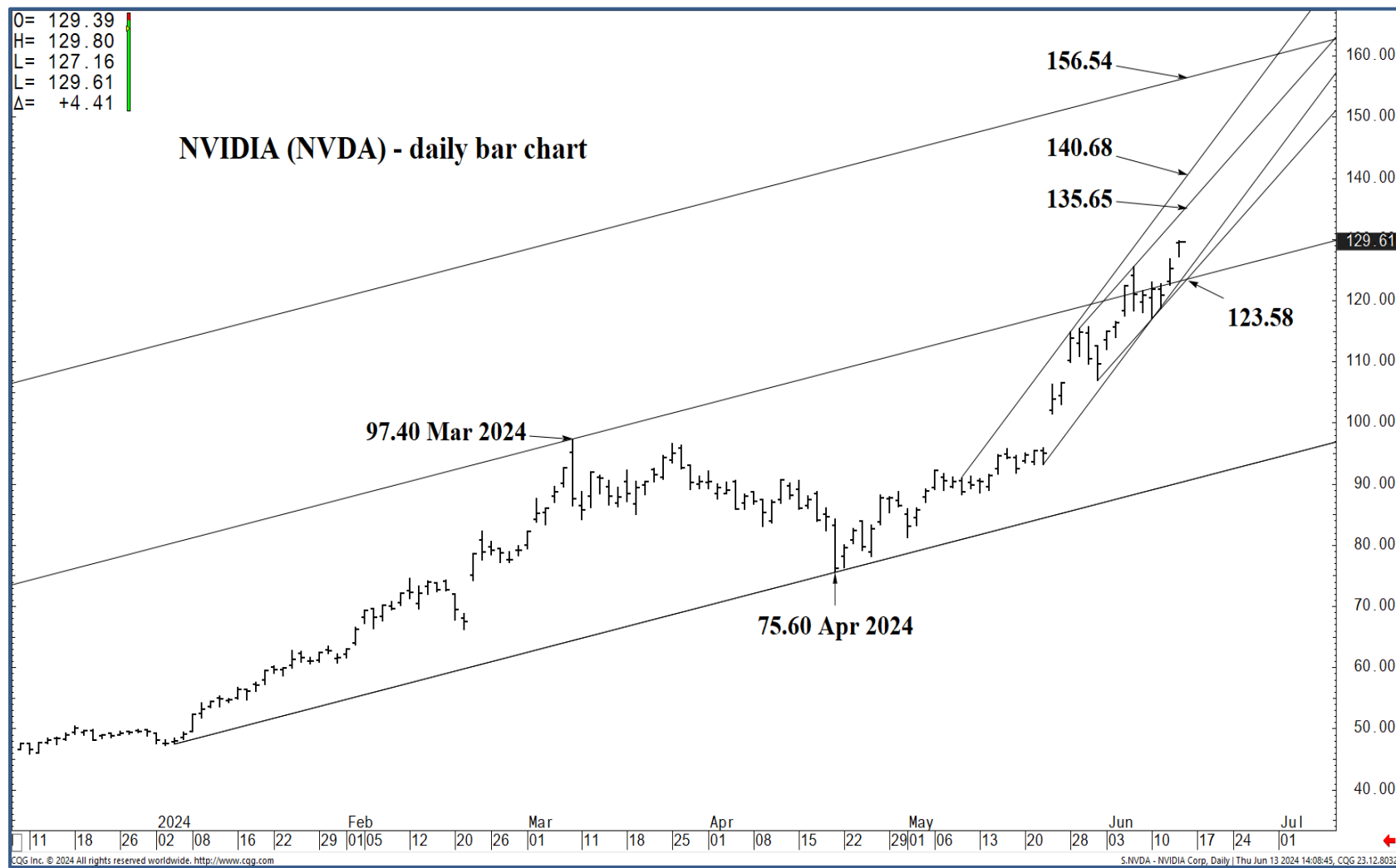
Support and Resistance

- 140.68 *** weekly containment**
- 138.65 * minor
- 135.65 * session containment**
- 133.56 * minor
- 130.57 * minor
- 129.87 * intra-day containment
- 128.85 * minor
- 127.16 * minor
- 125.20 * minor
- 123.58 ***** Annual contain UP**
- 122.15 ***** Annual contain DP**
- 120.34 * minor
- 117.99 * minor
- 116.43 * minor
- 115.20 * minor
- 114.53 *** weekly containment**



O= 129.39
H= 129.80
L= 127.16
L= 129.61
Δ= +4.41

NVIDIA (NVDA) - daily bar chart



Support and Resistance

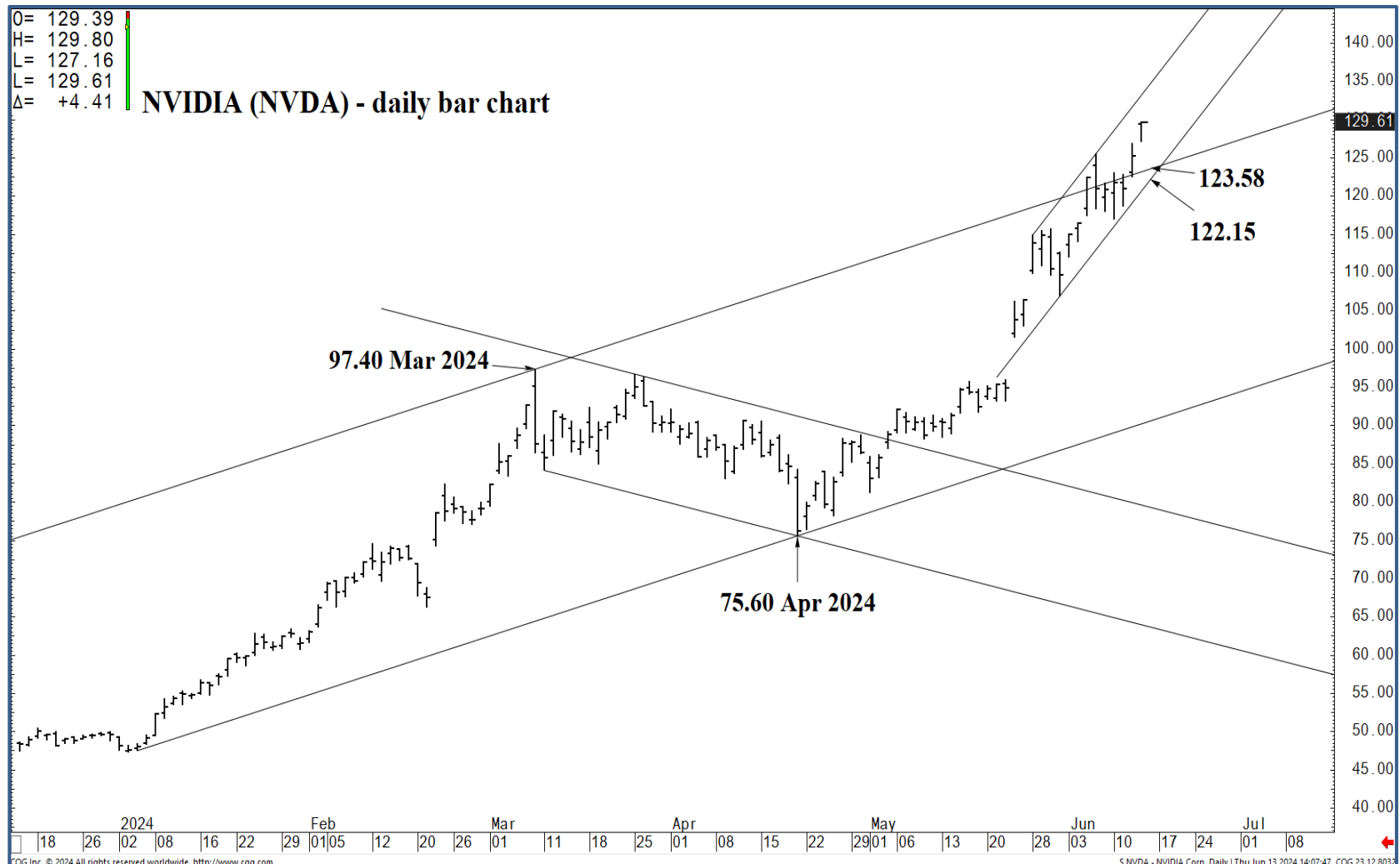
- 140.68 *** weekly containment**
- 138.65 * minor
- 135.65 * session containment**
- 133.56 * minor
- 130.57 * minor
- 129.87 * intra-day containment
- 128.85 * minor
- 127.16 * minor
- 125.20 * minor
- 123.58 ***** Annual contain UP**
- 122.15 ***** Annual contain DP**
- 120.34 * minor
- 117.99 * minor
- 116.43 * minor
- 115.20 * minor
- 114.53 *** weekly containment**

2024 Feb Mar Apr May Jun Jul
11 18 26 02 08 16 22 29 01 05 12 20 26 01 11 18 25 01 08 15 22 29 01 06 13 20 28 03 10 17 24 01

CGG Inc. © 2024 All rights reserved worldwide. <http://www.cgg.com>

S:NVDA - NVIDIA Corp, Daily | Thu Jun 13 2024 14:08:45, CQG 23.12.8032





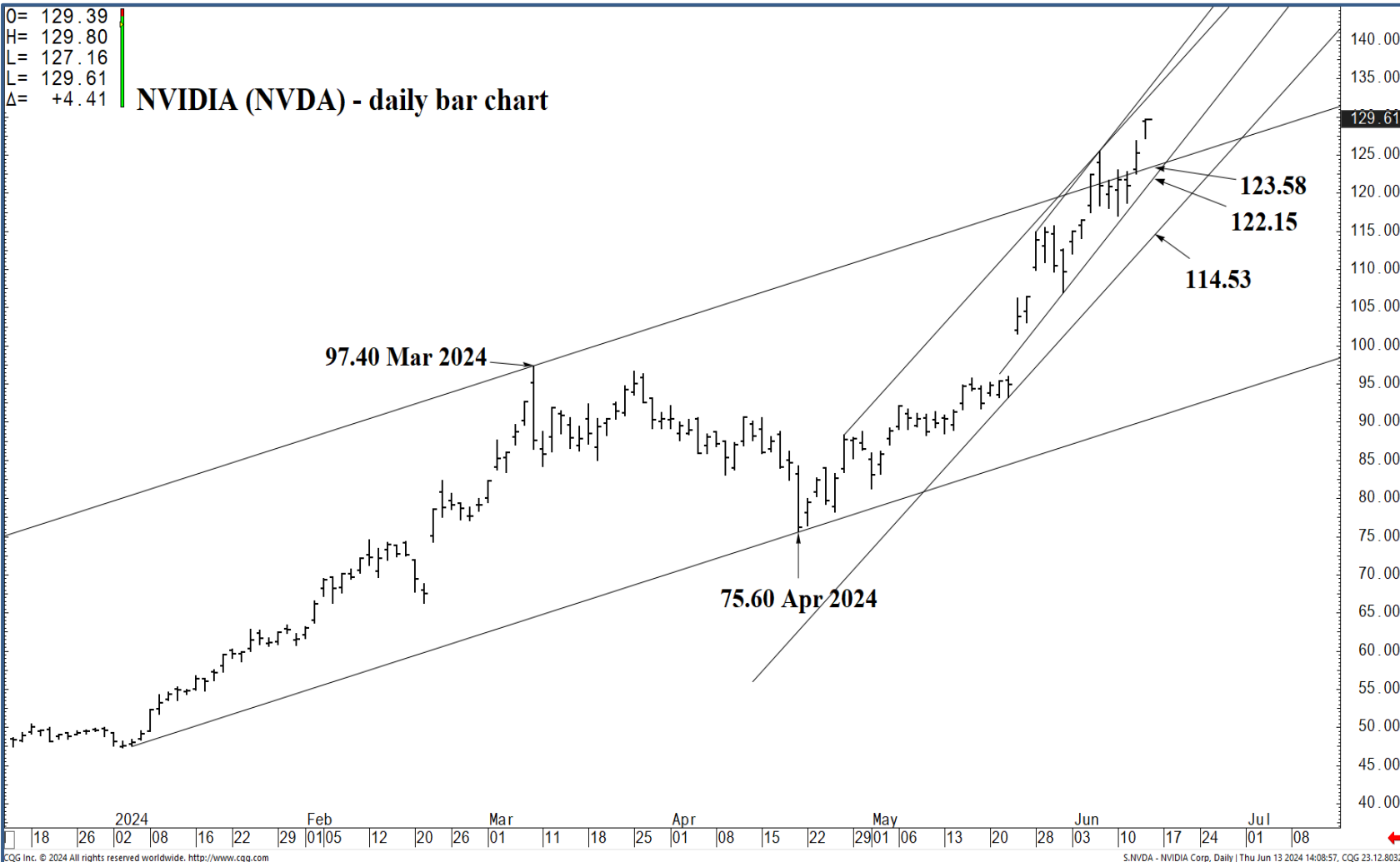
Support and Resistance

- 140.68 *** weekly containment**
- 138.65 * minor
- 135.65 * session containment**
- 133.56 * minor
- 130.57 * minor
- 129.87 * intra-day containment
- 128.85 * minor
- 127.16 * minor
- 125.20 * minor
- 123.58 ***** Annual contain UP**
- 122.15 ***** Annual contain DP**
- 120.34 * minor
- 117.99 * minor
- 116.43 * minor
- 115.20 * minor
- 114.53 *** weekly containment**



O= 129.39
 H= 129.80
 L= 127.16
 C= 129.61
 Δ= +4.41

NVIDIA (NVDA) - daily bar chart



Support and Resistance

- 140.68 *** weekly containment**
- 138.65 * minor
- 135.65 * session containment**
- 133.56 * minor
- 130.57 * minor
- 129.87 * intra-day containment
- 128.85 * minor
- 127.16 * minor
- 125.20 * minor
- 123.58 ***** Annual contain UP**
- 122.15 ***** Annual contain DP**
- 120.34 * minor
- 117.99 * minor
- 116.43 * minor
- 115.20 * minor
- 114.53 *** weekly containment**



O= 129.39
 H= 129.80
 L= 127.16
 C= 129.61
 Δ= +4.41

NVIDIA (NVDA) - daily bar chart



Support and Resistance

- 140.68 *** weekly containment**
- 138.65 * minor
- 135.65 * session containment**
- 133.56 * minor
- 130.57 * minor
- 129.87 * intra-day containment
- 128.85 * minor
- 127.16 * minor
- 125.20 * minor
- 123.58 ***** Annual contain UP**
- 122.15 ***** Annual contain DP**
- 120.34 * minor
- 117.99 * minor
- 116.43 * minor
- 115.20 * minor
- 114.53 *** weekly containment**

2024
 18 26 02 08 16 22 29 01 05 12 20 26 01 11 18 25 01 08 15 22 29 01 06 13 20 28 03 10 17 24 01 08 15

CGG Inc. © 2024 All rights reserved worldwide. <http://www.cgg.com>

S.NVDA - NVIDIA Corp. Daily | Thu Jun 13 2024 14:09:41, CGG 23.12.8032

