



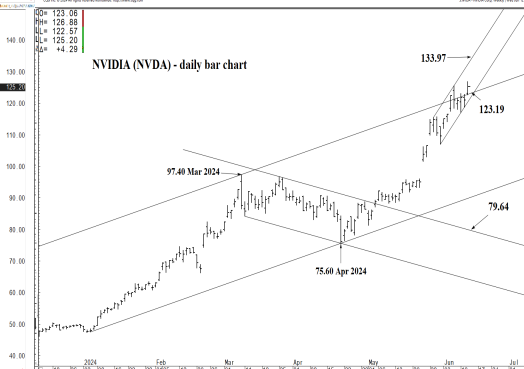
# WICKED STOCKS

DIRECTIONAL CLARITY FOR THE ACTIVE INVESTOR



## Support and Resistance

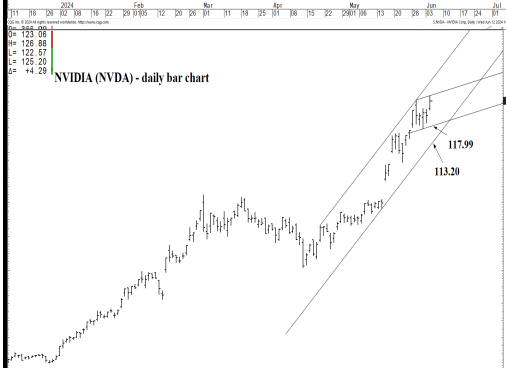
- 138.70 \*\*\* weekly containment**
- 135.65 \* minor
- 133.97 \* session containment**
- 130.88 \* minor
- 129.87 \* intra-day containment
- 128.85 \* minor
- 126.88 \* minor
- 125.58 \* minor



- 123.19 \*\*\*\*\* Annual contain UP**
- 122.44 \*\*\*\*\* Annual contain DP**
- 120.63 \* minor
- 117.99 \* session containment**
- 116.43 \* minor
- 115.20 \* minor



- 113.20 \*\*\* weekly containment DP**



O= 121.77  
 H= 122.87  
 L= 118.74  
 L= 120.91  
 Δ= -0.88

# NVIDIA (NVDA) - weekly bar chart



## Support and Resistance

- 138.70 \*\*\* weekly containment
- 135.65 \* minor
- 133.97 \* session containment
- 130.88 \* minor
- 129.87 \* intra-day containment
- 128.85 \* minor
- 126.88 \* minor
- 125.58 \* minor
- 123.19 \*\*\*\*\* Annual contain UP
- 122.44 \*\*\*\*\* Annual contain DP
- 120.63 \* minor
- 117.99 \* session containment
- 116.43 \* minor
- 115.20 \* minor
- 113.20 \*\*\* weekly containment



O= 123.06  
 H= 126.88  
 L= 122.57  
 C= 125.20  
 Δ= +4.29

**NVIDIA (NVDA) - weekly bar chart**



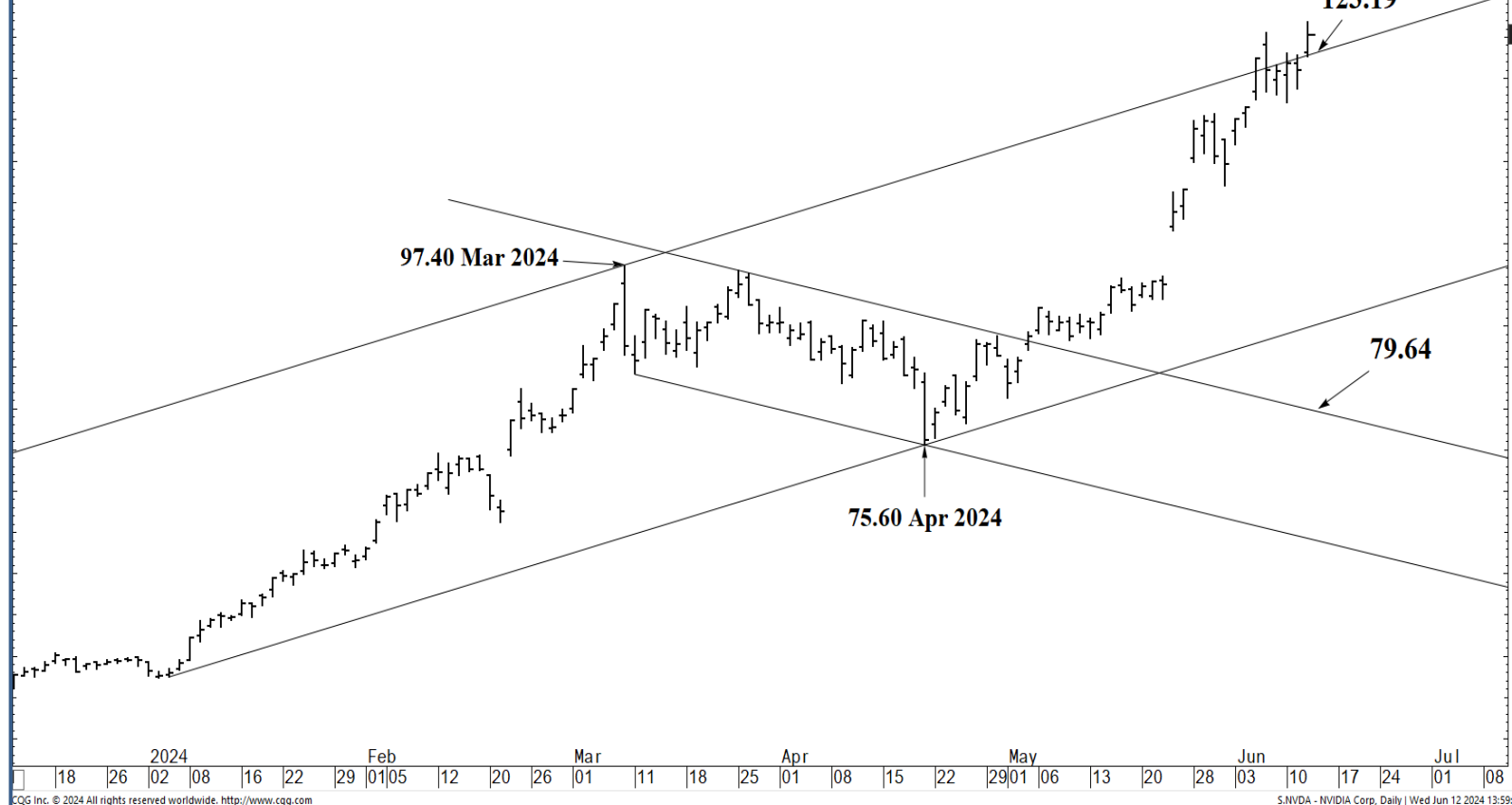
**Support and Resistance**

- 138.70 \*\*\* weekly containment**
- 135.65 \* minor
- 133.97 \* session containment**
- 130.88 \* minor
- 129.87 \* intra-day containment
- 128.85 \* minor
- 126.88 \* minor
- 125.58 \* minor
- 123.19 \*\*\*\*\* Annual contain UP**
- 122.44 \*\*\*\*\* Annual contain DP**
- 120.63 \* minor
- 117.99 \* session containment**
- 116.43 \* minor
- 115.20 \* minor
- 113.20 \*\*\* weekly containment**



O= 123.06  
 H= 126.88  
 L= 122.57  
 L= 125.20  
 Δ= +4.29

## NVIDIA (NVDA) - daily bar chart



140.00  
 130.00  
 125.20  
 120.00  
 110.00  
 100.00  
 90.00  
 80.00  
 70.00  
 60.00  
 50.00  
 40.00

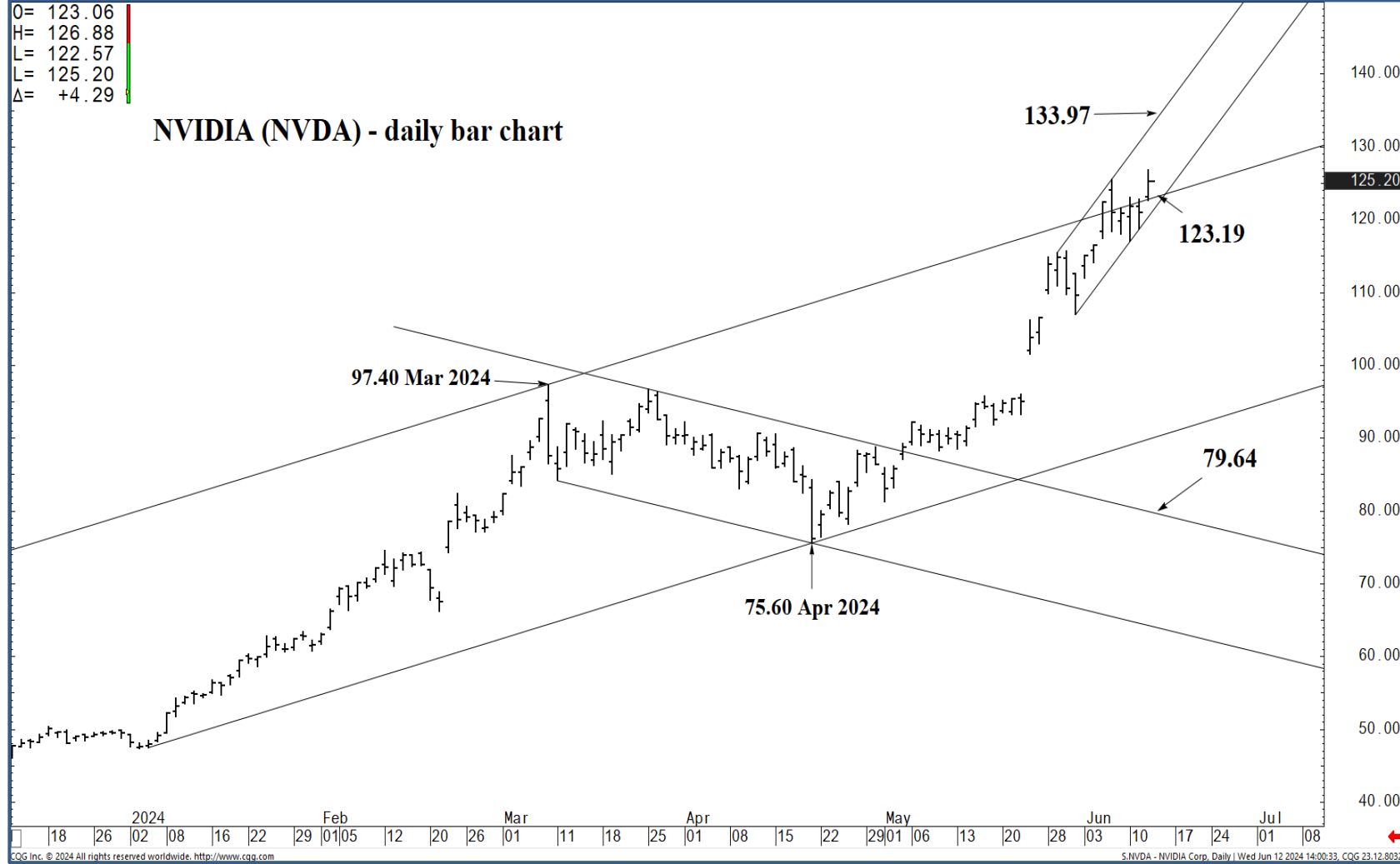
### Support and Resistance

- 138.70 \*\*\* weekly containment**
- 135.65 \* minor
- 133.97 \* session containment**
- 130.88 \* minor
- 129.87 \* intra-day containment
- 128.85 \* minor
- 126.88 \* minor
- 125.58 \* minor
- 123.19 \*\*\*\*\* Annual contain UP**
- 122.44 \*\*\*\*\* Annual contain DP**
- 120.63 \* minor
- 117.99 \* session containment**
- 116.43 \* minor
- 115.20 \* minor
- 113.20 \*\*\* weekly containment**



O= 123.06  
 H= 126.88  
 L= 122.57  
 L= 125.20  
 Δ= +4.29

# NVIDIA (NVDA) - daily bar chart



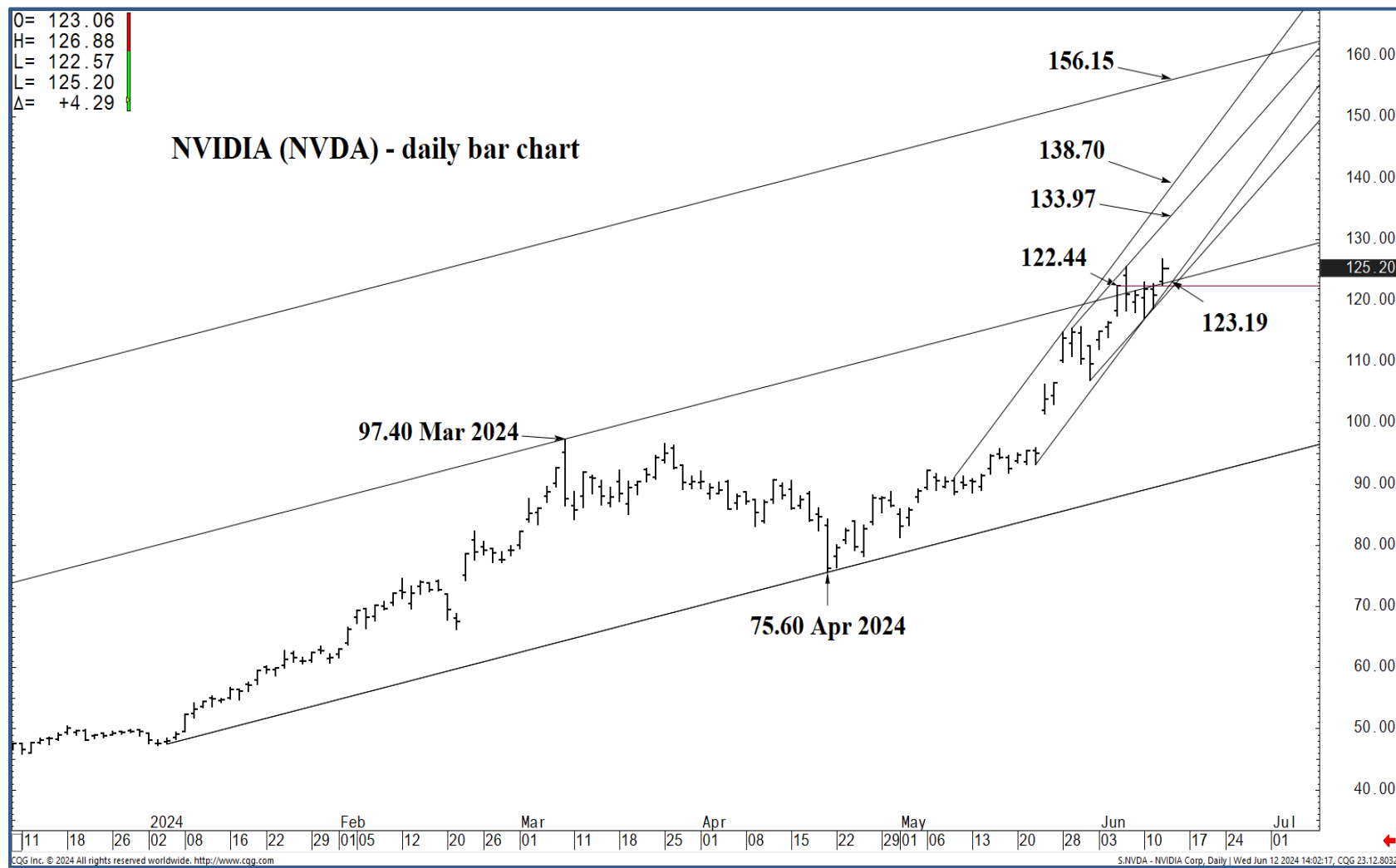
## Support and Resistance

- 138.70 \*\*\* weekly containment**
- 135.65 \* minor
- 133.97 \* session containment**
- 130.88 \* minor
- 129.87 \* intra-day containment
- 128.85 \* minor
- 126.88 \* minor
- 125.58 \* minor
- 123.19 \*\*\*\*\* Annual contain UP**
- 122.44 \*\*\*\*\* Annual contain DP**
- 120.63 \* minor
- 117.99 \* session containment**
- 116.43 \* minor
- 115.20 \* minor
- 113.20 \*\*\* weekly containment**



O= 123.06  
 H= 126.88  
 L= 122.57  
 L= 125.20  
 Δ= +4.29

### NVIDIA (NVDA) - daily bar chart



### Support and Resistance

- 138.70 \*\*\* weekly containment**
- 135.65 \* minor
- 133.97 \* session containment**
- 130.88 \* minor
- 129.87 \* intra-day containment
- 128.85 \* minor
- 126.88 \* minor
- 125.58 \* minor
- 123.19 \*\*\*\*\* Annual contain UP**
- 122.44 \*\*\*\*\* Annual contain DP**
- 120.63 \* minor
- 117.99 \* session containment**
- 116.43 \* minor
- 115.20 \* minor
- 113.20 \*\*\* weekly containment**

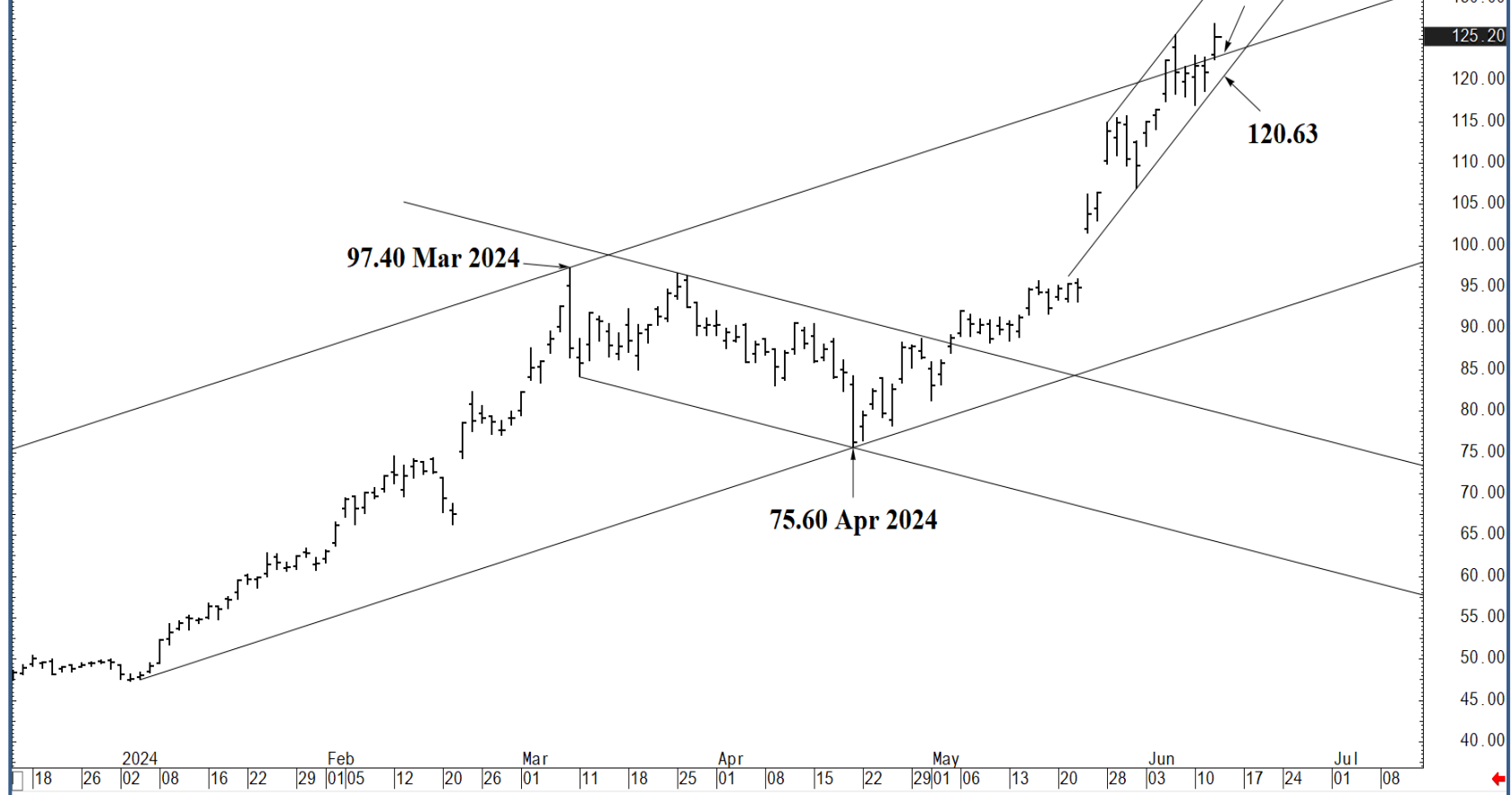
2024 Jan 11 18 26 02 08 16 22 29 Feb 01 05 12 20 26 Mar 01 11 18 25 Apr 01 08 15 22 29 May 01 06 13 20 28 Jun 03 10 17 24 Jul 01

CGG Inc. © 2024 All rights reserved worldwide. <http://www.cgg.com> S.NVDA - NVIDIA Corp, Daily | Wed Jun 12 2024 14:02:17, CQG 23.12.8032



O= 123.06  
 H= 126.88  
 L= 122.57  
 C= 125.20  
 Δ= +4.29

**NVIDIA (NVDA) - daily bar chart**



**Support and Resistance**

- 138.70 \*\*\* weekly containment**
- 135.65 \* minor
- 133.97 \* session containment**
- 130.88 \* minor
- 129.87 \* intra-day containment
- 128.85 \* minor
- 126.88 \* minor
- 125.58 \* minor
- 123.19 \*\*\*\*\* Annual contain UP**
- 122.44 \*\*\*\*\* Annual contain DP**
- 120.63 \* minor
- 117.99 \* session containment**
- 116.43 \* minor
- 115.20 \* minor
- 113.20 \*\*\* weekly containment**



O= 123.06  
 H= 126.88  
 L= 122.57  
 C= 125.20  
 Δ= +4.29

# NVIDIA (NVDA) - daily bar chart



## Support and Resistance

- 138.70 \*\*\* weekly containment**
- 135.65 \* minor
- 125.20 \*\*\* session containment**
- 130.88 \* minor
- 129.87 \* intra-day containment
- 128.85 \* minor
- 126.88 \* minor
- 125.58 \* minor
- 123.19 \*\*\*\*\* Annual contain UP**
- 122.44 \*\*\*\*\* Annual contain DP**
- 120.63 \* minor
- 117.99 \* session containment**
- 116.43 \* minor
- 115.20 \* minor
- 113.20 \*\*\* weekly containment**

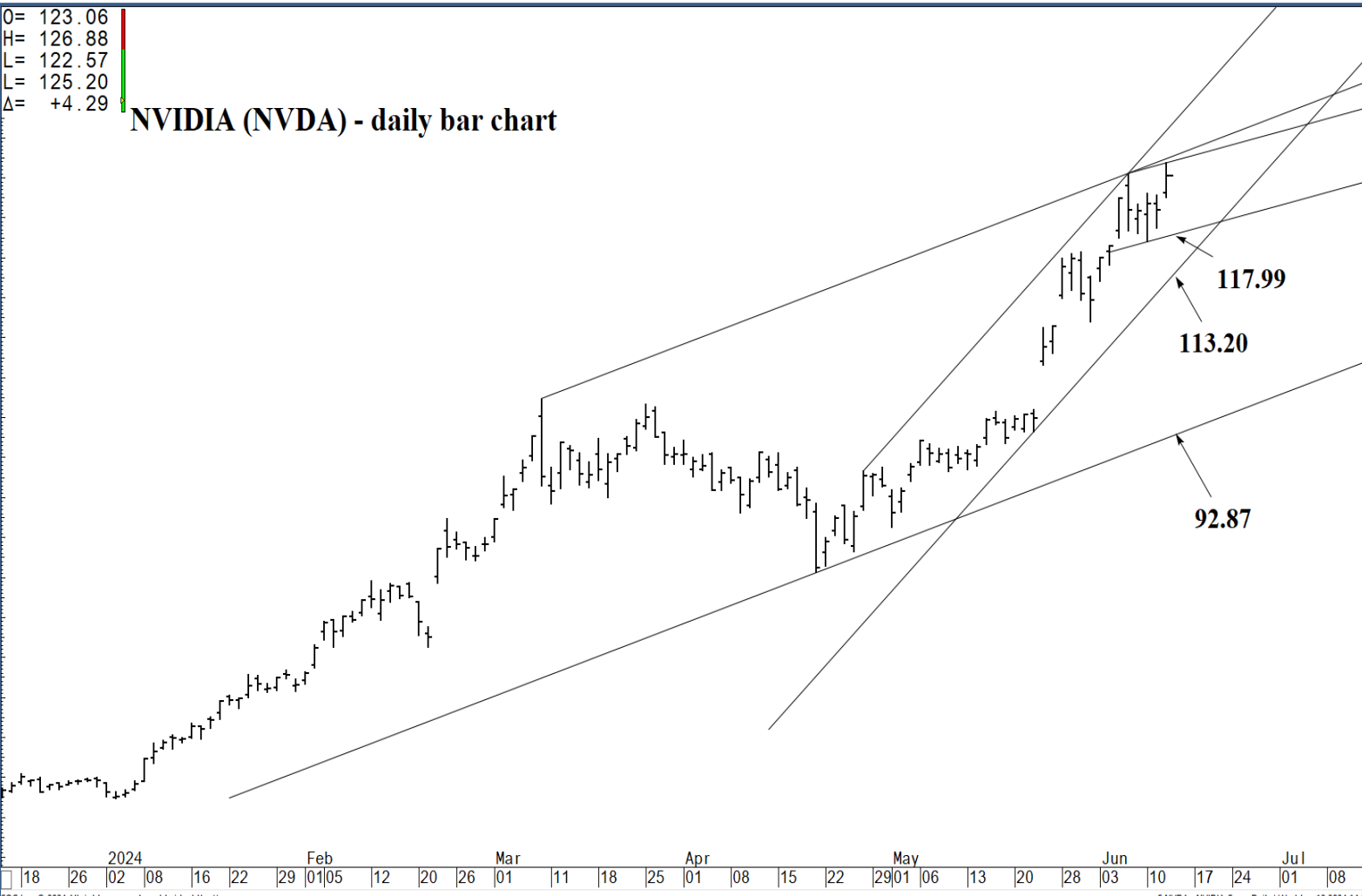
2024  
 Jan 18 26 02 08 16 22 29 01 05 12 20 26 01 11 18 25 01 08 15 22 29 01 06 13 20 28 03 10 17 24 01 08





O= 123.06  
 H= 126.88  
 L= 122.57  
 C= 125.20  
 Δ= +4.29

### NVIDIA (NVDA) - daily bar chart



145.00  
 140.00  
 135.00  
 130.00  
 125.20  
 120.00  
 115.00  
 110.00  
 105.00  
 100.00  
 95.00  
 90.00  
 85.00  
 80.00  
 75.00  
 70.00  
 65.00  
 60.00  
 55.00  
 50.00  
 45.00  
 40.00

### Support and Resistance

- 138.70 \*\*\* weekly containment**
- 135.65 \* minor
- 133.97 \* session containment**
- 130.88 \* minor
- 129.87 \* intra-day containment
- 128.85 \* minor
- 126.88 \* minor
- 125.58 \* minor
- 123.19 \*\*\*\*\* Annual contain UP**
- 122.44 \*\*\*\*\* Annual contain DP**
- 120.63 \* minor
- 117.99 \* session containment**
- 116.43 \* minor
- 115.20 \* minor
- 113.20 \*\*\* weekly containment**

2024  
 18 26 02 08 16 22 29 01 05 12 20 26 01 11 18 25 01 08 15 22 29 01 06 13 20 28 03 10 17 24 01 08

CGG Inc. © 2024 All rights reserved worldwide. <http://www.cgg.com>

S:NVDA - NVIDIA Corp, Daily | Wed Jun 12 2024 14:03:49, CQG 23.12.8032

