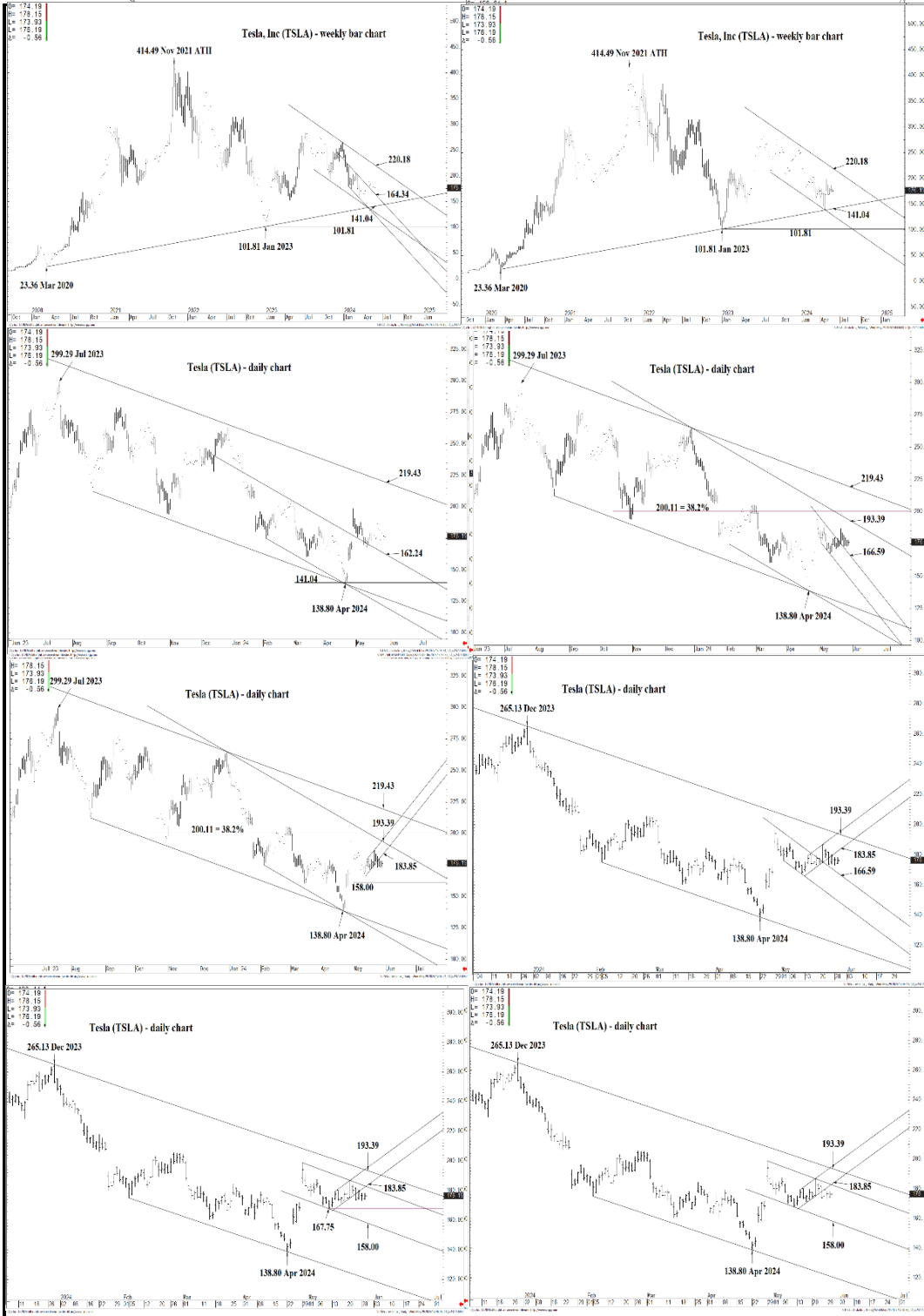




# WICKED STOCKS

DIRECTIONAL CLARITY FOR THE ACTIVE INVESTOR



## Support and Resistance

- 200.11 \* intra-day containment
- 198.75 \* minor
- 193.39 \*\*\*\* multi-wk contain UP**
- 191.95 \* minor
- 189.82 \* intra-day containment
- 186.87 \* minor
- 183.85 \* session containment**
- 179.93 \* minor
- 175.55 \* minor
- 173.06 \* minor
- 170.15 \* minor
- 167.75 \* session containment**
- 166.59 \* minor
- 164.90 \* minor
- 162.24 \* minor
- 158.00 \*\*\* weekly containment DP**
- 156.41 \* minor
- 153.86 \* minor
- 147.26 \* minor
- 144.44 \* session containment**

O= 174.19  
 H= 178.15  
 L= 173.93  
 L= 176.19  
 Δ= -0.56

### Tesla, Inc (TSLA) - weekly bar chart



### Support and Resistance

- 200.11 \* intra-day containment
- 198.75 \* minor
- 193.39 \*\*\*\* multi-wk contain UP**
- 191.95 \* minor
- 189.82 \* intra-day containment
- 186.87 \* minor
- 183.85 \* session containment**
- 179.93 \* minor
- 175.55 \* minor
- 173.06 \* minor
- 170.15 \* minor
- 167.75 \* session containment**
- 176.19
- 166.59 \* minor
- 164.90 \* minor
- 162.24 \* minor
- 158.00 \*\*\* weekly containment DP**
- 156.41 \* minor
- 153.86 \* minor
- 147.26 \* minor
- 144.44 \* session containment**

CGG Inc. © 2024 All rights reserved worldwide. <http://www.cgg.com>

S:TSLA - Tesla Inc., Weekly | Wed May 29 2024 14:03:42, CGG 23.12.8032



O= 174.19  
 H= 178.15  
 L= 173.93  
 L= 176.19  
 Δ= -0.56

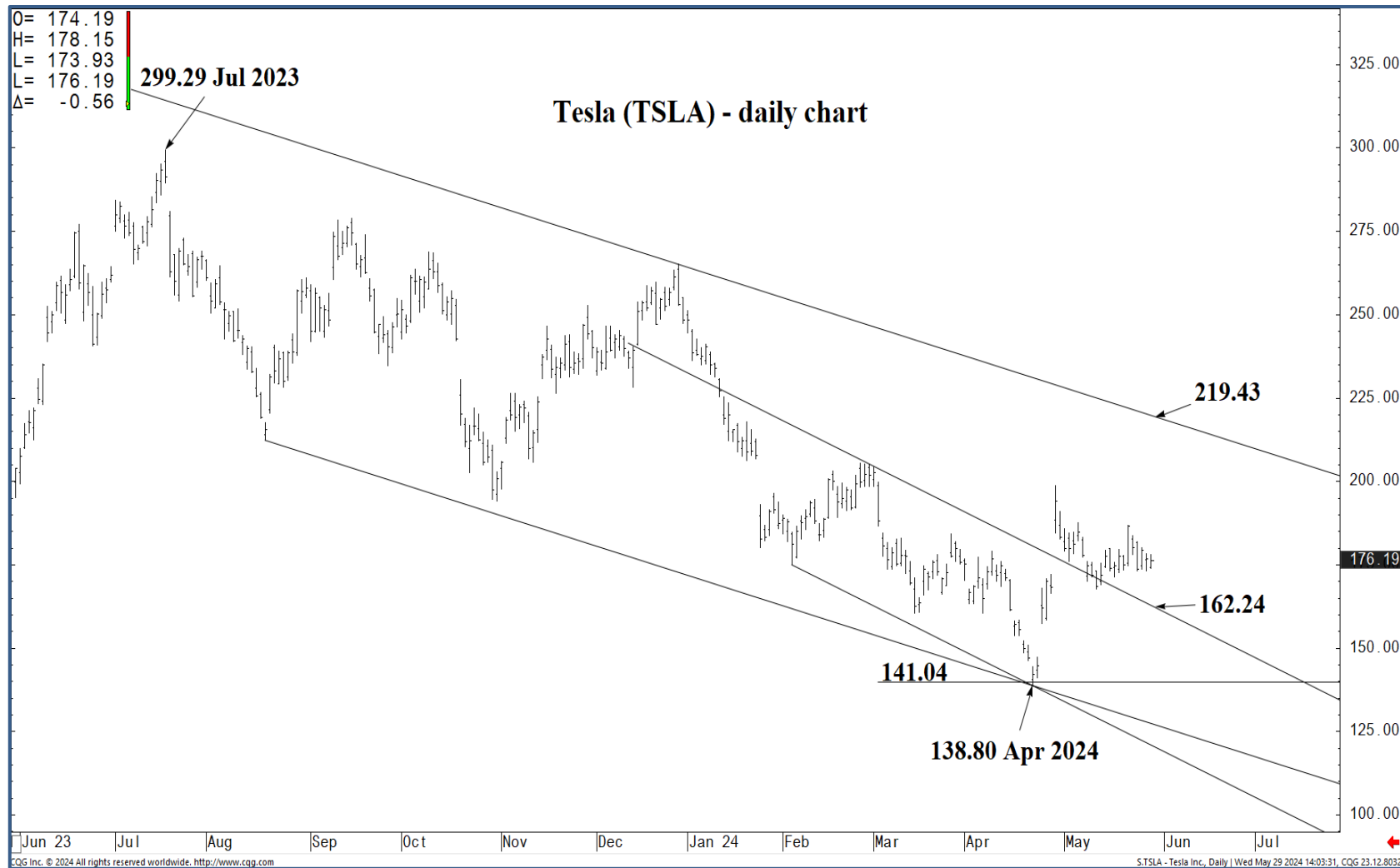
### Tesla, Inc (TSLA) - weekly bar chart



### Support and Resistance

- 200.11 \* intra-day containment
- 198.75 \* minor
- 193.39 \*\*\*\* multi-wk contain UP**
- 191.95 \* minor
- 189.82 \* intra-day containment
- 186.87 \* minor
- 183.85 \* session containment**
- 179.93 \* minor
- 175.55 \* minor
- 173.06 \* minor
- 170.15 \* minor
- 167.75 \* session containment**
- 166.59 \* minor
- 164.90 \* minor
- 162.24 \* minor
- 158.00 \*\*\* weekly containment DP**
- 156.41 \* minor
- 153.86 \* minor
- 147.26 \* minor
- 144.44 \* session containment**





### Support and Resistance

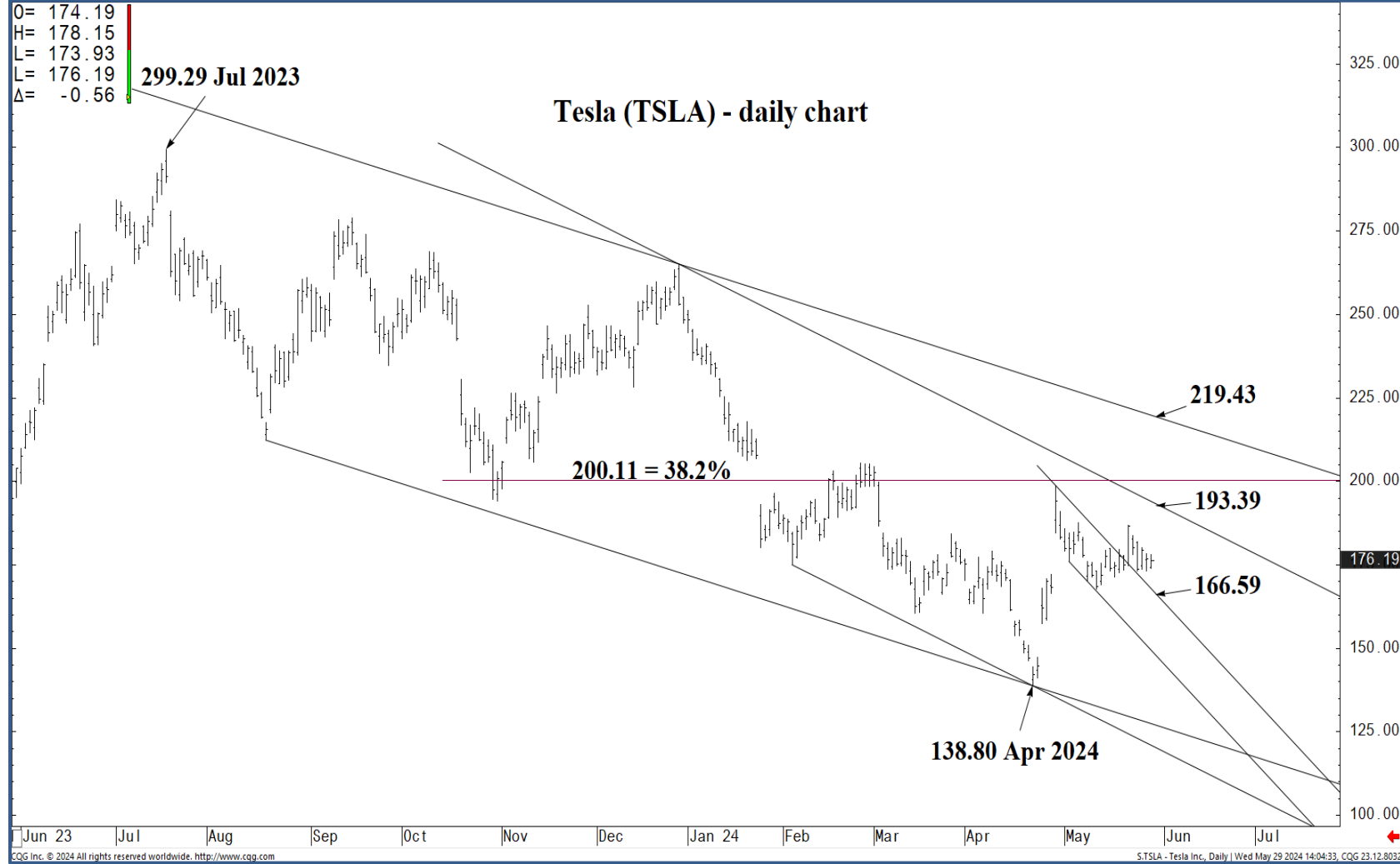
200.11	* intra-day containment
198.75	* minor
<b>193.39</b>	<b>**** multi-wk contain UP</b>
191.95	* minor
189.82	* intra-day containment
186.87	* minor
<b>183.85</b>	<b>* session containment</b>
179.93	* minor
175.55	* minor
173.06	* minor
170.15	* minor
<b>167.75</b>	<b>* session containment</b>
166.59	* minor
164.90	* minor
162.24	* minor
<b>158.00</b>	<b>*** weekly containment DP</b>
156.41	* minor
153.86	* minor
147.26	* minor
<b>144.44</b>	<b>* session containment</b>



O= 174.19  
 H= 178.15  
 L= 173.93  
 C= 176.19  
 Δ= -0.56

299.29 Jul 2023

### Tesla (TSLA) - daily chart



### Support and Resistance

- 200.11 \* intra-day containment
- 198.75 \* minor
- 193.39 \*\*\*\*\* multi-wk contain UP**
- 191.95 \* minor
- 189.82 \* intra-day containment
- 186.87 \* minor
- 183.85 \* session containment**
- 179.93 \* minor
- 175.55 \* minor
- 173.06 \* minor
- 170.15 \* minor
- 167.75 \* session containment**
- 166.59 \* minor
- 164.90 \* minor
- 162.24 \* minor
- 158.00 \*\*\* weekly containment DP**
- 156.41 \* minor
- 153.86 \* minor
- 147.26 \* minor
- 144.44 \* session containment**

Jun 23 Jul Aug Sep Oct Nov Dec Jan 24 Feb Mar Apr May Jun Jul  
 CQG Inc. © 2024 All rights reserved worldwide. http://www.cqg.com S:TSLA - Tesla Inc., Daily | Wed May 29 2024 14:04:33, CQG 23.12.8032



O= 174.19  
 H= 178.15  
 L= 173.93  
 L= 176.19  
 Δ= -0.56

299.29 Jul 2023

### Tesla (TSLA) - daily chart



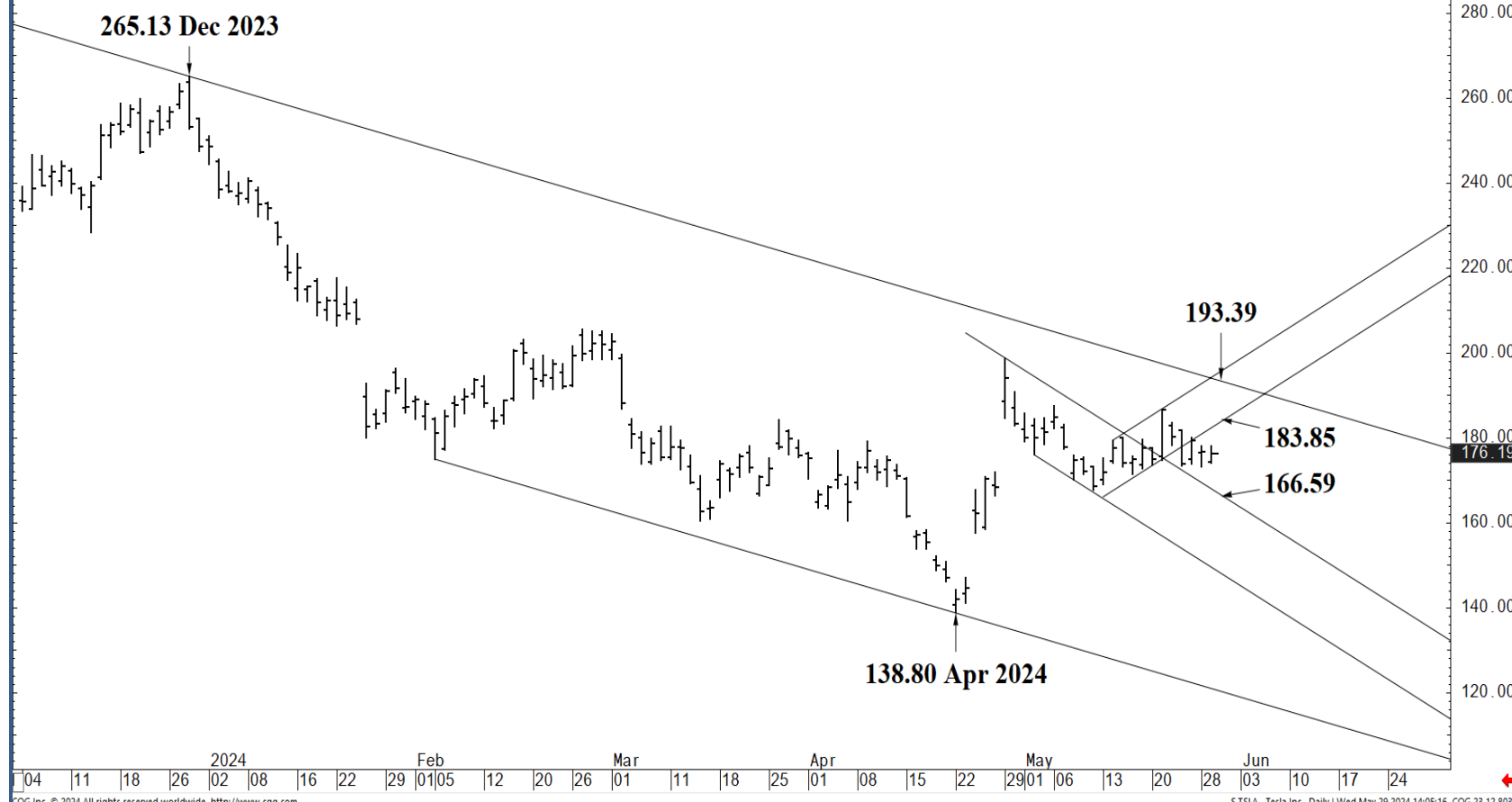
### Support and Resistance

- 200.11 \* intra-day containment
- 198.75 \* minor
- 193.39 \*\*\*\* multi-wk contain UP**
- 191.95 \* minor
- 189.82 \* intra-day containment
- 186.87 \* minor
- 183.85 \* session containment**
- 179.93 \* minor
- 175.55 \* minor
- 173.06 \* minor
- 170.15 \* minor
- 167.75 \* session containment**
- 166.59 \* minor
- 164.90 \* minor
- 162.24 \* minor
- 158.00 \*\*\* weekly containment DP**
- 156.41 \* minor
- 153.86 \* minor
- 147.26 \* minor
- 144.44 \* session containment**



O= 174.19  
 H= 178.15  
 L= 173.93  
 C= 176.19  
 Δ= -0.56

# Tesla (TSLA) - daily chart



## Support and Resistance

- 200.11 \* intra-day containment
- 198.75 \* minor
- 193.39 \*\*\*\* multi-wk contain UP**
- 191.95 \* minor
- 189.82 \* intra-day containment
- 186.87 \* minor
- 183.85 \* session containment**
- 179.93 \* minor
- 175.55 \* minor
- 173.06 \* minor
- 170.15 \* minor
- 167.75 \* session containment**
- 166.59 \* minor
- 164.90 \* minor
- 162.24 \* minor
- 158.00 \*\*\* weekly containment DP**
- 156.41 \* minor
- 153.86 \* minor
- 147.26 \* minor
- 144.44 \* session containment**



O= 174.19  
 H= 178.15  
 L= 173.93  
 Δ= -0.56

# Tesla (TSLA) - daily chart

265.13 Dec 2023

138.80 Apr 2024

300.00  
280.00  
260.00  
240.00  
220.00  
200.00  
180.00  
160.00  
140.00  
120.00

## Support and Resistance

- 200.11 \* intra-day containment
- 198.75 \* minor
- 193.39 \*\*\*\* multi-wk contain UP**
- 191.95 \* minor
- 189.82 \* intra-day containment
- 186.87 \* minor
- 183.85 \* session containment**
- 179.93 \* minor
- 175.55 \* minor
- 173.06 \* minor
- 170.15 \* minor
- 167.75 \* session containment**
- 166.59 \* minor
- 164.90 \* minor
- 162.24 \* minor
- 158.00 \*\*\* weekly containment DP**
- 156.41 \* minor
- 153.86 \* minor
- 147.26 \* minor
- 144.44 \* session containment**

COG Inc. © 2024 All rights reserved worldwide. <http://www.cog.com>

S:TSLA - Tesla Inc., Daily | Wed May 29 2024 14:06:05, COG 23.12.8032





O= 174.19  
 H= 178.15  
 L= 173.93  
 L= 176.19  
 Δ= -0.56

# Tesla (TSLA) - daily chart



## Support and Resistance

- 200.11 \* intra-day containment
- 198.75 \* minor
- 193.39 \*\*\*\* multi-wk contain UP**
- 191.95 \* minor
- 189.82 \* intra-day containment
- 186.87 \* minor
- 183.85 \* session containment**
- 179.93 \* minor
- 175.55 \* minor
- 173.06 \* minor
- 170.15 \* minor
- 167.75 \* session containment**
- 166.59 \* minor
- 164.90 \* minor
- 162.24 \* minor
- 158.00 \*\*\* weekly containment DP**
- 156.41 \* minor
- 153.86 \* minor
- 147.26 \* minor
- 144.44 \* session containment**

