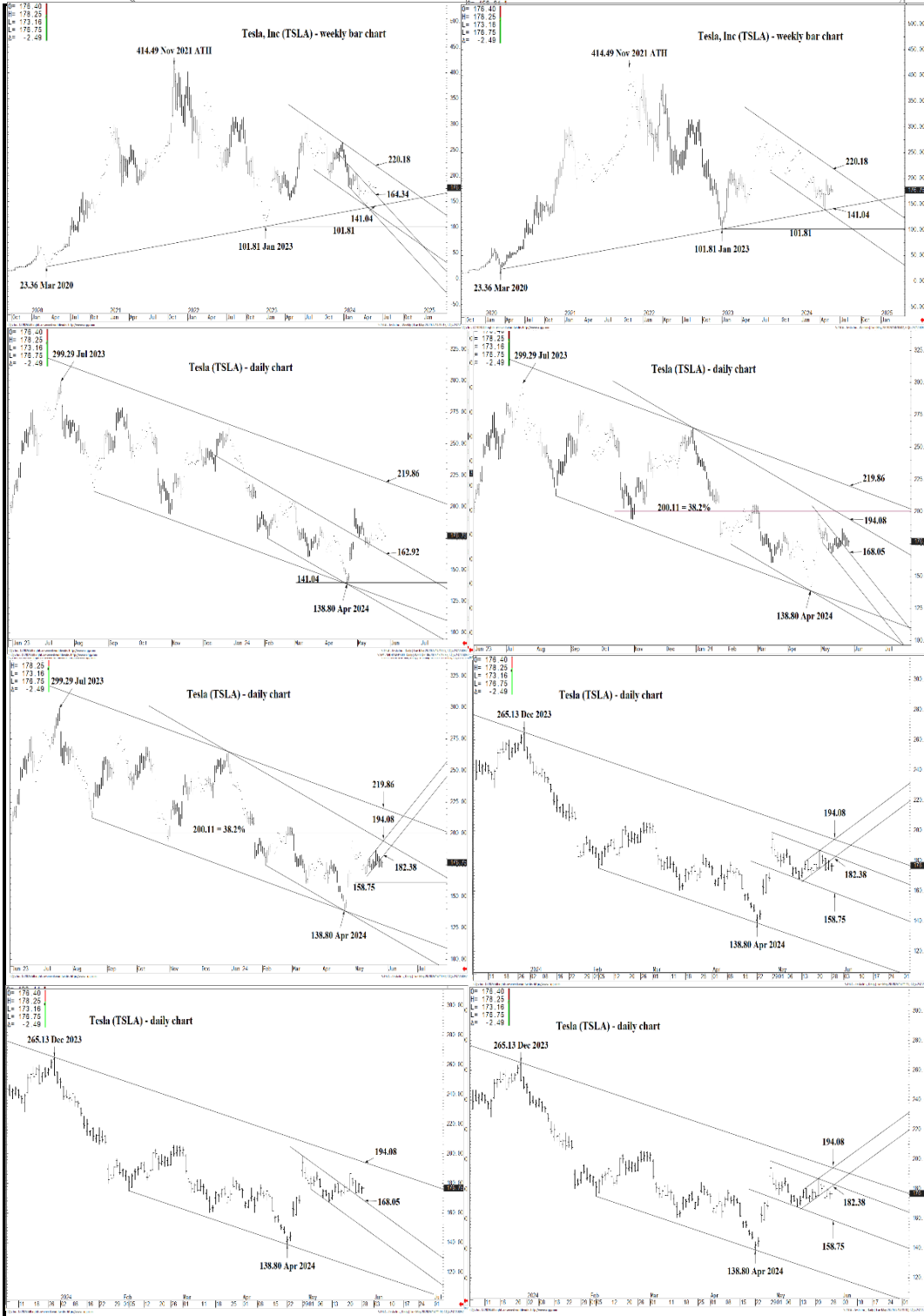




WICKED STOCKS

DIRECTIONAL CLARITY FOR THE ACTIVE INVESTOR



Support and Resistance

- 200.11 * intra-day containment
- 198.75 * minor
- 194.08 **** multi-wk contain UP**
- 191.95 * minor
- 189.82 * intra-day containment
- 186.87 * minor
- 182.38 **** weekly containment UP**
- 179.24 * minor
- 175.55 * minor
- 173.26 * minor
- 168.05 * intra-day containment
- 166.37 * minor
- 162.92 * minor
- 158.75 **** weekly containment DP**
- 156.41 * minor
- 153.86 * minor
- 147.26 * minor
- 144.44 * session containment**

O= 176.40
 H= 178.25
 L= 173.16
 L= 176.75
 Δ= -2.49

Tesla, Inc (TSLA) - weekly bar chart



Support and Resistance

- 200.11 * intra-day containment
- 198.75 * minor
- 194.08 **** multi-wk contain UP**
- 191.95 * minor
- 189.82 * intra-day containment
- 186.87 * minor
- 182.38 *** weekly containment UP**
- 179.24 * minor
- 175.55 * minor
- 173.26 * minor
- 168.05 * intra-day containment
- 166.37 * minor
- 162.92 * minor
- 158.75 *** weekly containment DP**
- 156.41 * minor
- 153.86 * minor
- 147.26 * minor
- 144.44 * session containment**



O= 176.40
 H= 178.25
 L= 173.16
 L= 176.75
 Δ= -2.49

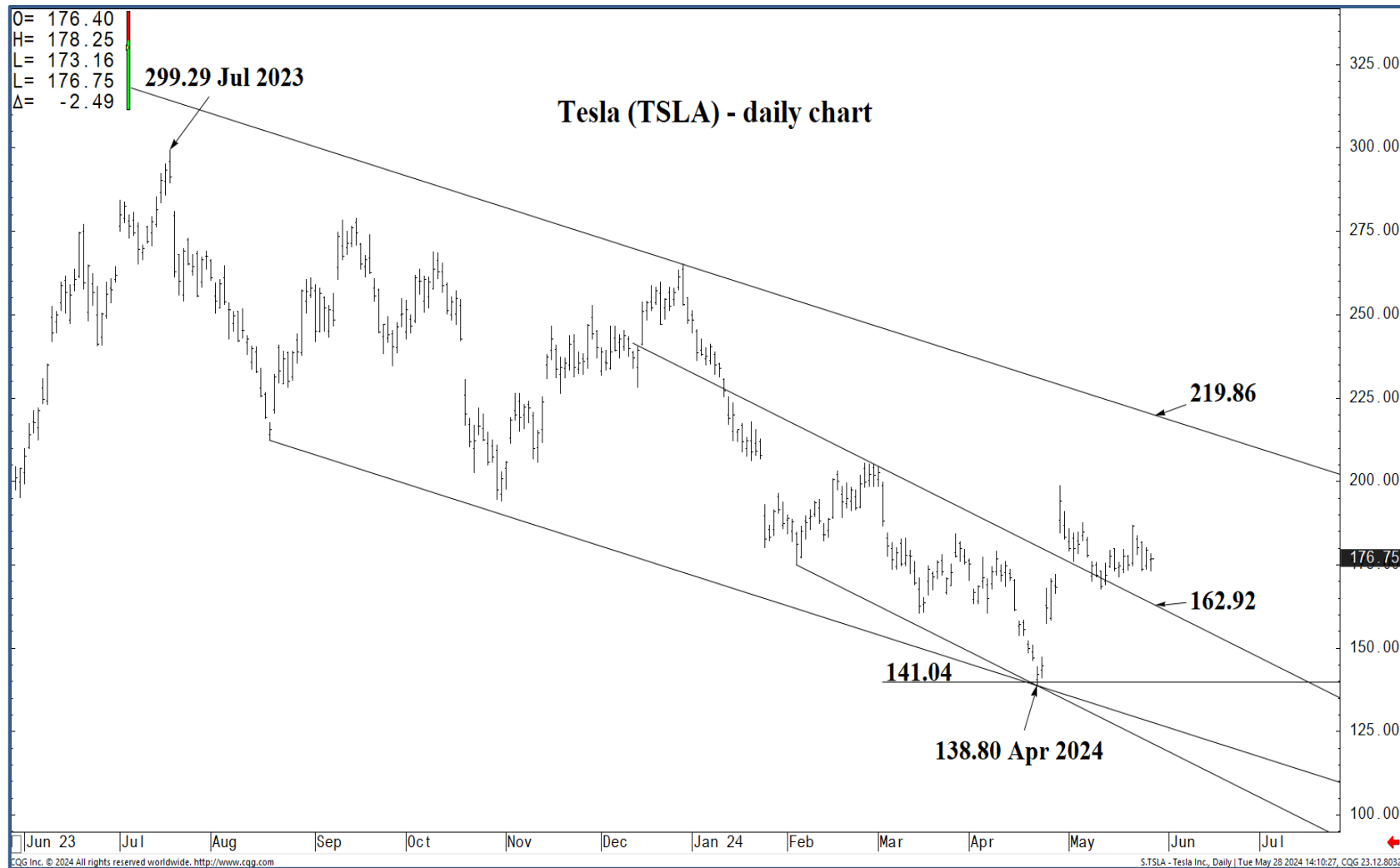
Tesla, Inc (TSLA) - weekly bar chart



Support and Resistance

- 200.11 * intra-day containment
- 198.75 * minor
- 194.08 **** multi-wk contain UP**
- 191.95 * minor
- 189.82 * intra-day containment
- 186.87 * minor
- 182.38 *** weekly containment UP**
- 179.24 * minor
- 175.55 * minor
- 173.26 * minor
- 168.05 * intra-day containment
- 166.37 * minor
- 162.92 * minor
- 158.75 *** weekly containment DP**
- 156.41 * minor
- 153.86 * minor
- 147.26 * minor
- 144.44 * session containment**





Support and Resistance

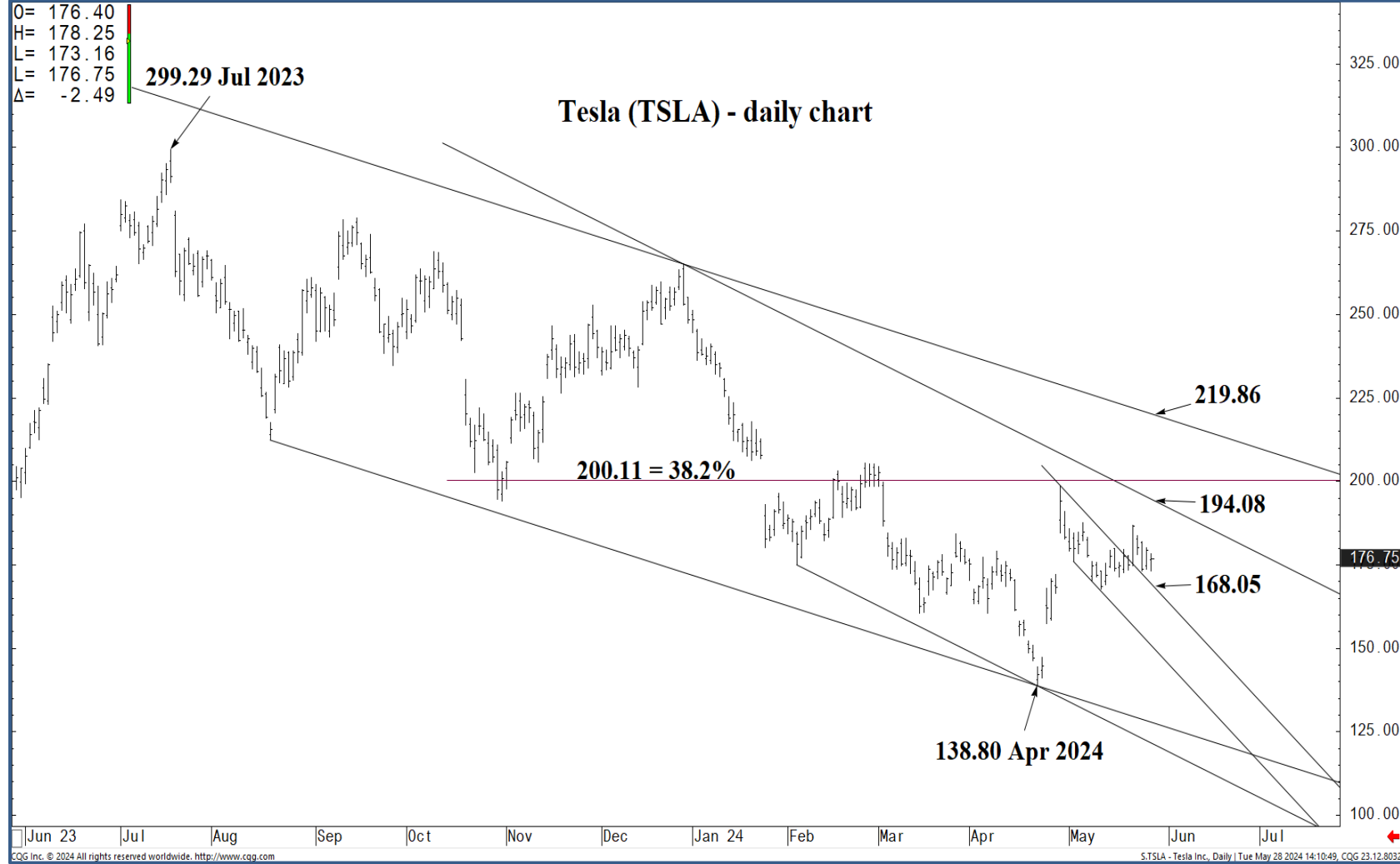
- 200.11 * intra-day containment
- 198.75 * minor
- 194.08 **** multi-wk contain UP**
- 191.95 * minor
- 189.82 * intra-day containment
- 186.87 * minor
- 182.38 *** weekly containment UP**
- 179.24 * minor
- 175.55 * minor
- 173.26 * minor
- 168.05 * intra-day containment
- 166.37 * minor
- 162.92 * minor
- 158.75 *** weekly containment DP**
- 156.41 * minor
- 153.86 * minor
- 147.26 * minor
- 144.44 * session containment**



O= 176.40
 H= 178.25
 L= 173.16
 L= 176.75
 Δ= -2.49

299.29 Jul 2023

Tesla (TSLA) - daily chart



Support and Resistance

- 200.11 * intra-day containment
- 198.75 * minor
- 194.08 **** multi-wk contain UP**
- 191.95 * minor
- 189.82 * intra-day containment
- 186.87 * minor
- 182.38 *** weekly containment UP**
- 179.24 * minor
- 175.55 * minor
- 173.26 * minor
- 168.05 * intra-day containment
- 166.37 * minor
- 162.92 * minor
- 158.75 *** weekly containment DP**
- 156.41 * minor
- 153.86 * minor
- 147.26 * minor
- 144.44 * session containment**

Jun 23 Jul Aug Sep Oct Nov Dec Jan 24 Feb Mar Apr May Jun Jul

CGG Inc. © 2024 All rights reserved worldwide. <http://www.cgg.com> S:TSLA - Tesla Inc., Daily | Tue May 28 2024 14:10:49, CQG 23.12.8032



O= 176.40
 H= 178.25
 L= 173.16
 L= 176.75
 Δ= -2.49

299.29 Jul 2023

Tesla (TSLA) - daily chart



Support and Resistance

- 200.11 * intra-day containment
- 198.75 * minor
- 194.08 **** multi-wk contain UP**
- 191.95 * minor
- 189.82 * intra-day containment
- 186.87 * minor
- 182.38 *** weekly containment UP**
- 179.24 * minor
- 175.55 * minor
- 173.26 * minor
- 168.05 * intra-day containment
- 166.37 * minor
- 162.92 * minor
- 158.75 *** weekly containment DP**
- 156.41 * minor
- 153.86 * minor
- 147.26 * minor
- 144.44 * session containment**



O= 176.40
 H= 178.25
 L= 173.16
 C= 176.75
 Δ= -2.49

Tesla (TSLA) - daily chart

265.13 Dec 2023

138.80 Apr 2024

194.08

182.38

158.75

300.00
280.00
260.00
240.00
220.00
200.00
180.00
176.75
160.00
140.00
120.00

Support and Resistance

- 200.11 * intra-day containment
- 198.75 * minor
- 194.08 **** multi-wk contain UP**
- 191.95 * minor
- 189.82 * intra-day containment
- 186.87 * minor
- 182.38 *** weekly containment UP**
- 179.24 * minor
- 175.55 * minor
- 173.26 * minor
- 168.05 * intra-day containment
- 166.37 * minor
- 162.92 * minor
- 158.75 *** weekly containment DP**
- 156.41 * minor
- 153.86 * minor
- 147.26 * minor
- 144.44 * session containment**

2024 11 18 26 02 08 16 22 29 01 05 12 20 26 01 11 18 25 01 08 15 22 29 01 06 13 20 28 03 10 17 24 01

COG Inc. © 2024 All rights reserved worldwide. <http://www.cog.com>

S:TSLA - Tesla Inc., Daily | Tue May 28 2024 14:11:14, COG 23-12-8032



O= 176.40
 H= 178.25
 L= 173.16
 Δ= -2.49

Tesla (TSLA) - daily chart

265.13 Dec 2023

138.80 Apr 2024

194.08

168.05

300.00
280.00
260.00
240.00
220.00
200.00
180.00
176.75
160.00
140.00
120.00

Support and Resistance

200.11 * intra-day containment
 198.75 * minor

194.08 ** multi-wk contain UP**

191.95 * minor
 189.82 * intra-day containment
 186.87 * minor

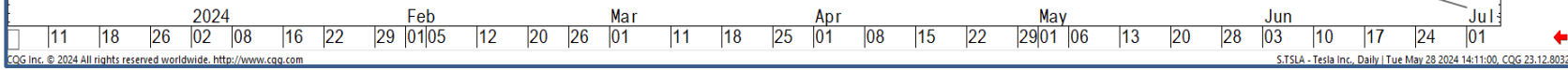
182.38 * weekly containment UP**

179.24 * minor
 175.55 * minor
 173.26 * minor
 168.05 * intra-day containment
 166.37 * minor
 162.92 * minor

158.75 * weekly containment DP**

156.41 * minor
 153.86 * minor
 147.26 * minor

144.44 * session containment



O= 176.40
 H= 178.25
 L= 173.16
 C= 176.75
 Δ= -2.49

Tesla (TSLA) - daily chart



Support and Resistance

- 200.11 * intra-day containment
- 198.75 * minor
- 194.08 **** multi-wk contain UP**
- 191.95 * minor
- 189.82 * intra-day containment
- 186.87 * minor
- 182.38 *** weekly containment UP**
- 179.24 * minor
- 175.55 * minor
- 173.26 * minor
- 168.05 * intra-day containment
- 166.37 * minor
- 162.92 * minor
- 158.75 *** weekly containment DP**
- 156.41 * minor
- 153.86 * minor
- 147.26 * minor
- 144.44 * session containment**

