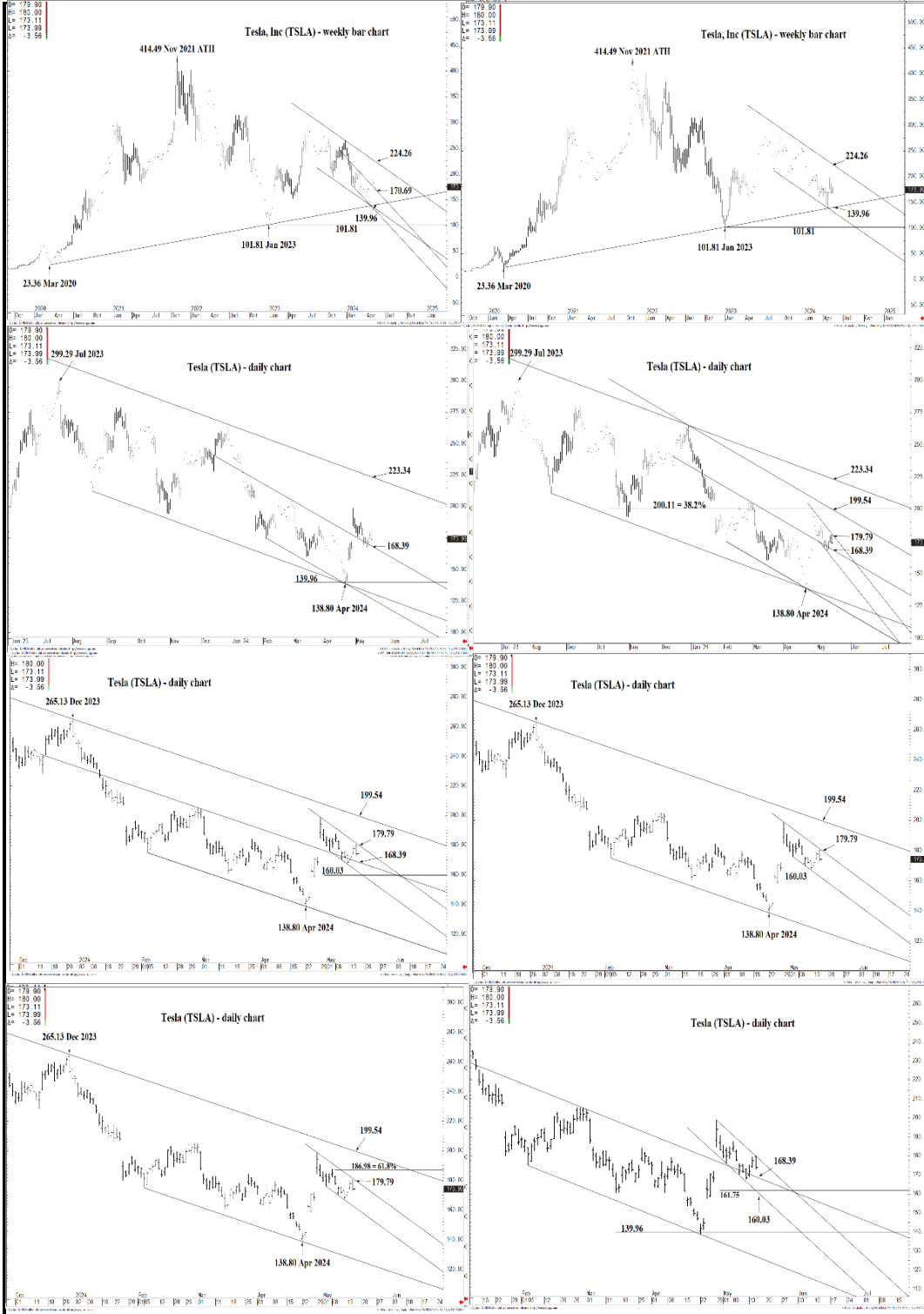




# WICKED STOCKS

DIRECTIONAL CLARITY FOR THE ACTIVE INVESTOR

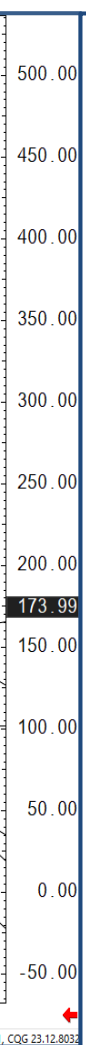


## Support and Resistance

- 199.54 \*\*\* weekly containment**
- 197.10 \* minor
- 194.05 \* session containment**
- 190.04 \* minor
- 186.98 \* intra-day containment
- 183.60 \* minor
- 179.79 \* session containment UP**
- 177.37 \* minor
- 173.99 \* minor
- 171.96 \* minor
- 168.39 \* intra-day containment
- 166.37 \* minor
- 164.63 \* minor
- 161.75 \* minor
- 160.03 \* session containment DP**
- 153.86 \* minor
- 147.26 \* minor
- 144.44 \* session containment**

O= 179.90  
 H= 180.00  
 L= 173.11  
 L= 173.99  
 Δ= -3.56

### Tesla, Inc (TSLA) - weekly bar chart



### Support and Resistance

- 199.54 \*\*\* weekly containment**
- 197.10 \* minor
- 194.05 \* session containment**
- 190.04 \* minor
- 186.98 \* intra-day containment
- 183.60 \* minor
- 179.79 \* session containment UP**
- 177.37 \* minor
- 173.99 \* minor
- 171.96 \* minor
- 168.39 \* intra-day containment
- 166.37 \* minor
- 164.63 \* minor
- 161.75 \* minor
- 160.03 \* session containment DP**
- 153.86 \* minor
- 147.26 \* minor
- 144.44 \* session containment**



O= 179.90  
 H= 180.00  
 L= 173.11  
 L= 173.99  
 Δ= -3.56

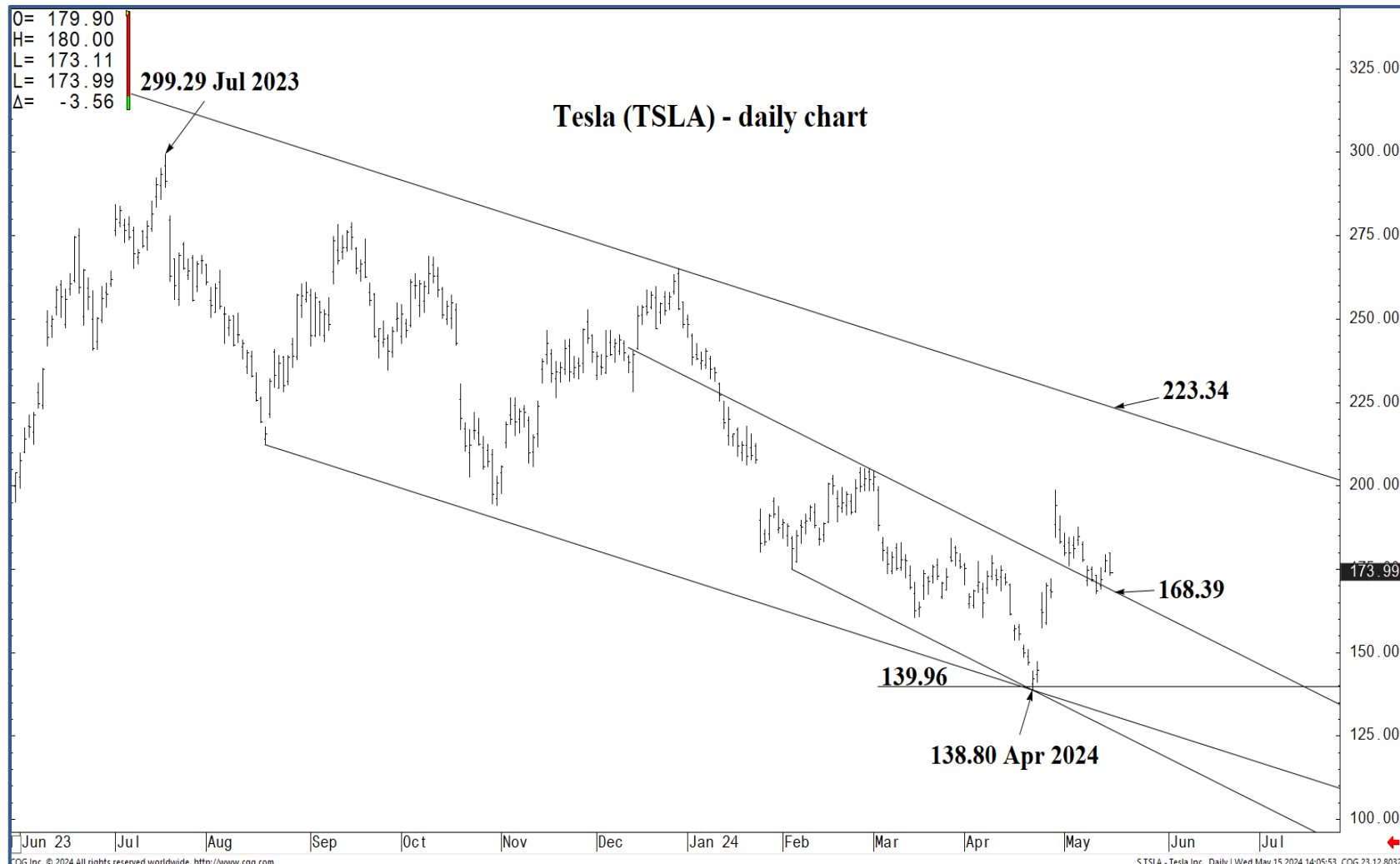
### Tesla, Inc (TSLA) - weekly bar chart



### Support and Resistance

- 199.54 \*\*\* weekly containment**
- 197.10 \* minor
- 194.05 \* session containment**
- 190.04 \* minor
- 186.98 \* intra-day containment
- 183.60 \* minor
- 179.79 \* session containment UP**
- 177.37 \* minor
- 173.99 \* minor
- 171.96 \* minor
- 168.39 \* intra-day containment
- 166.37 \* minor
- 164.63 \* minor
- 161.75 \* minor
- 160.03 \* session containment DP**
- 153.86 \* minor
- 147.26 \* minor
- 144.44 \* session containment**

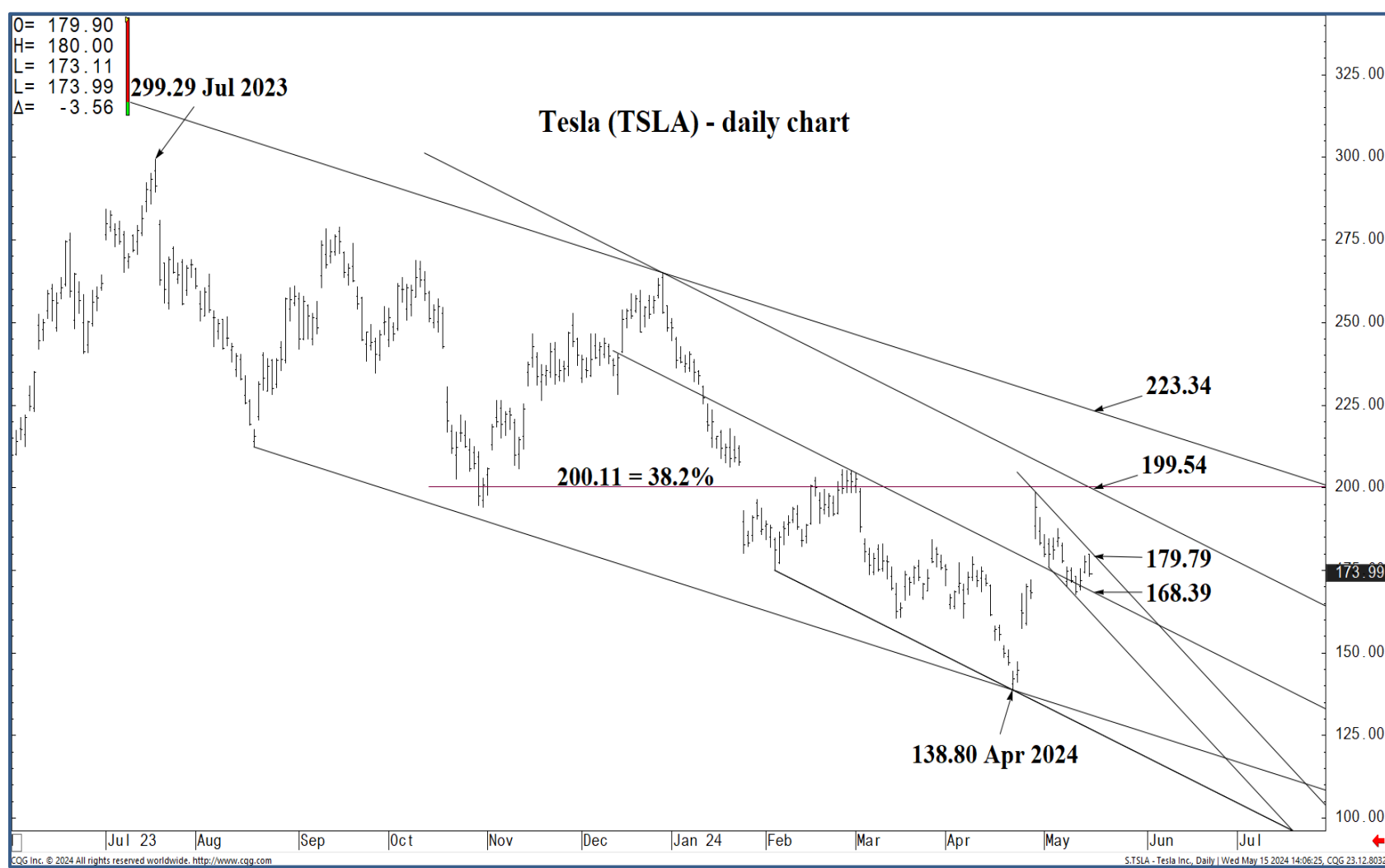




### Support and Resistance

- 199.54 \*\*\* weekly containment**
- 197.10 \* minor
- 194.05 \* session containment**
- 190.04 \* minor
- 186.98 \* intra-day containment
- 183.60 \* minor
- 179.79 \* session containment UP**
- 177.37 \* minor
- 173.99 \* minor
- 171.96 \* minor
- 168.39 \* intra-day containment
- 166.37 \* minor
- 164.63 \* minor
- 161.75 \* minor
- 160.03 \* session containment DP**
- 153.86 \* minor
- 147.26 \* minor
- 144.44 \* session containment**





### Support and Resistance

<b>199.54 ***</b>	weekly containment
197.10 *	minor
<b>194.05 *</b>	session containment
190.04 *	minor
186.98 *	intra-day containment
183.60 *	minor
<b>179.79 *</b>	session containment UP
177.37 *	minor
173.99 *	minor
171.96 *	minor
168.39 *	intra-day containment
166.37 *	minor
164.63 *	minor
161.75 *	minor
<b>160.03 *</b>	session containment DP
153.86 *	minor
147.26 *	minor
<b>144.44 *</b>	session containment



O= 179.90  
 H= 180.00  
 L= 173.11  
 C= 173.99  
 Δ= -3.56

# Tesla (TSLA) - daily chart



## Support and Resistance

- 199.54** \*\*\* weekly containment
- 197.10 \* minor
- 194.05** \* session containment
- 190.04 \* minor
- 186.98 \* intra-day containment
- 183.60 \* minor
- 179.79** \* session containment UP
- 177.37 \* minor
- 173.99 \* minor
- 171.96 \* minor
- 168.39 \* intra-day containment
- 166.37 \* minor
- 164.63 \* minor
- 161.75 \* minor
- 160.03** \* session containment DP
- 153.86 \* minor
- 147.26 \* minor
- 144.44** \* session containment

Dec 01 11 18 26 2024 02 08 16 22 29 01 05 12 20 26 01 11 18 25 01 08 15 22 29 01 06 13 20 27 03 10 17 24

COG Inc. © 2024 All rights reserved worldwide. <http://www.cog.com>

S:TSLA - Tesla Inc., Daily | Wed May 15 2024 14:06:37, COG 23.12.8033



O= 179.90  
 H= 180.00  
 L= 173.11  
 L= 173.99  
 Δ= -3.56

# Tesla (TSLA) - daily chart



## Support and Resistance

- 199.54 \*\*\* weekly containment**
- 197.10 \* minor
- 194.05 \* session containment**
- 190.04 \* minor
- 186.98 \* intra-day containment
- 183.60 \* minor
- 179.79 \* session containment UP**
- 177.37 \* minor
- 173.99 \* minor
- 171.96 \* minor
- 168.39 \* intra-day containment
- 166.37 \* minor
- 164.63 \* minor
- 161.75 \* minor
- 160.03 \* session containment DP**
- 153.86 \* minor
- 147.26 \* minor
- 144.44 \* session containment**

Dec 01 11 18 26 2024 02 08 16 22 29 01 05 12 20 26 01 11 18 25 01 08 15 22 29 01 06 13 20 27 03 10 17 24

COG Inc. © 2024 All rights reserved worldwide. <http://www.cog.com> S:TSLA - Tesla Inc., Daily | Wed May 15 2024 14:07:12, COG 23-12.8032



O= 179.90  
 H= 180.00  
 L= 173.11  
 L= 173.99  
 Δ= -3.56

### Tesla (TSLA) - daily chart



### Support and Resistance

- 199.54** \*\*\* weekly containment
- 197.10 \* minor
- 194.05** \* session containment
- 190.04 \* minor
- 186.98 \* intra-day containment
- 183.60 \* minor
- 179.79** \* session containment UP
- 177.37 \* minor
- 173.99 \* minor
- 171.96 \* minor
- 168.39 \* intra-day containment
- 166.37 \* minor
- 164.63 \* minor
- 161.75 \* minor
- 160.03** \* session containment DP
- 153.86 \* minor
- 147.26 \* minor
- 144.44** \* session containment

COG Inc. © 2024 All rights reserved worldwide. <http://www.cog.com> S:TSLA - Tesla Inc., Daily | Wed May 15 2024 14:14:56, COG 23.12.8032





O= 179.90  
 H= 180.00  
 L= 173.11  
 L= 173.99  
 Δ= -3.56

### Tesla (TSLA) - daily chart



### Support and Resistance

- 199.54 \*\*\* weekly containment**
- 197.10 \* minor
- 194.05 \* session containment**
- 190.04 \* minor
- 186.98 \* intra-day containment
- 183.60 \* minor
- 179.79 \* session containment UP**
- 177.37 \* minor
- 173.99 \* minor
- 171.96 \* minor
- 168.39 \* intra-day containment
- 166.37 \* minor
- 164.63 \* minor
- 161.75 \* minor
- 160.03 \* session containment DP**
- 153.86 \* minor
- 147.26 \* minor
- 144.44 \* session containment**

