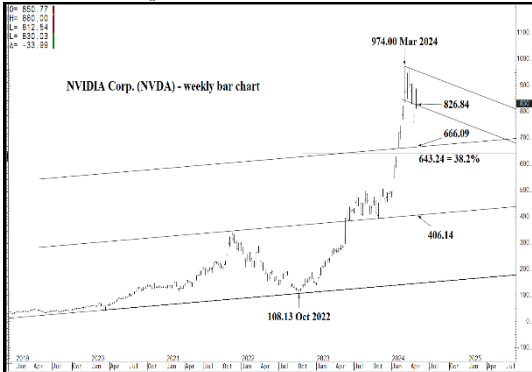




WICKED STOCKS

DIRECTIONAL CLARITY FOR THE ACTIVE INVESTOR



Support and Resistance

- 974.00** * session containment
- 961.18 * minor
- 950.02 * minor
- 935.10 * minor
- 907.38 * minor
- 885.11** *** weekly containment UP

- 874.91 * minor
- 860.00 * intra-day containment
- 850.37 * minor
- 837.72 * minor
- 814.94 * minor



- 796.30** * session containment

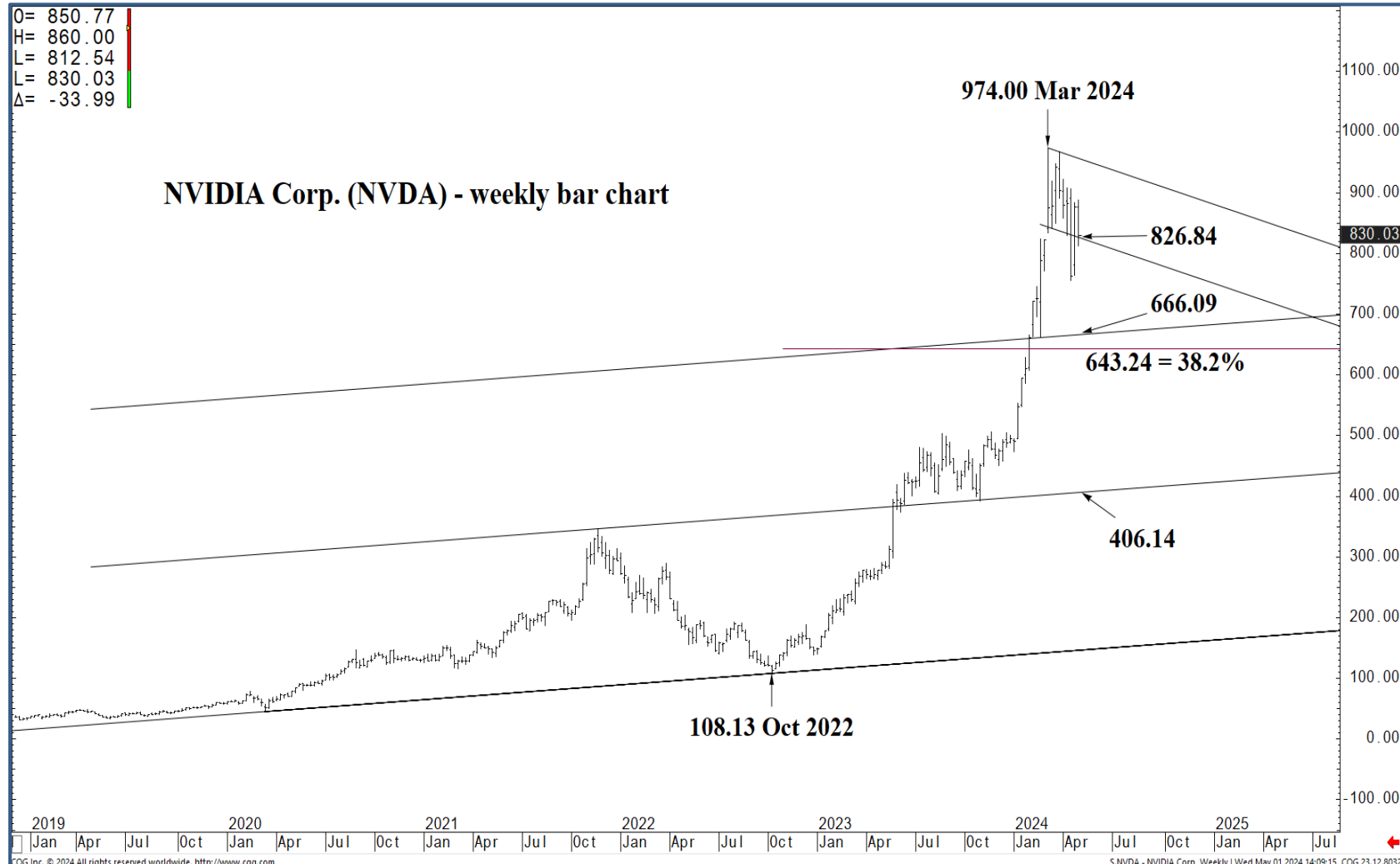
- 788.44 * minor
- 777.50 * minor

- 762.00** * session containment



O= 850.77
 H= 860.00
 L= 812.54
 C= 830.03
 Δ= -33.99

NVIDIA Corp. (NVDA) - weekly bar chart



Support and Resistance

- 974.00** * session containment
- 961.18 * minor
- 950.02 * minor
- 935.10 * minor
- 907.38 * minor
- 885.11** *** weekly containment UP
- 874.91 * minor
- 860.00 * intra-day containment
- 850.37 * minor
- 837.72 * minor
- 814.94 * minor
- 796.30** * session containment
- 788.44 * minor
- 777.50 * minor
- 762.00** * session containment

2019 Jan Apr Jul Oct 2020 Jan Apr Jul Oct 2021 Jan Apr Jul Oct 2022 Jan Apr Jul Oct 2023 Jan Apr Jul Oct 2024 Jan Apr Jul Oct 2025 Jan Apr Jul

CGG Inc. © 2024 All rights reserved worldwide. <http://www.cgg.com> S.NVDA - NVIDIA Corp, Weekly | Wed May 01 2024 14:09:15, CQG 23.12.8032



O= 850.77
 H= 860.00
 L= 812.54
 C= 830.03
 Δ= -33.99

NVIDIA Corp. (NVDA) - daily bar chart



Support and Resistance

974.00 * session containment

961.18 * minor

950.02 * minor

935.10 * minor

907.38 * minor

885.11 *** weekly containment UP

874.91 * minor

860.00 * intra-day containment

850.37 * minor

837.72 * minor

814.94 * minor

796.30 * session containment

788.44 * minor

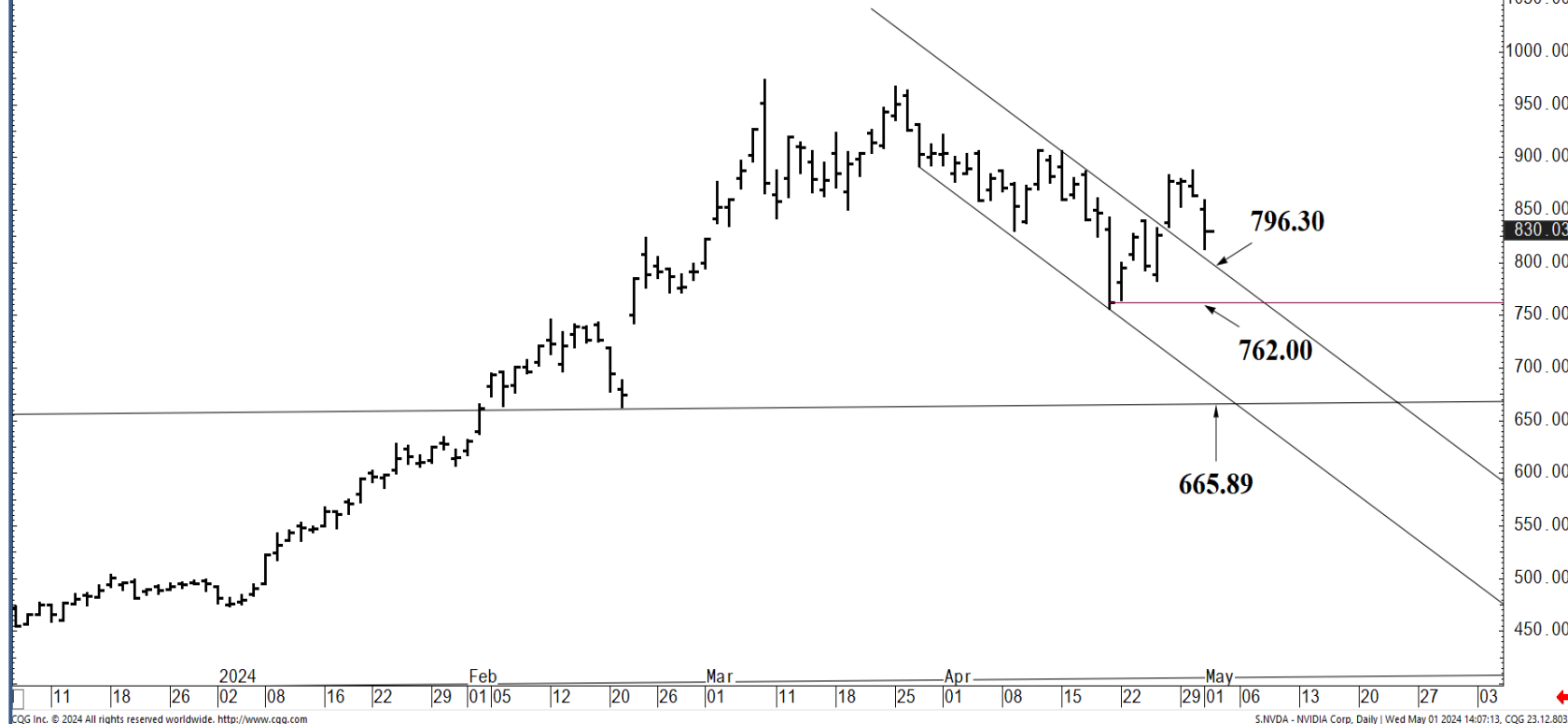
777.50 * minor

762.00 * session containment



O= 850.77
 H= 860.00
 L= 812.54
 L= 830.03
 Δ= -33.99

NVIDIA Corp. (NVDA) - daily bar chart



Support and Resistance

- 974.00 * session containment**
- 961.18 * minor
- 950.02 * minor
- 935.10 * minor
- 907.38 * minor
- 885.11 *** weekly containment UP**
- 874.91 * minor
- 860.00 * intra-day containment
- 850.37 * minor
- 837.72 * minor
- 814.94 * minor
- 796.30 * session containment**
- 874.91 * minor
- 860.00 * intra-day containment
- 850.37 * minor
- 837.72 * minor
- 814.94 * minor
- 762.00 * session containment**
- 788.44 * minor
- 777.50 * minor



O= 850.77
 H= 860.00
 L= 812.54
 L= 830.03
 Δ= -33.99

NVIDIA Corp. (NVDA) - daily bar chart



Support and Resistance

- 974.00** * session containment
- 961.18 * minor
- 950.02 * minor
- 935.10 * minor
- 907.38 * minor
- 885.11** *** weekly containment UP
- 874.91 * minor
- 860.00 * intra-day containment
- 850.37 * minor
- 837.72 * minor
- 814.94 * minor
- 796.30** * session containment
- 788.44 * minor
- 777.50 * minor
- 762.00** * session containment



O= 850.77
 H= 860.00
 L= 812.54
 L= 830.03
 Δ= -33.99

NVIDIA Corp. (NVDA) - daily bar chart



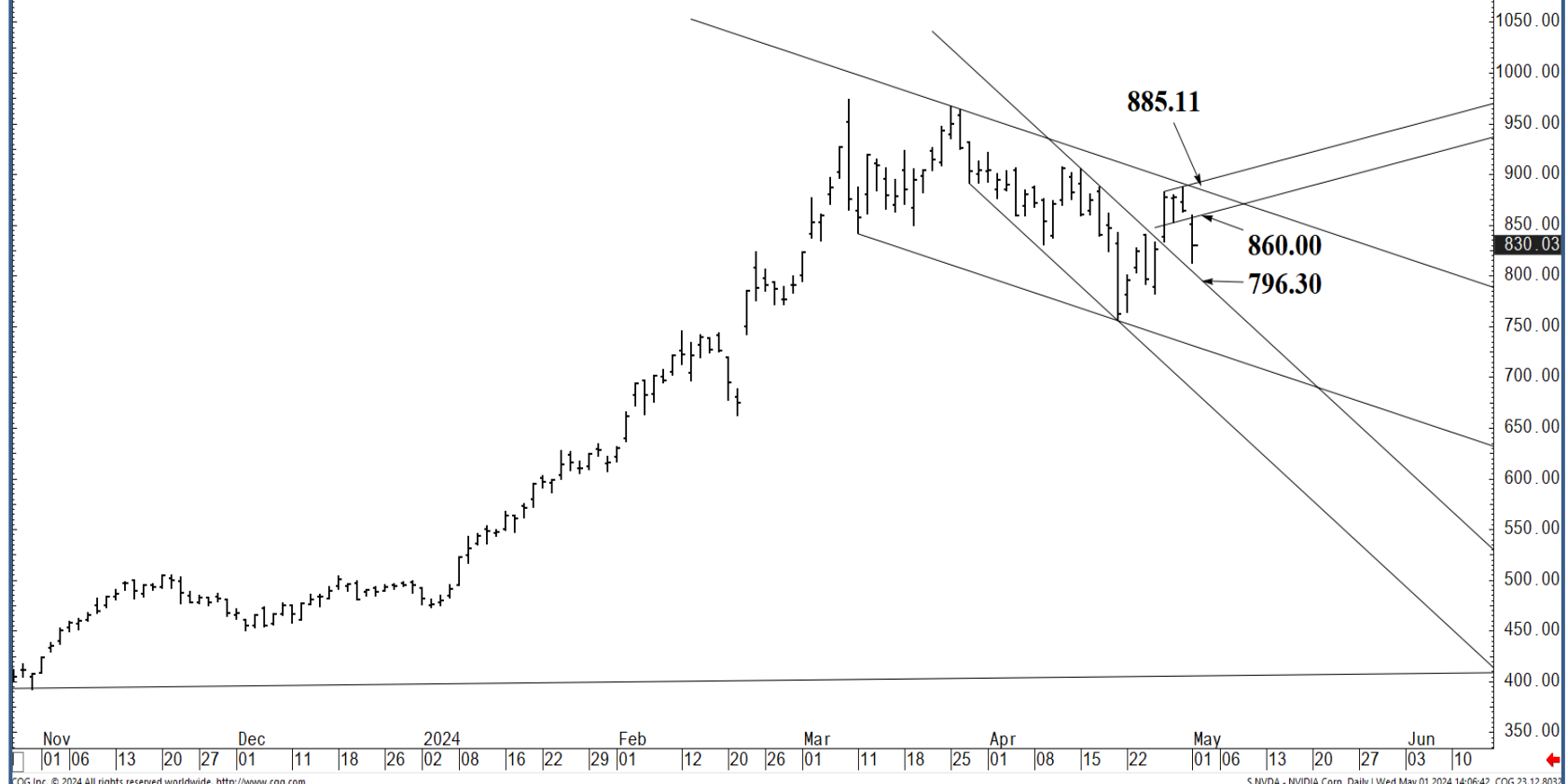
Support and Resistance

- 974.00** * session containment
- 961.18 * minor
- 950.02 * minor
- 935.10 * minor
- 907.38 * minor
- 885.11** *** weekly containment UP
- 874.91 * minor
- 860.00 * intra-day containment
- 850.37 * minor
- 837.72 * minor
- 830.03**
- 814.94 * minor
- 796.30** * session containment
- 788.44 * minor
- 777.50 * minor
- 762.00** * session containment



O= 850.77
 H= 860.00
 L= 812.54
 L= 830.03
 Δ= -33.99

NVIDIA Corp. (NVDA) - daily bar chart



Support and Resistance

- 974.00** * session containment
- 961.18 * minor
- 950.02 * minor
- 935.10 * minor
- 907.38 * minor
- 885.11** *** weekly containment UP
- 874.91 * minor
- 860.00 * intra-day containment
- 850.37 * minor
- 837.72 * minor
- 814.94 * minor
- 796.30** * session containment
- 788.44 * minor
- 777.50 * minor
- 762.00** * session containment

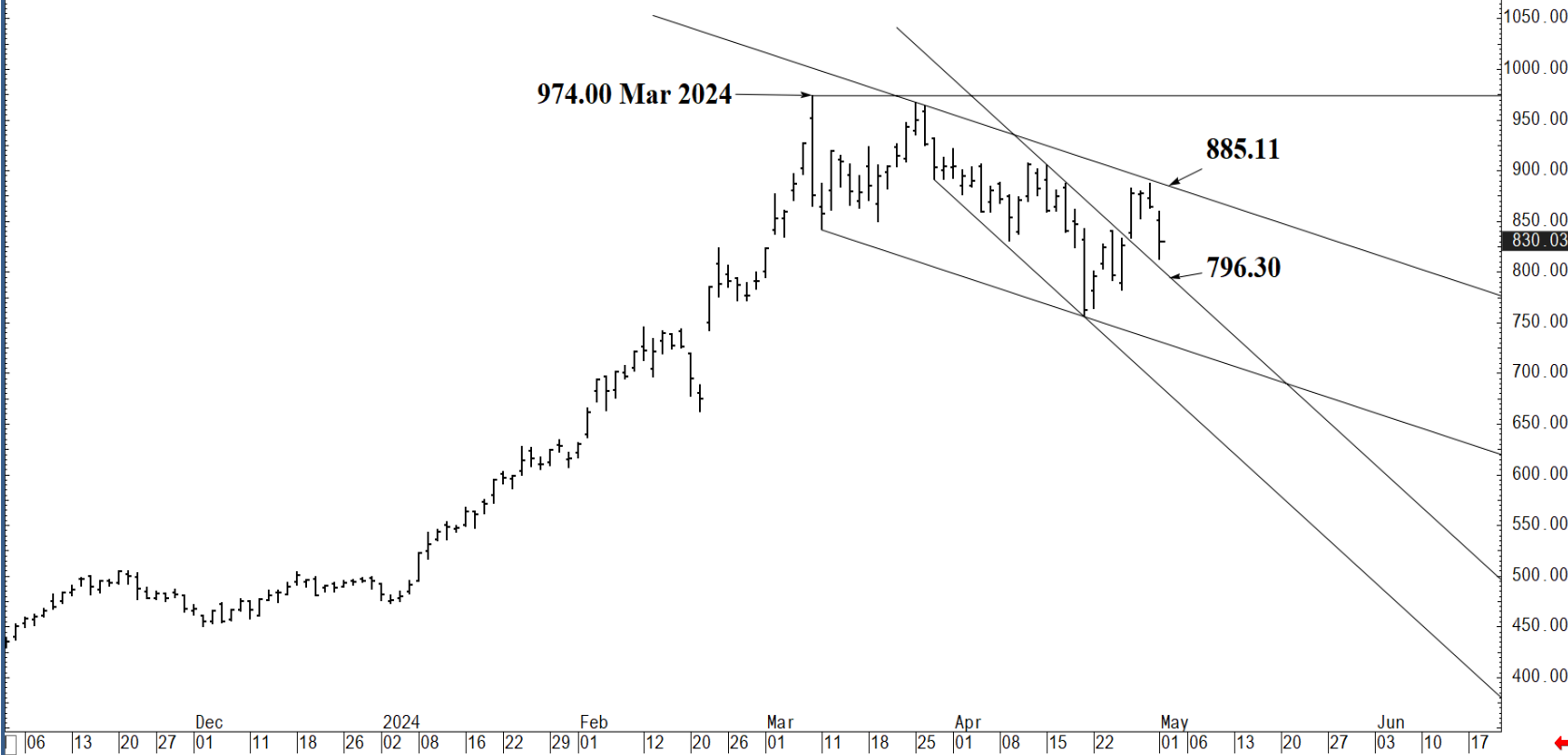
Nov 01 06 13 20 27 01 11 18 26 2024 02 08 16 22 29 01 12 20 26 01 11 18 25 01 08 15 22 01 06 13 20 27 03 10

CGI Inc. © 2024 All rights reserved worldwide. <http://www.cqg.com> S.NVDA - NVIDIA Corp, Daily | Wed May 01 2024 14:06:42, CQG 23.12.8032



O= 850.77
 H= 860.00
 L= 812.54
 C= 830.03
 Δ= -33.99

NVIDIA Corp. (NVDA) - daily bar chart



Support and Resistance

- 974.00 * session containment**
- 961.18 * minor
- 950.02 * minor
- 935.10 * minor
- 907.38 * minor
- 885.11 *** weekly containment UP**
- 874.91 * minor
- 860.00 * intra-day containment
- 850.37 * minor
- 837.72 * minor
- 814.94 * minor
- 830.03**
- 796.30 * session containment**
- 788.44 * minor
- 777.50 * minor
- 762.00 * session containment**



O= 850.77
 H= 860.00
 L= 812.54
 L= 830.03
 Δ= -33.99

NVIDIA Corp. (NVDA) - daily bar chart



Support and Resistance

- 974.00** * session containment
- 961.18 * minor
- 950.02 * minor
- 935.10 * minor
- 907.38 * minor
- 885.11** *** weekly containment UP
- 874.91 * minor
- 860.00 * intra-day containment
- 850.37 * minor
- 837.72 * minor
- 814.94 * minor
- 796.30** * session containment
- 788.44 * minor
- 777.50 * minor
- 762.00** * session containment

