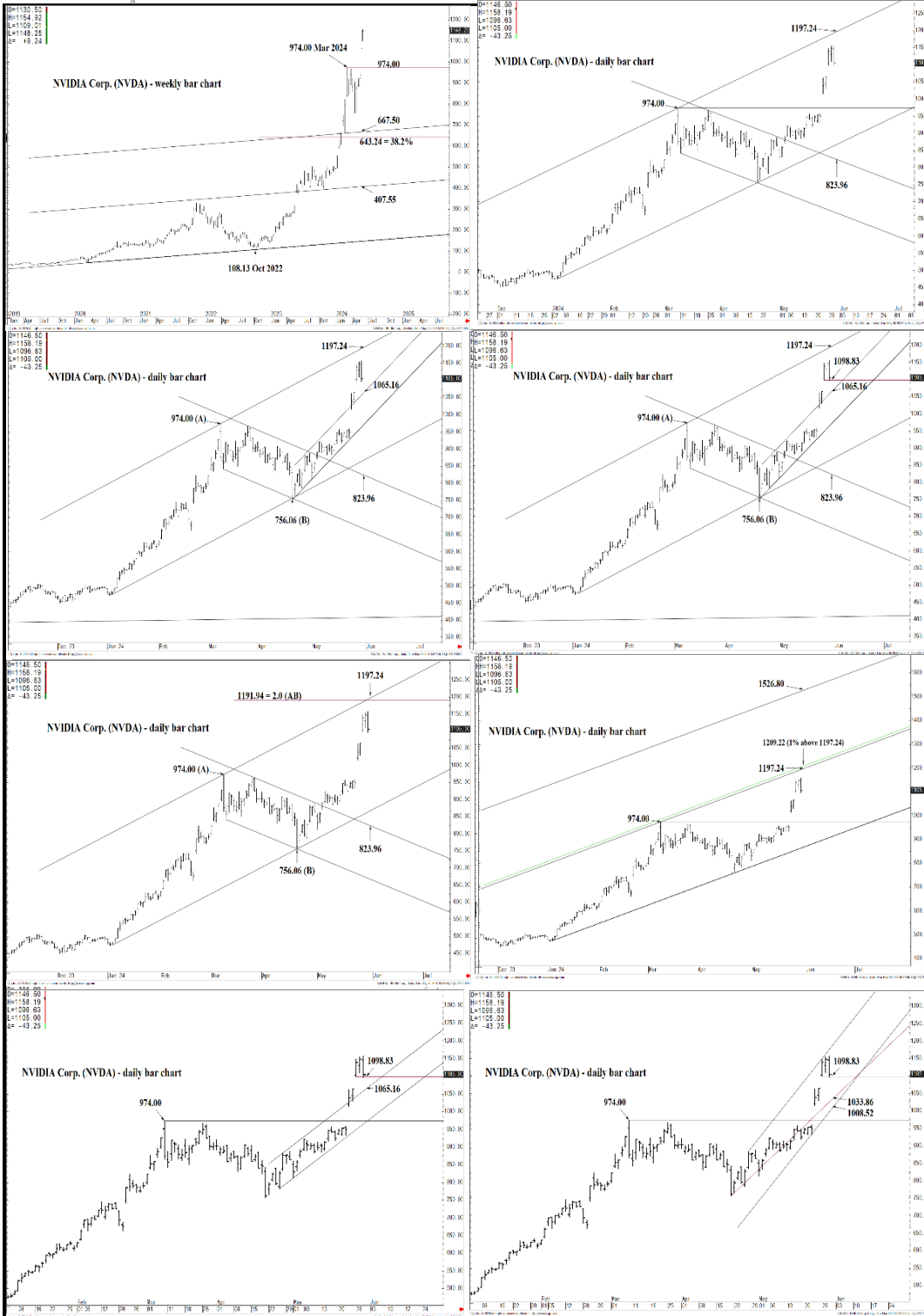




WICKED STOCKS

DIRECTIONAL CLARITY FOR THE ACTIVE INVESTOR

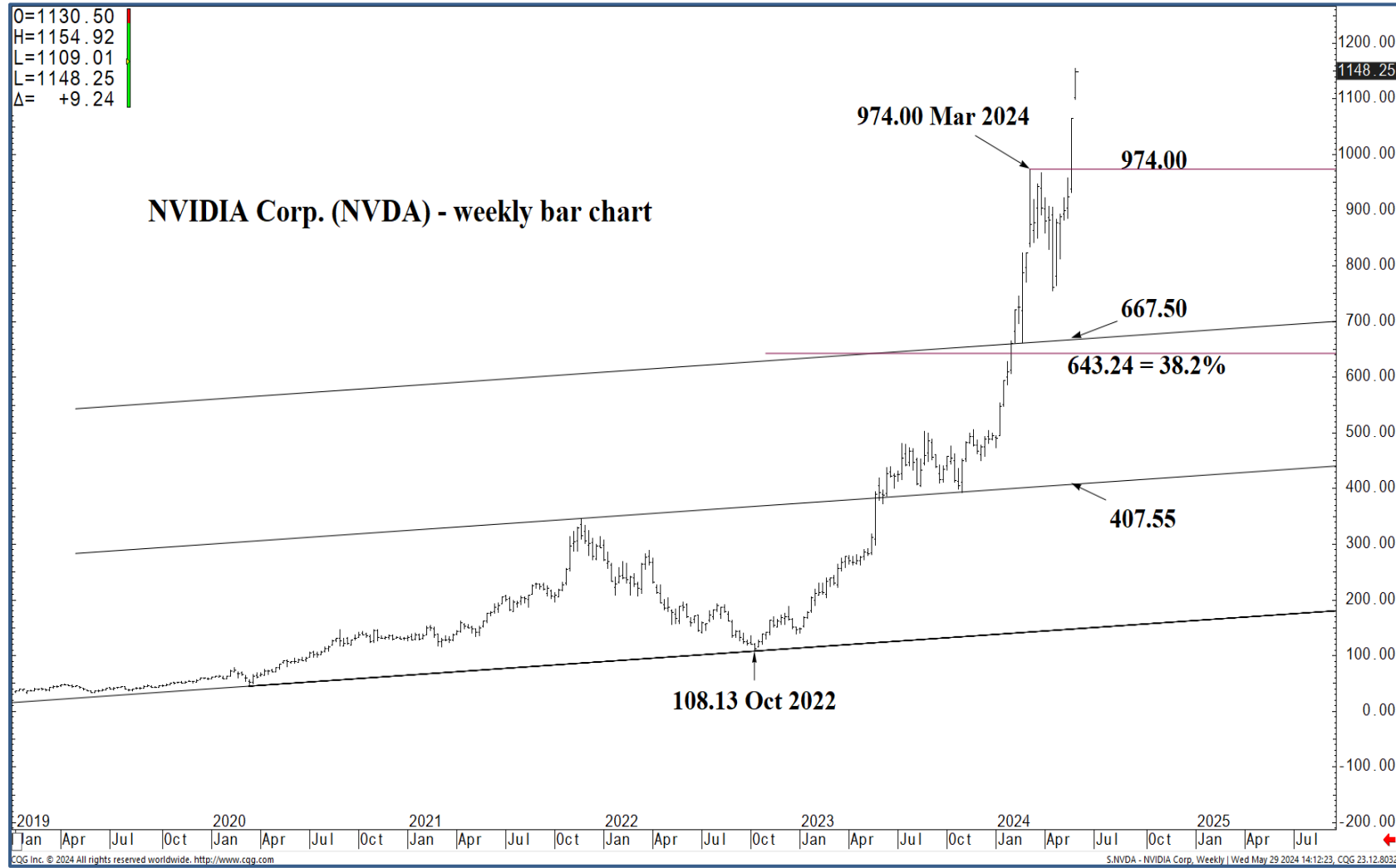


Support and Resistance

- 1197.24 ***** Annual contain**
- 1191.94 ***** Annual contain**
- 1168.25 * minor
- 1158.19 * minor
- 1148.25 * intra-day containment
- 1130.50 * minor
- 1121.62 * minor
- 1108.69 * minor
- 1098.83 * session containment DP**
- 1082.97 * minor
- 1072.67 * minor
- 1065.16 * intra-day containment
- 1055.50 * minor
- 1042.75 * minor
- 1033.86 ***** multi-week contain**
- 1008.52 ***** multi-week contain**
- 994.14 * minor
- 983.17 * minor
- 974.00 * minor
- 960.90 *** weekly containment**

O=1130.50
 H=1154.92
 L=1109.01
 C=1148.25
 Δ= +9.24

NVIDIA Corp. (NVDA) - weekly bar chart



Support and Resistance

- 1197.24 ***** Annual contain**
- 1191.94 ***** Annual contain**
- 1168.25 * minor
- 1158.19 * minor
- 1148.25 * intra-day containment
- 1130.50 * minor
- 1121.62 * minor
- 1108.69 * minor
- 1098.83 * session containment DP**
- 1082.97 * minor
- 1072.67 * minor
- 1065.16 * intra-day containment
- 1055.50 * minor
- 1042.75 * minor
- 1033.86 ***** multi-week contain**
- 1008.52 ***** multi-week contain**
- 994.14 * minor
- 983.17 * minor
- 974.00 * minor
- 960.90 *** weekly containment**

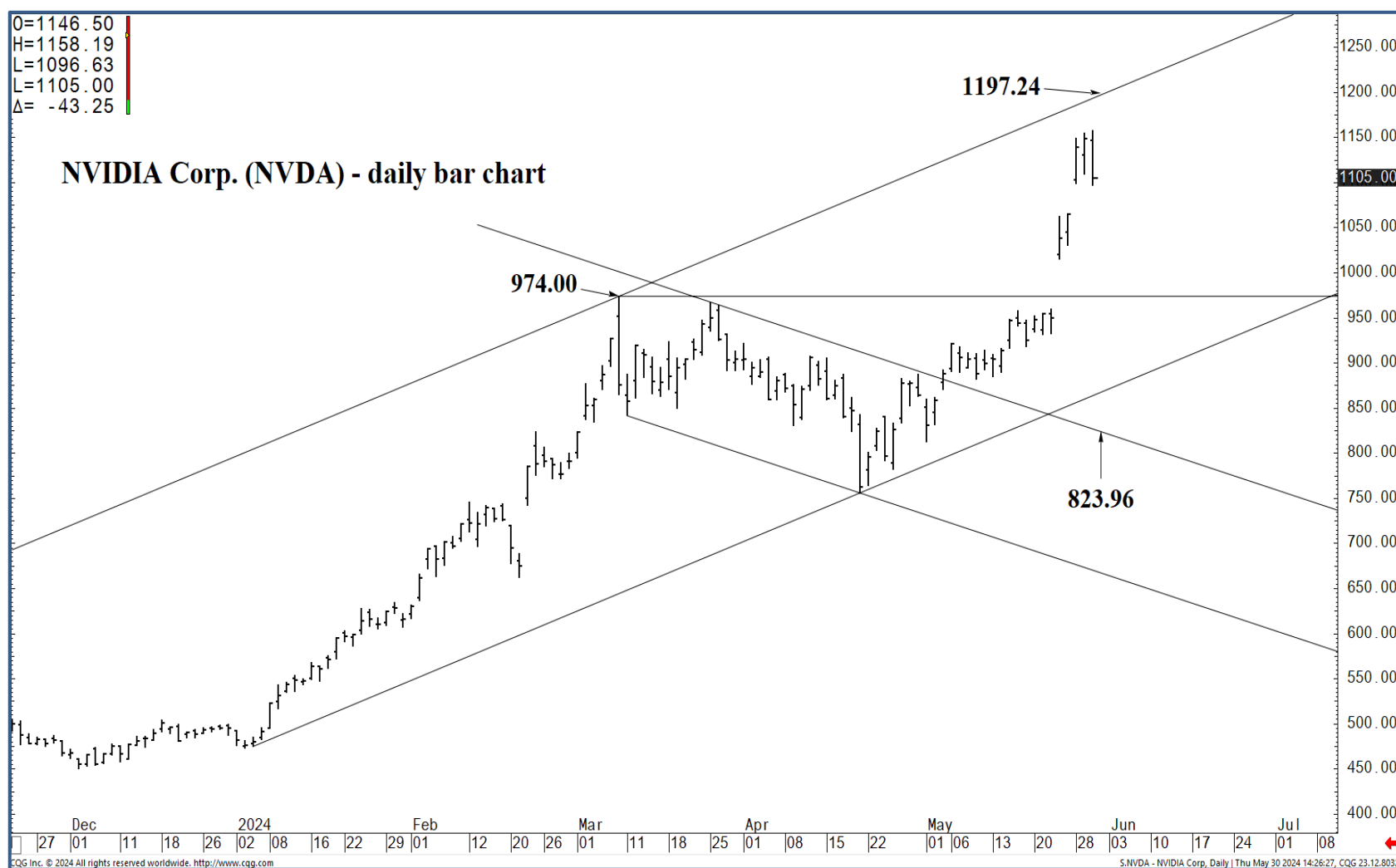
2019 Jan Apr Jul Oct 2020 Jan Apr Jul Oct 2021 Jan Apr Jul Oct 2022 Jan Apr Jul Oct 2023 Jan Apr Jul Oct 2024 Jan Apr Jul Oct 2025 Jan Apr Jul

CGG Inc. © 2024 All rights reserved worldwide. <http://www.cgg.com> S.NVDA - NVIDIA Corp, Weekly | Wed May 29 2024 14:12:23, CQG 23.12.8032



O=1146.50
 H=1158.19
 L=1096.63
 C=1105.00
 Δ= -43.25

NVIDIA Corp. (NVDA) - daily bar chart



Dec 27 01 11 18 26 2024 02 08 16 22 29 01 12 20 26 01 11 18 25 01 08 15 22 01 06 13 20 28 03 10 17 24 01 08

CGG Inc. © 2024 All rights reserved worldwide. <http://www.cgg.com> S.NVDA - NVIDIA Corp, Daily | Thu May 30 2024 14:26:27, CQG 23.12.8032

Support and Resistance

- 1197.24 ***** Annual contain**
- 1191.94 ***** Annual contain**
- 1168.25 * minor
- 1105.00**
- 1158.19 * minor
- 1148.25 * intra-day containment
- 1130.50 * minor
- 1121.62 * minor
- 1108.69 * minor
- 1098.83 * session containment DP**
- 1082.97 * minor
- 1072.67 * minor
- 1065.16 * intra-day containment
- 1055.50 * minor
- 1042.75 * minor
- 1033.86 ***** multi-week contain**
- 1008.52 ***** multi-week contain**
- 994.14 * minor
- 983.17 * minor
- 974.00 * minor
- 960.90 *** weekly containment**



WICKED STOCKS

O=1146.50
 H=1158.19
 L=1096.63
 C=1105.00
 Δ= -43.25

NVIDIA Corp. (NVDA) - daily bar chart



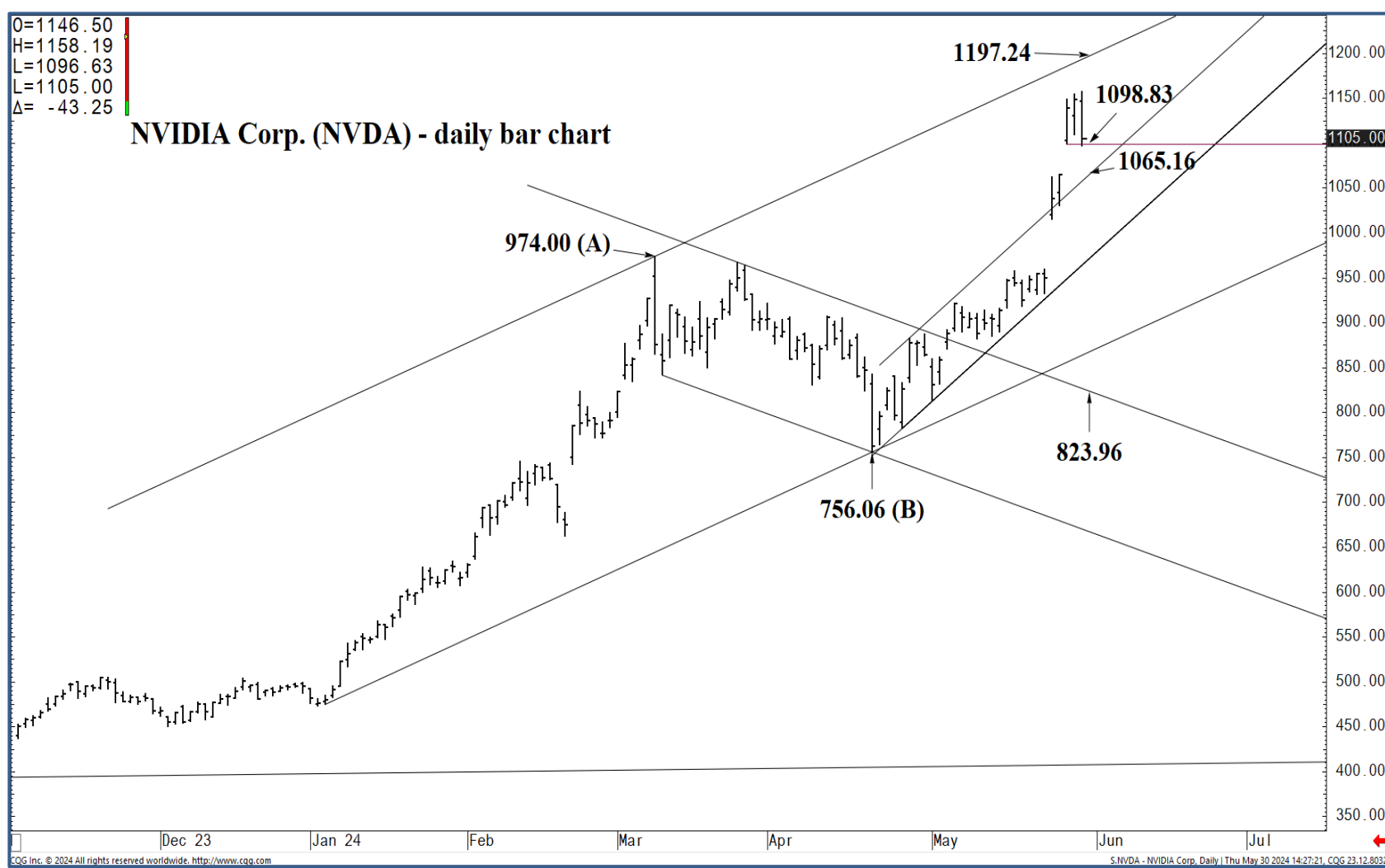
Support and Resistance

- 1197.24 ***** Annual contain**
- 1191.94 ***** Annual contain**
- 1105.00**
- 1168.25 * minor
- 1158.19 * minor
- 1148.25 * intra-day containment
- 1130.50 * minor
- 1121.62 * minor
- 1108.69 * minor
- 1098.83 * session containment DP**
- 1082.97 * minor
- 1072.67 * minor
- 1065.16 * intra-day containment
- 1055.50 * minor
- 1042.75 * minor
- 1033.86 ***** multi-week contain**
- 1008.52 ***** multi-week contain**
- 994.14 * minor
- 983.17 * minor
- 974.00 * minor
- 960.90 *** weekly containment**



O=1146.50
 H=1158.19
 L=1096.63
 L=1105.00
 Δ= -43.25

NVIDIA Corp. (NVDA) - daily bar chart



Support and Resistance

- 1197.24 ***** Annual contain**
- 1191.94 ***** Annual contain**
- 1168.25 * minor
- 1158.19 * minor
- 1148.25 * intra-day containment
- 1130.50 * minor
- 1121.62 * minor
- 1108.69 * minor
- 1098.83 * session containment DP**
- 1082.97 * minor
- 1072.67 * minor
- 1065.16 * intra-day containment
- 1055.50 * minor
- 1042.75 * minor
- 1033.86 ***** multi-week contain**
- 1008.52 ***** multi-week contain**
- 994.14 * minor
- 983.17 * minor
- 974.00 * minor
- 960.90 *** weekly containment**

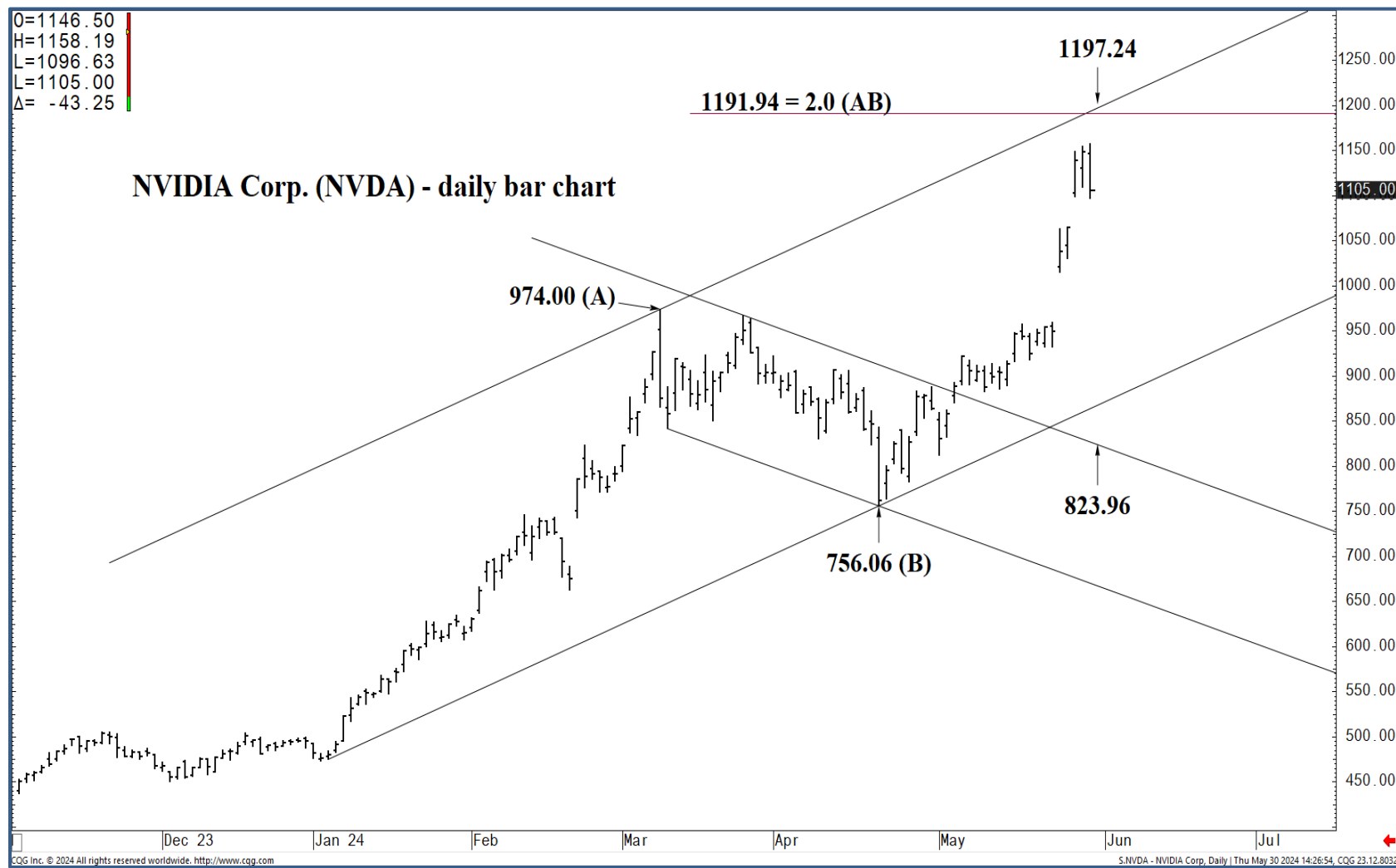
Dec 23 | Jan 24 | Feb | Mar | Apr | May | Jun | Jul

CGG Inc. © 2024 All rights reserved worldwide. <http://www.cgg.com> S.NVDA - NVIDIA Corp. Daily | Thu May 30 2024 14:27:21, CQG 23.12.8032



O=1146.50
 H=1158.19
 L=1096.63
 L=1105.00
 Δ= -43.25

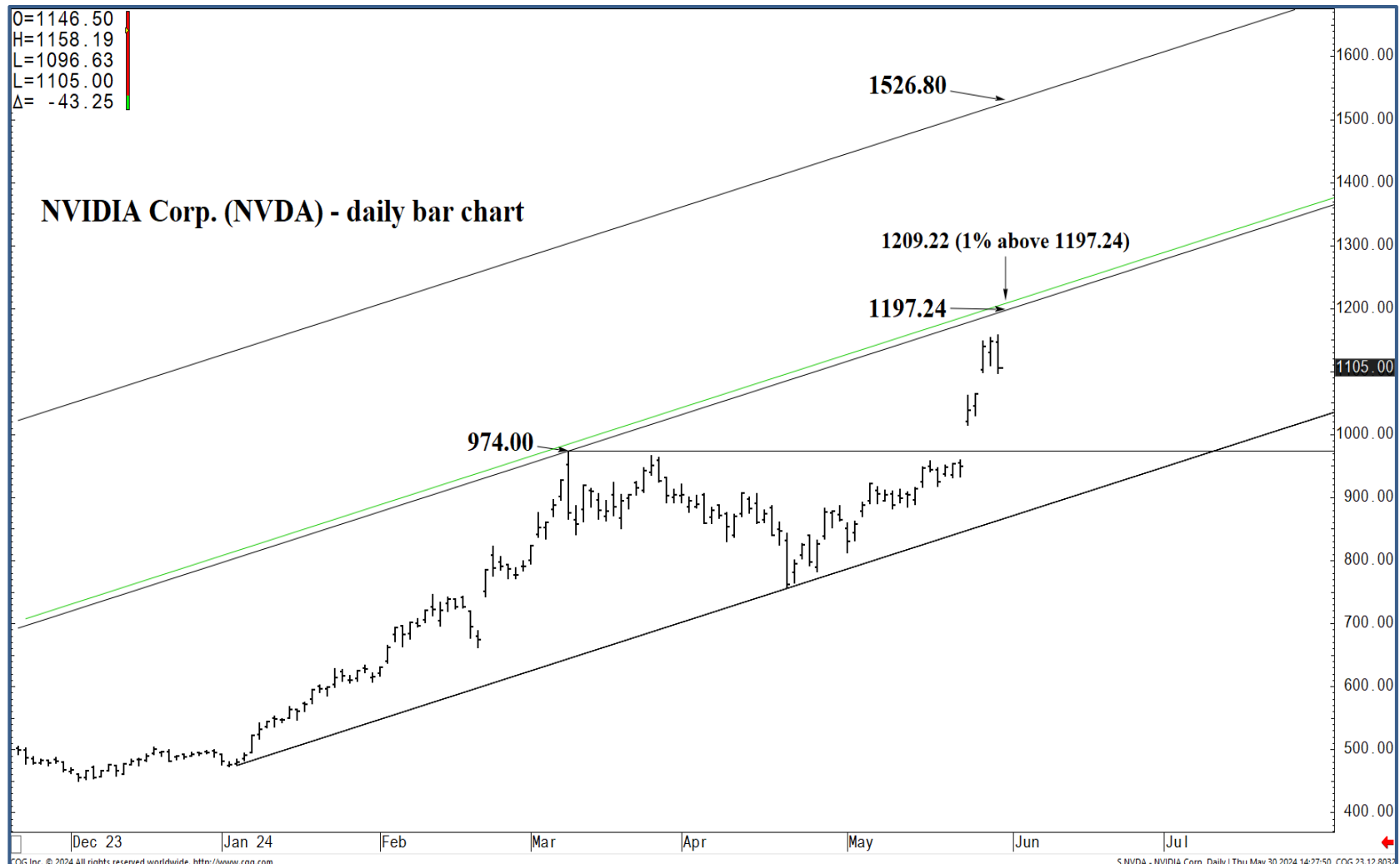
NVIDIA Corp. (NVDA) - daily bar chart



Support and Resistance

- 1197.24 ***** Annual contain**
- 1191.94 ***** Annual contain**
- 1168.25 * minor
- 1158.19 * minor
- 1148.25 * intra-day containment
- 1130.50 * minor
- 1121.62 * minor
- 1108.69 * minor
- 1098.83 * session containment DP**
- 1082.97 * minor
- 1072.67 * minor
- 1065.16 * intra-day containment
- 1055.50 * minor
- 1042.75 * minor
- 1033.86 ***** multi-week contain**
- 1008.52 ***** multi-week contain**
- 994.14 * minor
- 983.17 * minor
- 974.00 * minor
- 960.90 *** weekly containment**





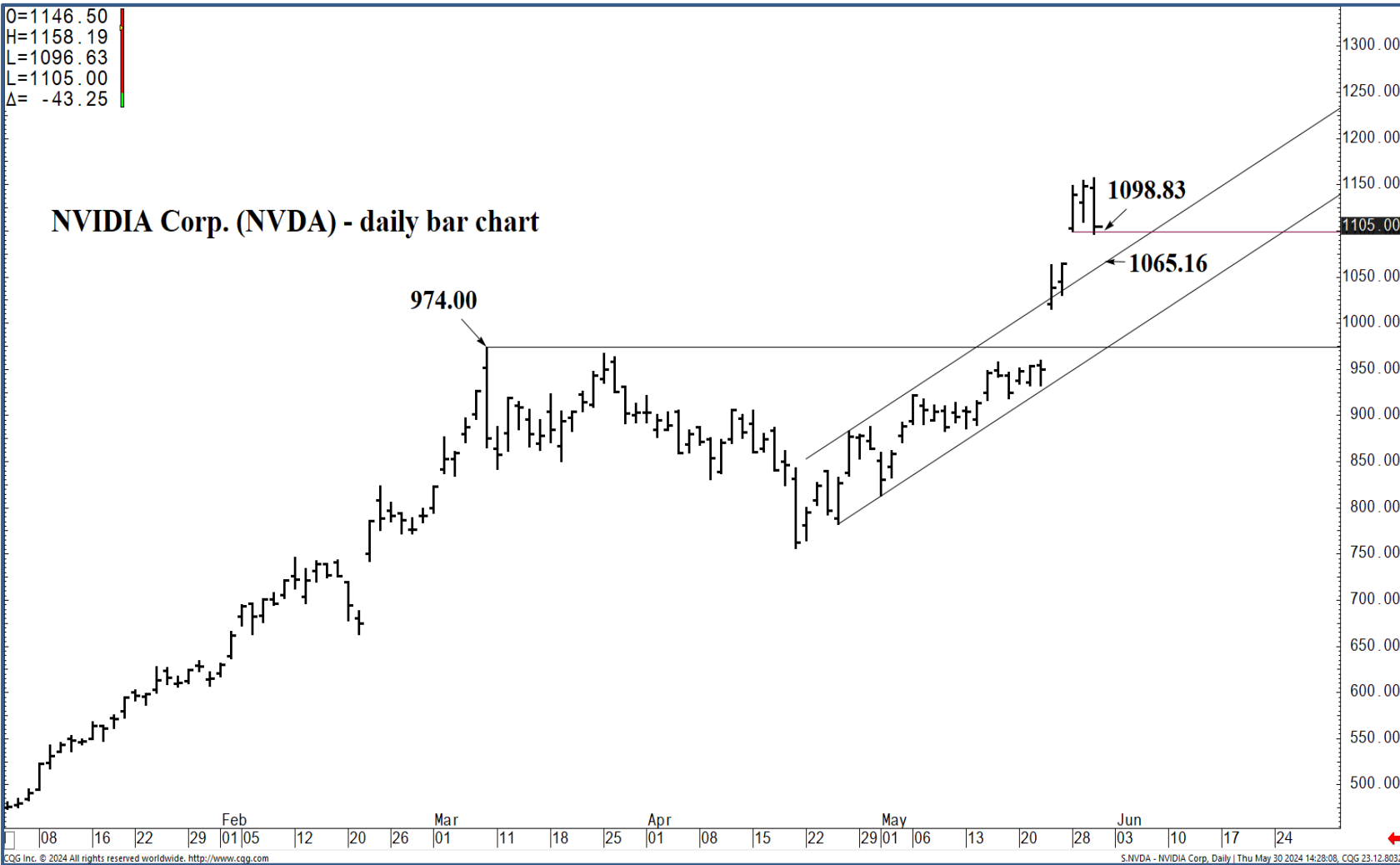
Support and Resistance

- 1197.24 ***** Annual contain**
- 1191.94 ***** Annual contain**
- 1168.25 * minor
- 1158.19 * minor
- 1148.25 * intra-day containment
- 1130.50 * minor
- 1121.62 * minor
- 1108.69 * minor
- 1098.83 * session containment DP**
- 1082.97 * minor
- 1072.67 * minor
- 1065.16 * intra-day containment
- 1055.50 * minor
- 1042.75 * minor
- 1033.86 ***** multi-week contain**
- 1008.52 ***** multi-week contain**
- 994.14 * minor
- 983.17 * minor
- 974.00 * minor
- 960.90 *** weekly containment**



O=1146.50
 H=1158.19
 L=1096.63
 L=1105.00
 Δ= -43.25

NVIDIA Corp. (NVDA) - daily bar chart



Support and Resistance

1197.24 *** Annual contain**
1191.94 *** Annual contain**

1168.25 * minor
 1158.19 * minor
 1148.25 * intra-day containment
 1130.50 * minor
 1121.62 * minor
 1108.69 * minor

1098.83 * session containment DP

1082.97 * minor
 1072.67 * minor
 1065.16 * intra-day containment
 1055.50 * minor
 1042.75 * minor

1033.86 *** multi-week contain**
1008.52 *** multi-week contain**

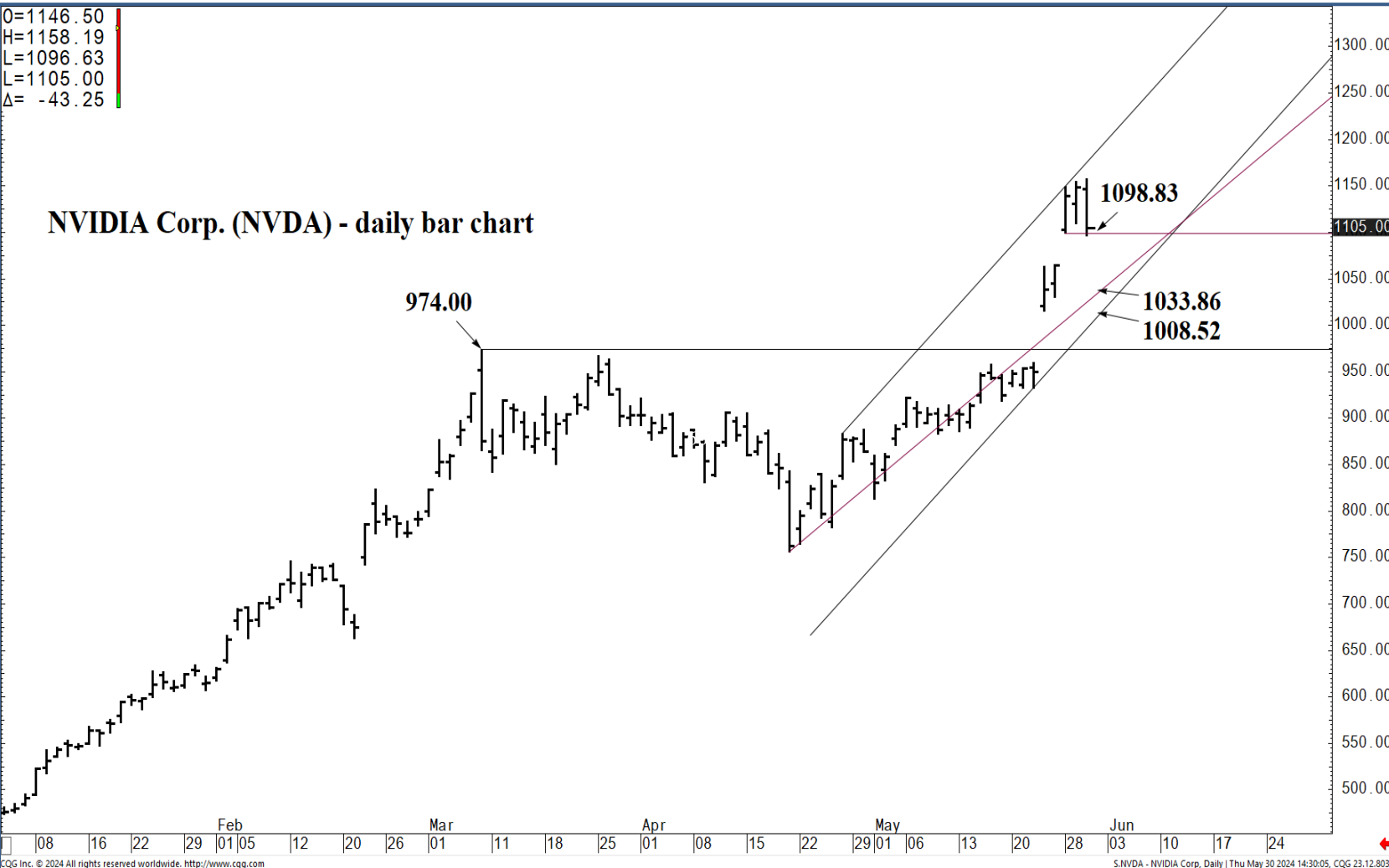
994.14 * minor
 983.17 * minor
 974.00 * minor

960.90 * weekly containment**



O=1146.50
 H=1158.19
 L=1096.63
 L=1105.00
 Δ= -43.25

NVIDIA Corp. (NVDA) - daily bar chart



Support and Resistance

- 1197.24 ***** Annual contain**
- 1191.94 ***** Annual contain**
- 1168.25 * minor
- 1158.19 * minor
- 1148.25 * intra-day containment
- 1130.50 * minor
- 1121.62 * minor
- 1108.69 * minor
- 1098.83 * session containment DP**
- 1082.97 * minor
- 1072.67 * minor
- 1065.16 * intra-day containment
- 1055.50 * minor
- 1042.75 * minor
- 1033.86 ***** multi-week contain**
- 1008.52 ***** multi-week contain**
- 994.14 * minor
- 983.17 * minor
- 974.00 * minor
- 960.90 *** weekly containment**

