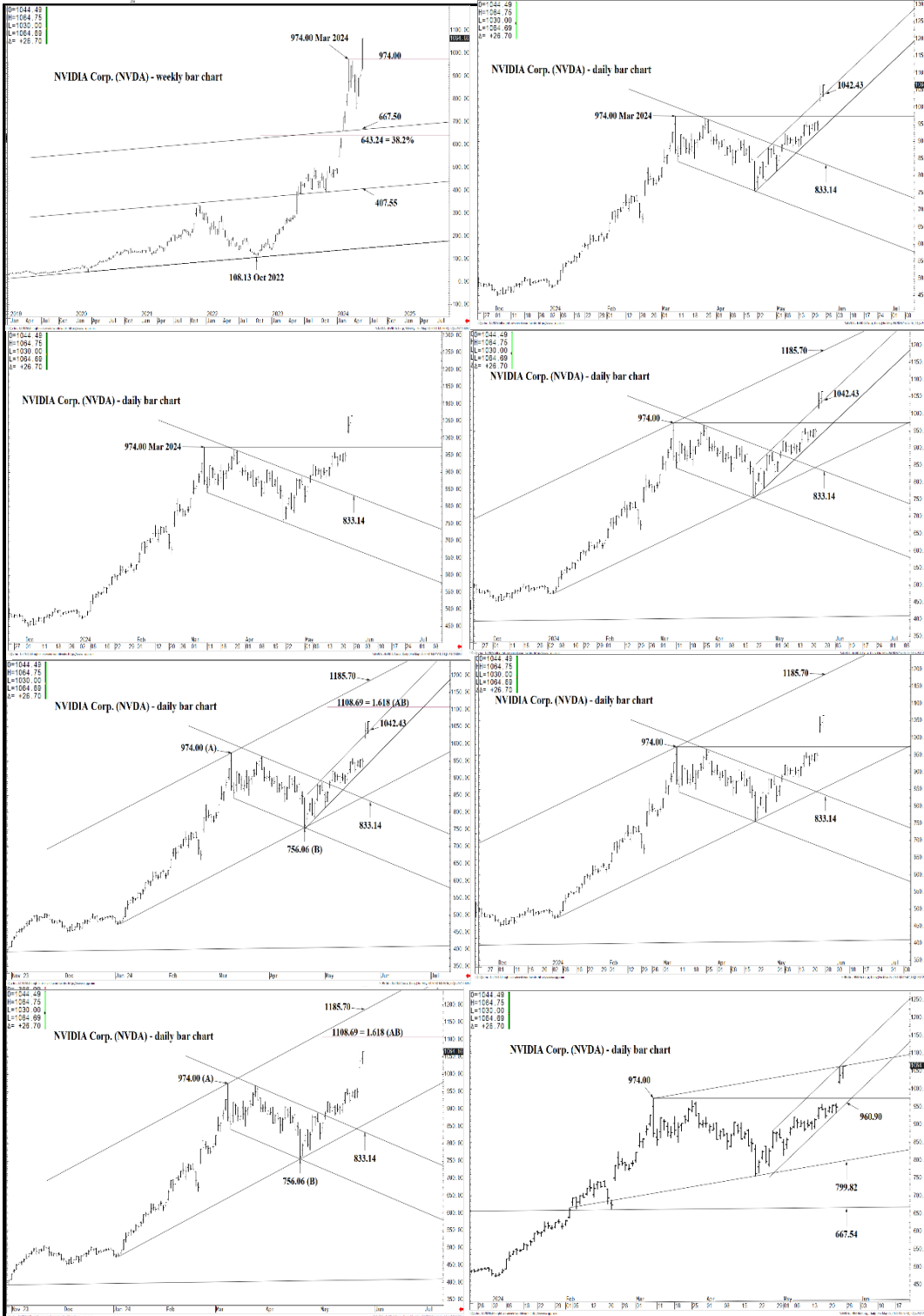




WICKED STOCKS

DIRECTIONAL CLARITY FOR THE ACTIVE INVESTOR



Support and Resistance

1108.69 * session containment

1082.97 * minor

1072.67 * minor

1057.25 * minor

1042.43 *** weekly contain UP

1015.20 * minor

994.14 * minor

980.67 * minor

974.00 * minor

960.90 *** weekly containment

945.87 * minor

933.78 * minor

909.63 * minor

880.97 * minor

873.39 * minor

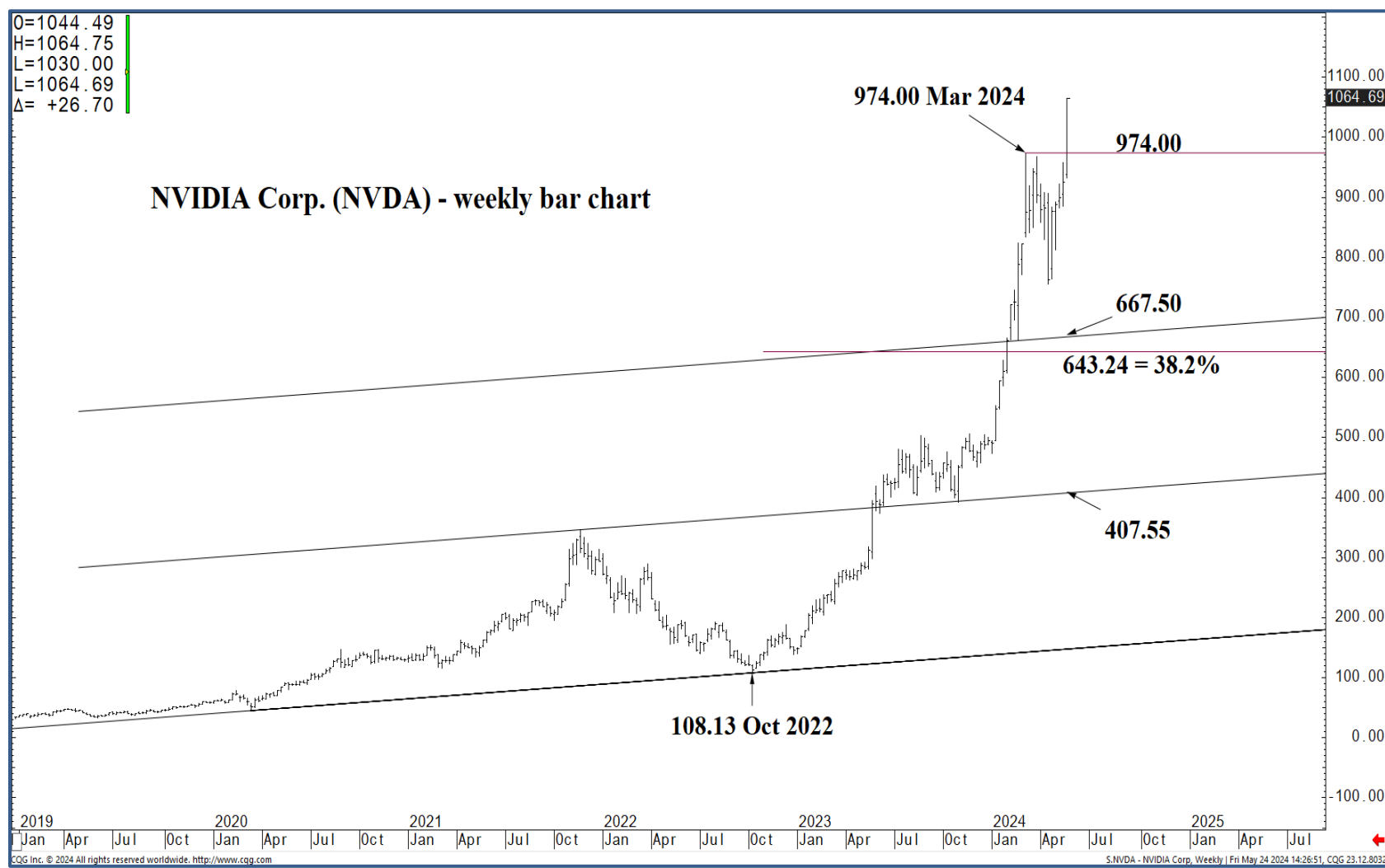
857.12 * minor

848.44 * minor

833.14 **** multi-wk contain DP

O=1044.49
 H=1064.75
 L=1030.00
 L=1064.69
 Δ= +26.70

NVIDIA Corp. (NVDA) - weekly bar chart



Support and Resistance

- 1108.69 *** session containment
- 1082.97 * minor
- 1072.67 * minor
- 1057.25 * minor
- 1042.43 ****** weekly contain UP
- 1015.20 * minor
- 994.14 * minor
- 980.67 * minor
- 974.00 * minor
- 960.90 ****** weekly containment
- 945.87 * minor
- 933.78 * minor
- 909.63 * minor
- 880.97 * minor
- 873.39 * minor
- 857.12 * minor
- 848.44 * minor
- 833.14 ****** multi-wk contain DP

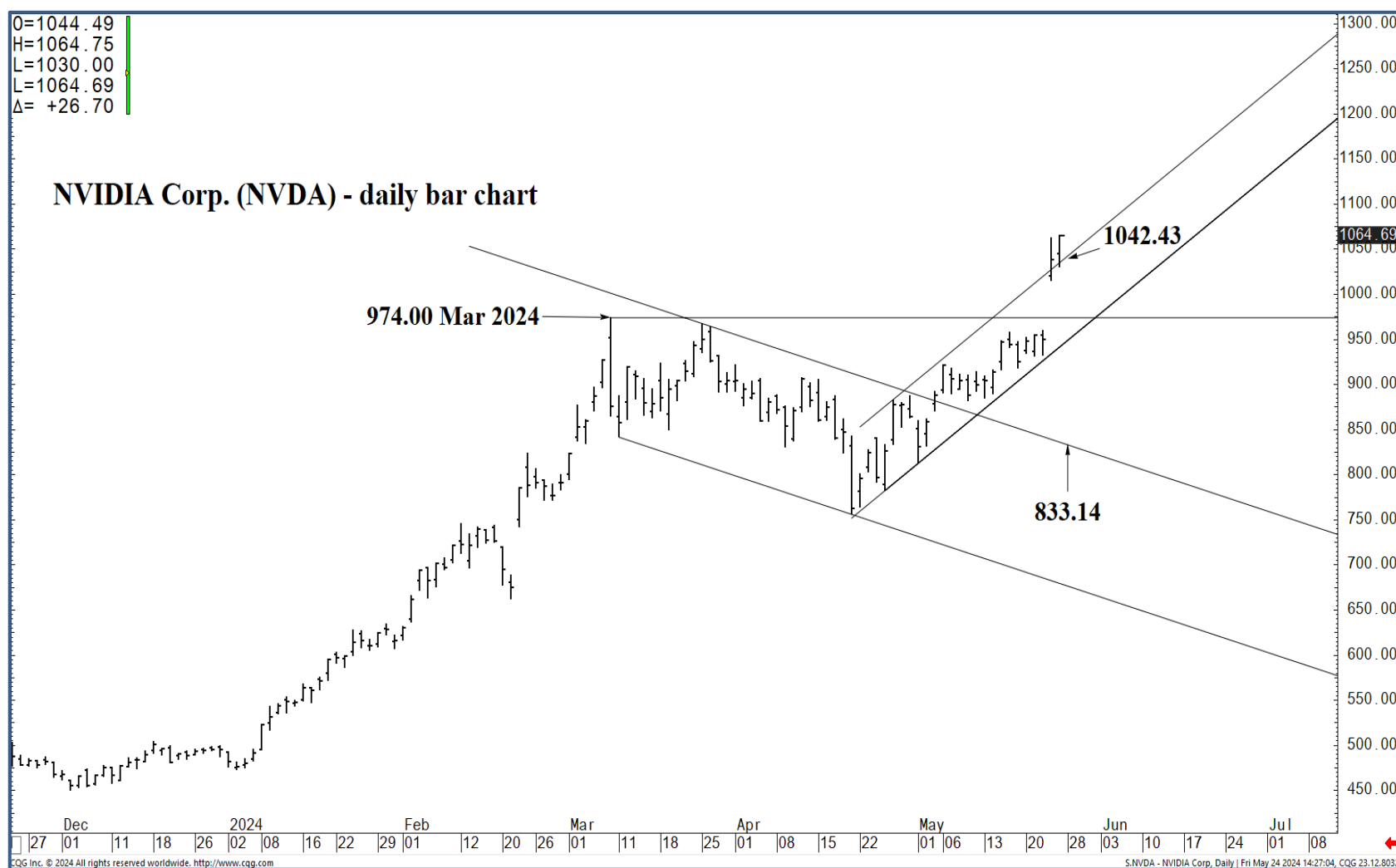
2019 Jan Apr Jul Oct 2020 Jan Apr Jul Oct 2021 Jan Apr Jul Oct 2022 Jan Apr Jul Oct 2023 Jan Apr Jul Oct 2024 Jan Apr Jul Oct 2025 Jan Apr Jul

CGG Inc. © 2024 All rights reserved worldwide. <http://www.cgg.com> S.NVDA - NVIDIA Corp, Weekly | Fri May 24 2024 14:26:51, CQG 23.12.8032



O=1044.49
 H=1064.75
 L=1030.00
 L=1064.69
 Δ= +26.70

NVIDIA Corp. (NVDA) - daily bar chart



Support and Resistance

- 1108.69 * session containment**
- 1082.97 * minor
- 1072.67 * minor
- 1057.25 * minor
- 1042.43 *** weekly contain UP**
- 1015.20 * minor
- 994.14 * minor
- 980.67 * minor
- 974.00 * minor
- 960.90 *** weekly containment**
- 945.87 * minor
- 933.78 * minor
- 909.63 * minor
- 880.97 * minor
- 873.39 * minor
- 857.12 * minor
- 848.44 * minor
- 833.14 **** multi-wk contain DP**

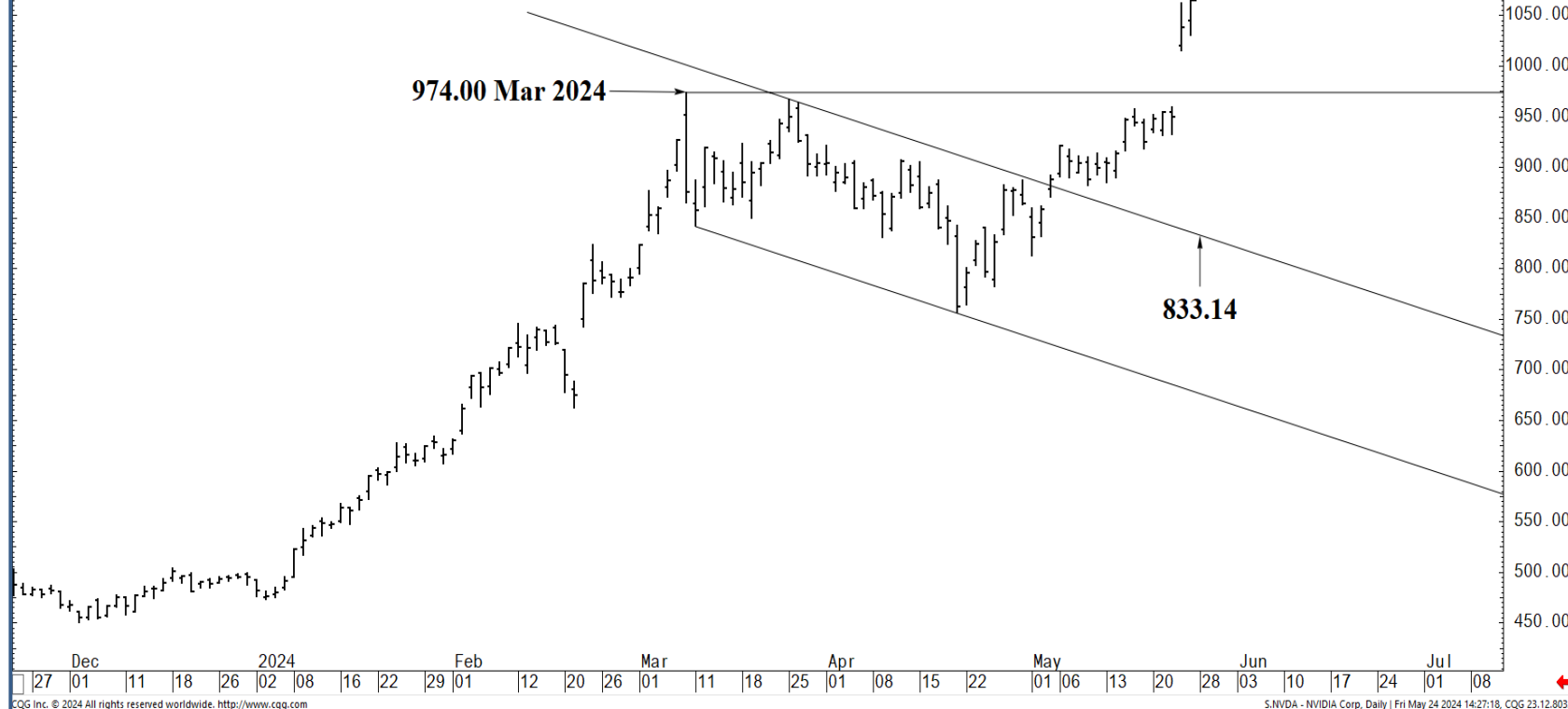
Dec 27 01 11 18 26 2024 02 08 16 22 29 Feb 01 12 20 26 Mar 01 11 18 25 Apr 01 08 15 22 May 01 06 13 20 28 Jun 03 10 17 24 Jul 01 08

CGG Inc. © 2024 All rights reserved worldwide. <http://www.cgg.com> S.NVDA - NVIDIA Corp. Daily | Fri May 24 2024 14:27:04, CQG 23.12.8032



O=1044.49
 H=1064.75
 L=1030.00
 L=1064.69
 Δ= +26.70

NVIDIA Corp. (NVDA) - daily bar chart



Support and Resistance

1108.69 * session containment

1082.97 * minor
 1072.67 * minor
 1057.25 * minor

1042.43 *** weekly contain UP

1015.20 * minor
 994.14 * minor
 980.67 * minor
 974.00 * minor

960.90 *** weekly containment

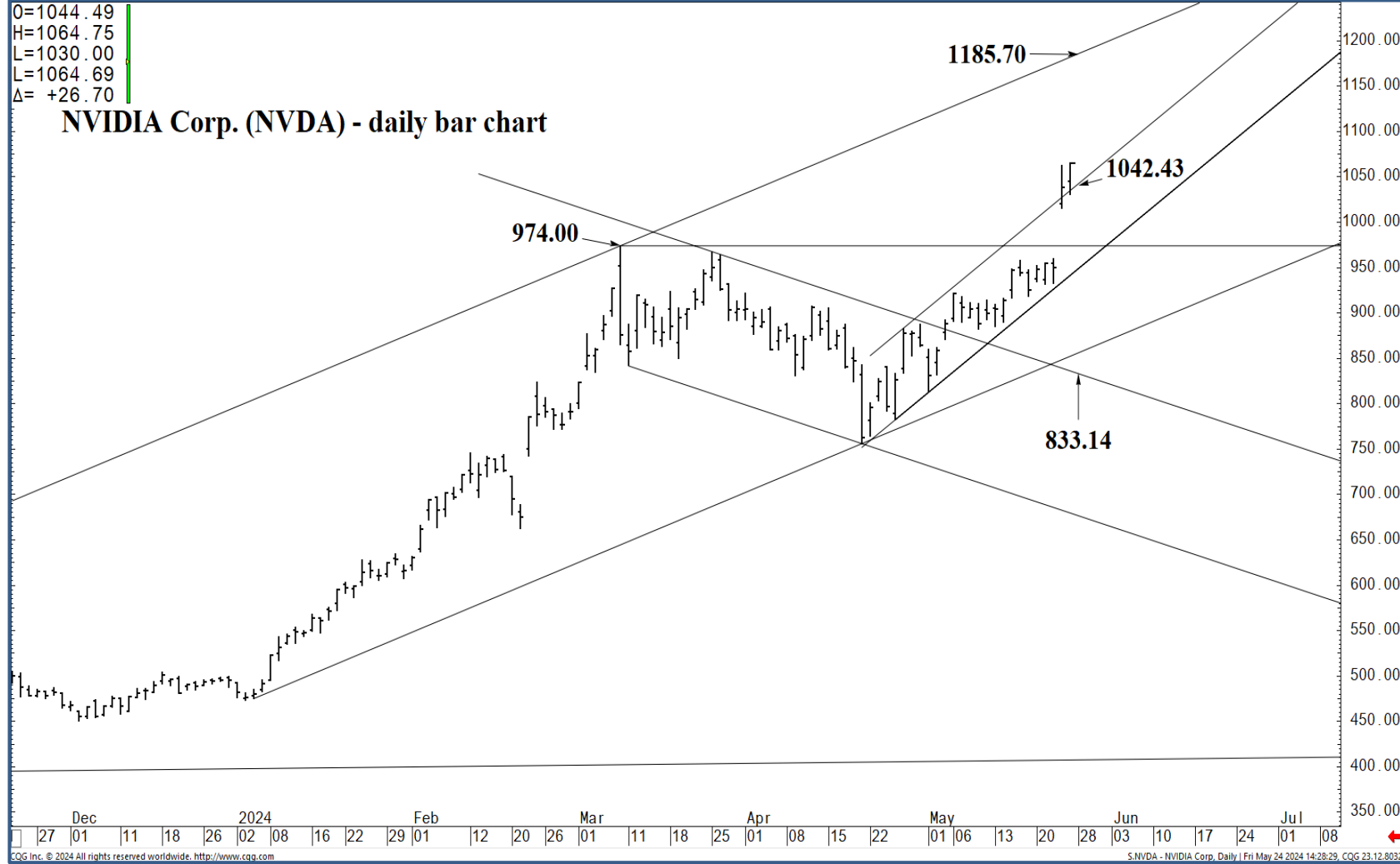
945.87 * minor
 933.78 * minor
 909.63 * minor
 880.97 * minor
 873.39 * minor
 857.12 * minor
 848.44 * minor

833.14 **** multi-wk contain DP



O=1044.49
 H=1064.75
 L=1030.00
 L=1064.69
 Δ= +26.70

NVIDIA Corp. (NVDA) - daily bar chart



Dec 27 01 11 18 26 2024 02 08 16 22 29 Feb 01 12 20 26 Mar 01 11 18 25 Apr 01 08 15 22 May 01 06 13 20 28 Jun 03 10 17 24 Jul 01 08

CGG Inc. © 2024 All rights reserved worldwide. <http://www.cgg.com>

S:NVDA - NVIDIA Corp. Daily | Fri May 24 2024 14:28:29, CQG 23.12.8032

Support and Resistance

- 1108.69** * session containment
- 1082.97 * minor
- 1072.67 * minor
- 1057.25 * minor
- 1042.43** *** weekly contain UP
- 1015.20 * minor
- 994.14 * minor
- 980.67 * minor
- 974.00 * minor
- 960.90** *** weekly containment
- 945.87 * minor
- 933.78 * minor
- 909.63 * minor
- 880.97 * minor
- 873.39 * minor
- 857.12 * minor
- 848.44 * minor
- 833.14** **** multi-wk contain DP



O=1044.49
 H=1064.75
 L=1030.00
 L=1064.69
 Δ= +26.70

NVIDIA Corp. (NVDA) - daily bar chart



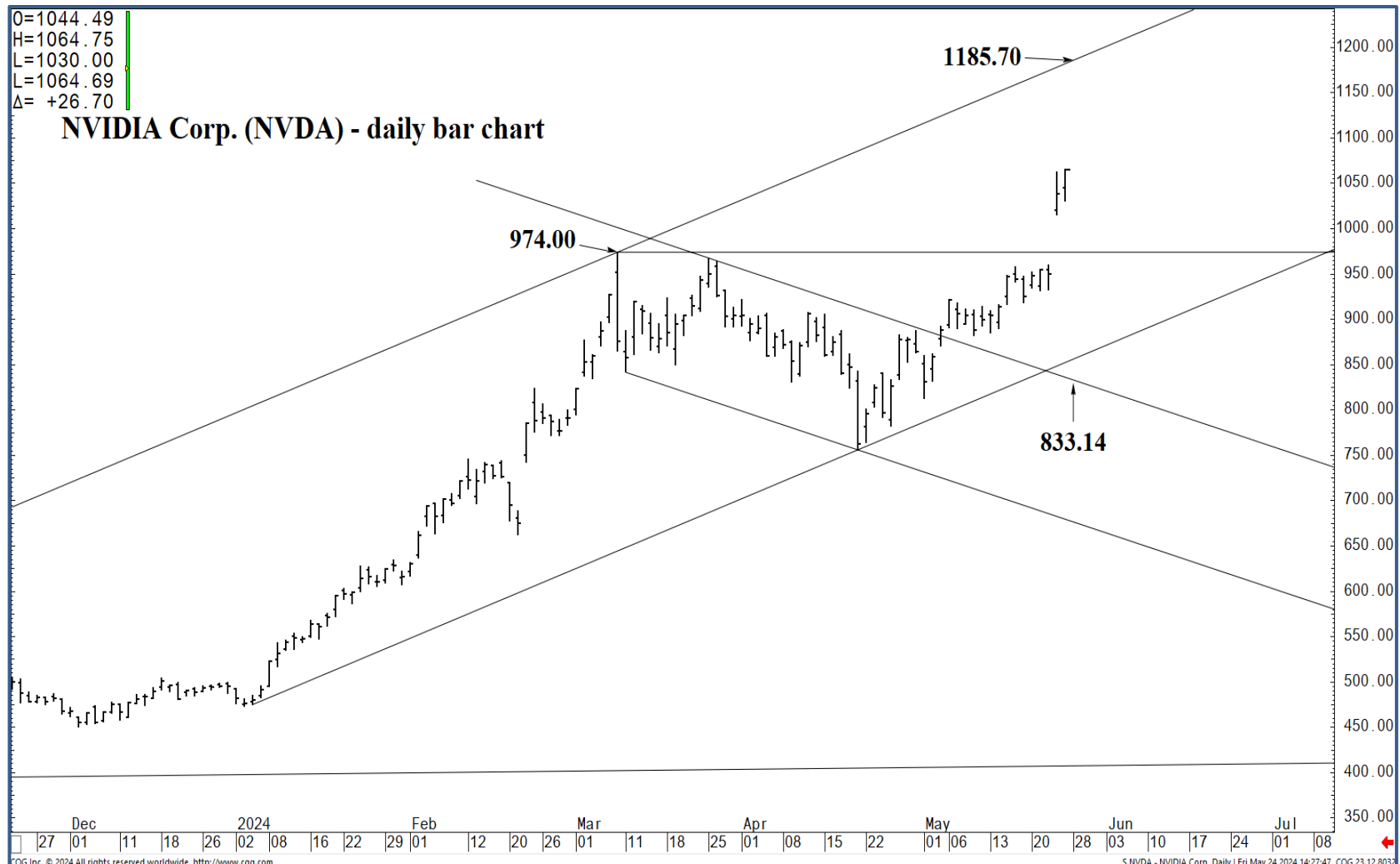
Support and Resistance

- 1108.69** * session containment
- 1082.97 * minor
- 1072.67 * minor
- 1057.25 * minor
- 1042.43** *** weekly contain UP
- 1015.20 * minor
- 994.14 * minor
- 980.67 * minor
- 974.00 * minor
- 960.90** *** weekly containment
- 945.87 * minor
- 933.78 * minor
- 909.63 * minor
- 880.97 * minor
- 873.39 * minor
- 857.12 * minor
- 848.44 * minor
- 833.14** **** multi-wk contain DP

Nov 23 | Dec | Jan 24 | Feb | Mar | Apr | May | Jun | Jul ▲

CGG Inc. © 2024 All rights reserved worldwide. <http://www.cgg.com> S.NVDA - NVIDIA Corp, Daily | Fri May 24 2024 14:28:16, CQG 23.12.8032





Support and Resistance

- 1108.69 * session containment**
- 1082.97 * minor
- 1072.67 * minor
- 1057.25 * minor
- 1042.43 *** weekly contain UP**
- 1015.20 * minor
- 994.14 * minor
- 980.67 * minor
- 974.00 * minor
- 960.90 *** weekly containment**
- 945.87 * minor
- 933.78 * minor
- 909.63 * minor
- 880.97 * minor
- 873.39 * minor
- 857.12 * minor
- 848.44 * minor
- 833.14 **** multi-wk contain DP**



O=1044.49
H=1064.75
L=1030.00
L=1064.69
Δ= +26.70

NVIDIA Corp. (NVDA) - daily bar chart



Support and Resistance

- 1108.69 * session containment**
- 1082.97 * minor
- 1072.67 * minor
- 1057.25 * minor
- 1064.69
- 1042.43 *** weekly contain UP**
- 1015.20 * minor
- 994.14 * minor
- 980.67 * minor
- 974.00 * minor
- 960.90 *** weekly containment**
- 945.87 * minor
- 933.78 * minor
- 909.63 * minor
- 880.97 * minor
- 873.39 * minor
- 857.12 * minor
- 848.44 * minor
- 833.14 **** multi-wk contain DP**

Nov 23 | Dec | Jan 24 | Feb | Mar | Apr | May | Jun | Jul

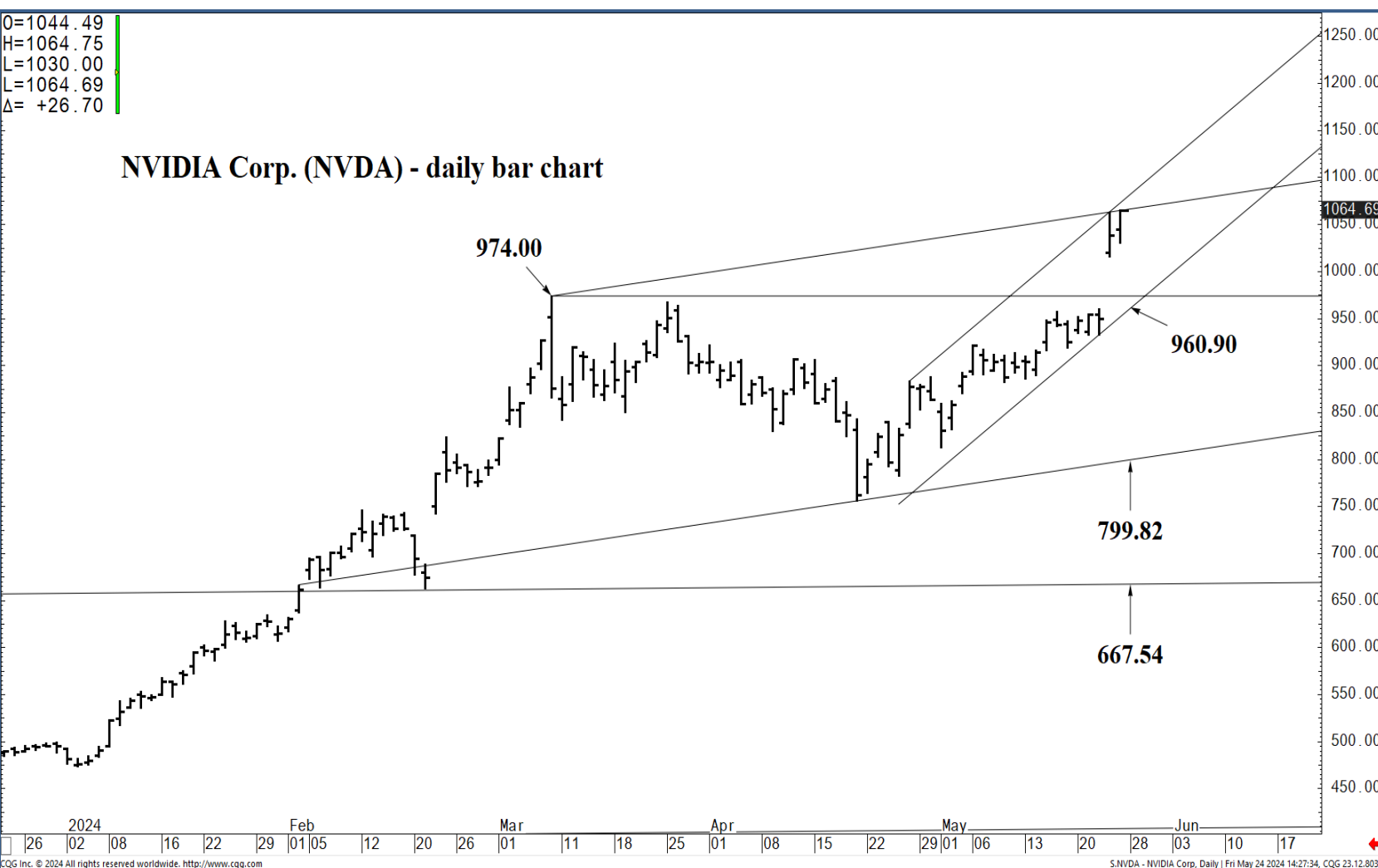
CGG Inc. © 2024 All rights reserved worldwide. <http://www.cgg.com>

S.NVDA - NVIDIA Corp. Daily | Fri May 24 2024 14:28:03 CQG 23.12.8032



O=1044.49
 H=1064.75
 L=1030.00
 L=1064.69
 Δ= +26.70

NVIDIA Corp. (NVDA) - daily bar chart



Support and Resistance

- 1108.69** * session containment
- 1082.97 * minor
- 1072.67 * minor
- 1057.25 * minor
- 1042.43** *** weekly contain UP
- 1015.20 * minor
- 994.14 * minor
- 980.67 * minor
- 974.00 * minor
- 960.90** *** weekly containment
- 945.87 * minor
- 933.78 * minor
- 909.63 * minor
- 880.97 * minor
- 873.39 * minor
- 857.12 * minor
- 848.44 * minor
- 833.14** **** multi-wk contain DP

2024
 26 | 02 | 08 | 16 | 22 | 29 | 01 | 05 | 12 | 20 | 26 | 01 | 11 | 18 | 25 | 01 | 08 | 15 | 22 | 29 | 01 | 06 | 13 | 20 | 28 | 03 | 10 | 17

CGG Inc. © 2024 All rights reserved worldwide. <http://www.cgg.com>

S:NVDA - NVIDIA Corp, Daily | Fri May 24 2024 14:27:34, CGG 23.12.8032

