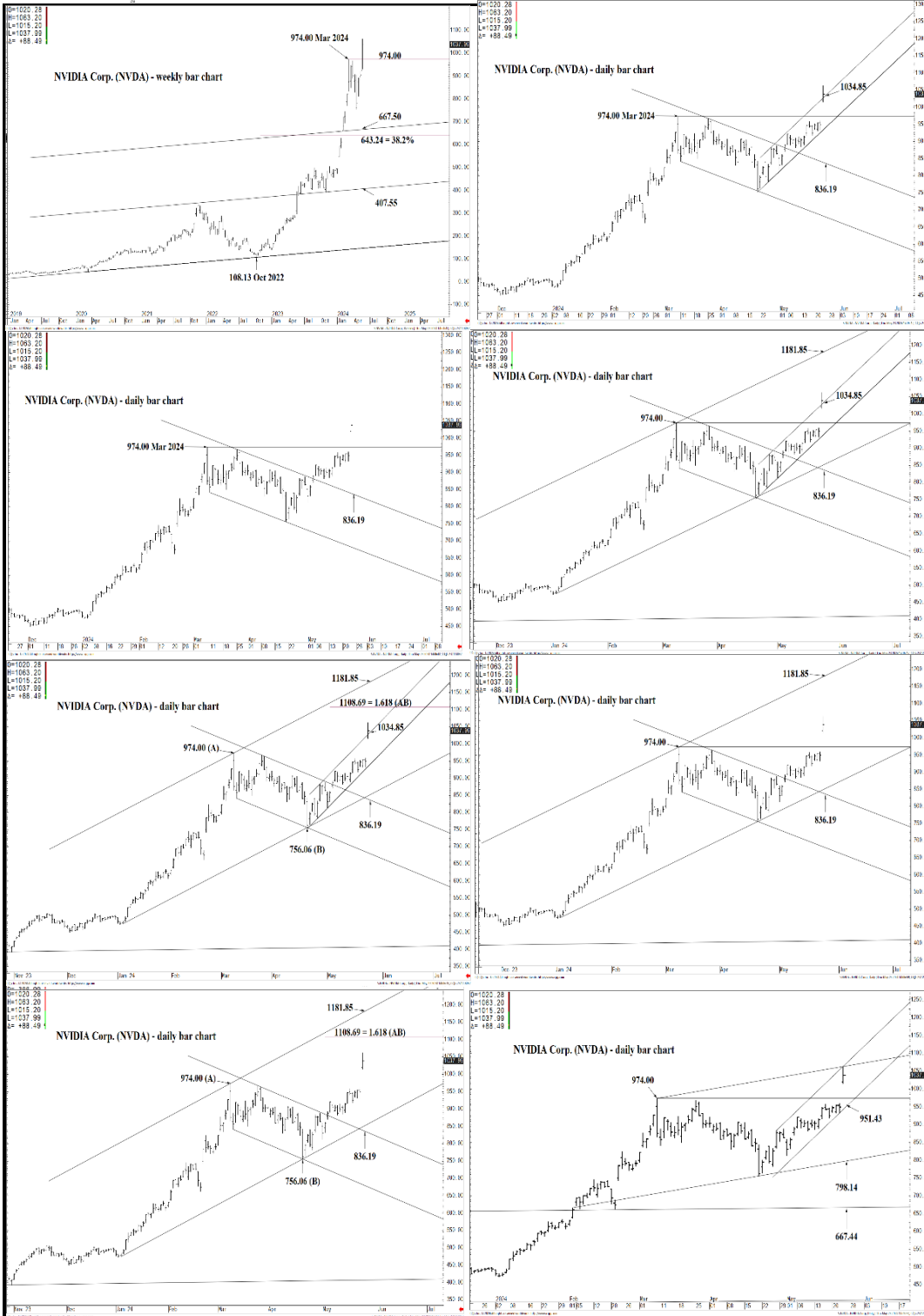




WICKED STOCKS

DIRECTIONAL CLARITY FOR THE ACTIVE INVESTOR



Support and Resistance

1108.69 * session containment

1082.97 * minor

1072.67 * minor

1057.25 * minor

1034.85 *** weekly contain UP

1015.20 * minor

994.14 * minor

980.67 * minor

974.00 * minor

951.43 *** weekly containment

945.87 * minor

933.78 * minor

909.63 * minor

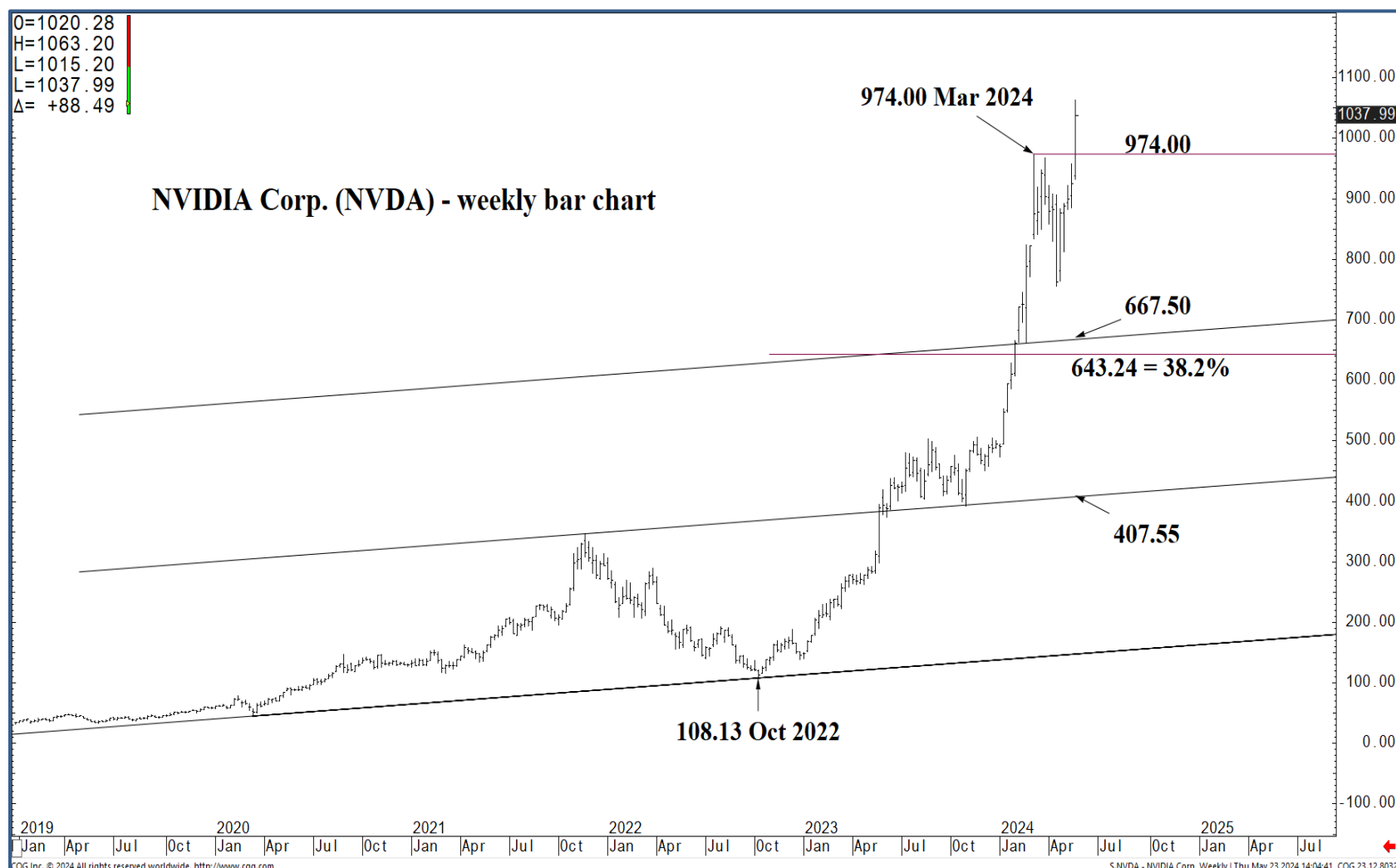
880.97 * minor

873.39 * minor

857.12 * minor

848.44 * minor

836.19 **** multi-wk contain DP



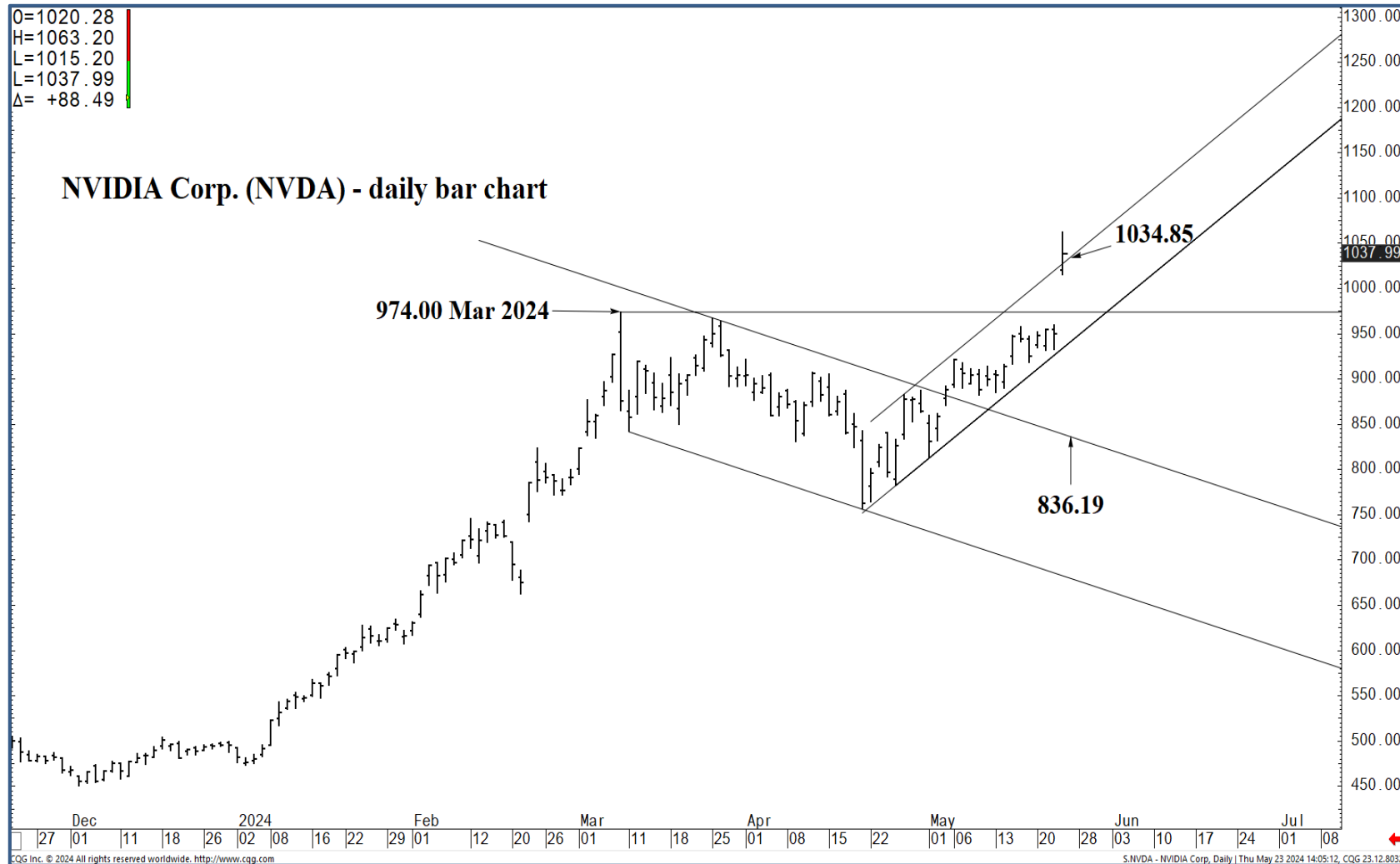
Support and Resistance

- 1108.69 * session containment**
- 1082.97 * minor
- 1072.67 * minor
- 1057.25 * minor
- 1034.85 *** weekly contain UP**
- 1015.20 * minor
- 994.14 * minor
- 980.67 * minor
- 974.00 * minor
- 951.43 *** weekly containment**
- 945.87 * minor
- 933.78 * minor
- 909.63 * minor
- 880.97 * minor
- 873.39 * minor
- 857.12 * minor
- 848.44 * minor
- 836.19 **** multi-wk contain DP**



O=1020.28
 H=1063.20
 L=1015.20
 L=1037.99
 Δ= +88.49

NVIDIA Corp. (NVDA) - daily bar chart



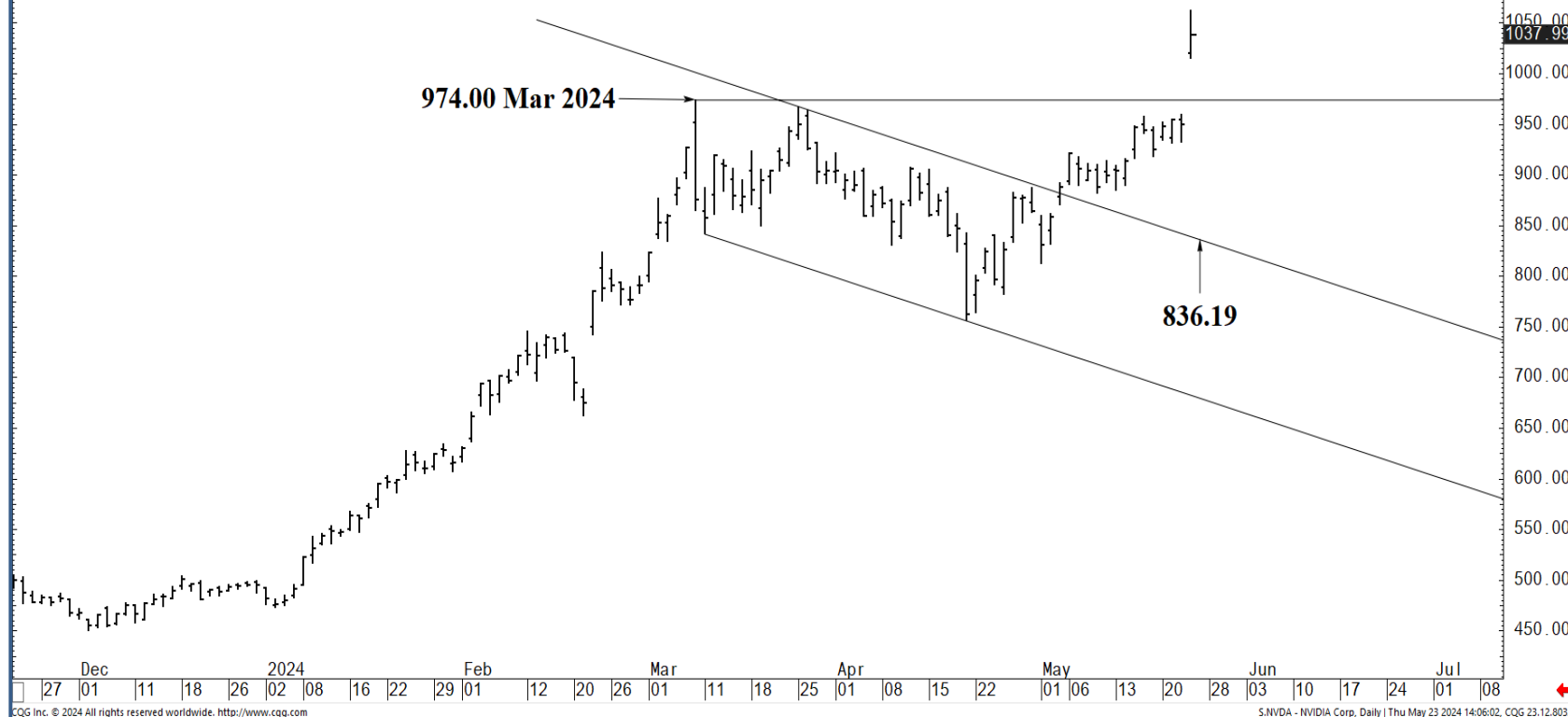
Support and Resistance

- 1108.69 * session containment**
- 1082.97 * minor
- 1072.67 * minor
- 1057.25 * minor
- 1034.85 *** weekly contain UP**
- 1015.20 * minor
- 994.14 * minor
- 980.67 * minor
- 974.00 * minor
- 951.43 *** weekly containment**
- 945.87 * minor
- 933.78 * minor
- 909.63 * minor
- 880.97 * minor
- 873.39 * minor
- 857.12 * minor
- 848.44 * minor
- 836.19 **** multi-wk contain DP**



O=1020.28
 H=1063.20
 L=1015.20
 L=1037.99
 Δ= +88.49

NVIDIA Corp. (NVDA) - daily bar chart



Support and Resistance

- 1108.69 * session containment**
- 1082.97 * minor
- 1072.67 * minor
- 1057.25 * minor
- 1034.85 *** weekly contain UP**
- 1015.20 * minor
- 994.14 * minor
- 980.67 * minor
- 974.00 * minor
- 951.43 *** weekly containment**
- 945.87 * minor
- 933.78 * minor
- 909.63 * minor
- 880.97 * minor
- 873.39 * minor
- 857.12 * minor
- 848.44 * minor
- 836.19 **** multi-wk contain DP**

Dec 27 01 11 18 26 2024 Feb 01 12 20 26 Mar 01 11 18 25 Apr 01 08 15 22 May 01 06 13 20 28 Jun 03 10 17 24 Jul 01 08

COG Inc. © 2024 All rights reserved worldwide. <http://www.cog.com> S.NVDA - NVIDIA Corp, Daily | Thu May 23 2024 14:06:02, COG 23.12.8032



O=1020.28
 H=1063.20
 L=1015.20
 L=1037.99
 Δ= +88.49

NVIDIA Corp. (NVDA) - daily bar chart



Support and Resistance

- 1108.69** * session containment
- 1082.97 * minor
- 1072.67 * minor
- 1057.25 * minor
- 1034.85** *** weekly contain UP
- 1015.20 * minor
- 994.14 * minor
- 980.67 * minor
- 974.00 * minor
- 951.43** *** weekly containment
- 945.87 * minor
- 933.78 * minor
- 909.63 * minor
- 880.97 * minor
- 873.39 * minor
- 857.12 * minor
- 848.44 * minor
- 836.19** **** multi-wk contain DP

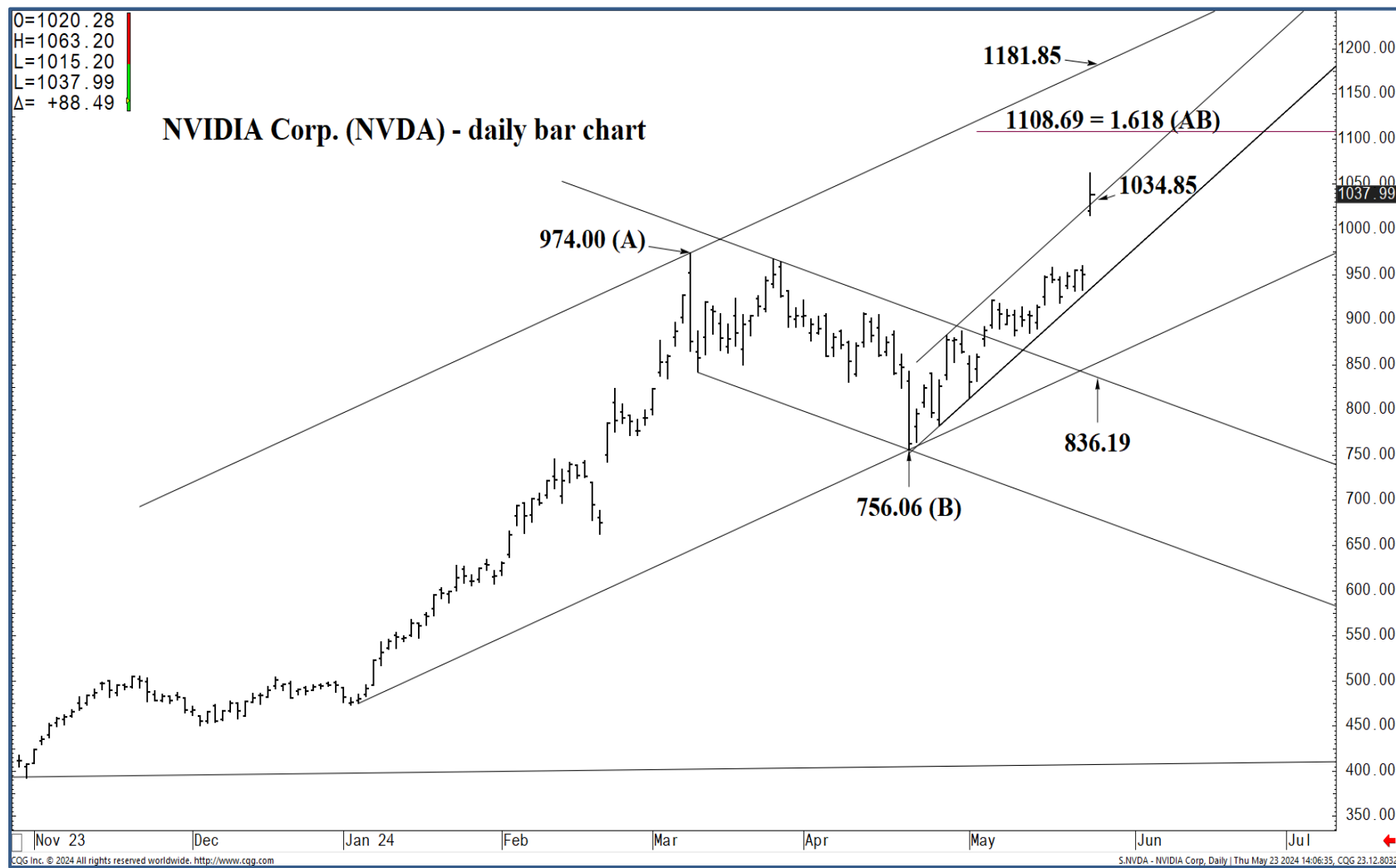
Dec 23 | Jan 24 | Feb | Mar | Apr | May | Jun | Jul

© 2024 All rights reserved worldwide. http://www.cqg.com S.NVDA - NVIDIA Corp. Daily | Thu May 23 2024 14:06:17, CQG 23.12.8032



O=1020.28
 H=1063.20
 L=1015.20
 L=1037.99
 Δ= +88.49

NVIDIA Corp. (NVDA) - daily bar chart



Support and Resistance

- 1108.69** * session containment
- 1082.97 * minor
- 1072.67 * minor
- 1057.25 * minor
- 1034.85** *** weekly contain UP
- 1015.20 * minor
- 994.14 * minor
- 980.67 * minor
- 974.00 * minor
- 951.43** *** weekly containment
- 945.87 * minor
- 933.78 * minor
- 909.63 * minor
- 880.97 * minor
- 873.39 * minor
- 857.12 * minor
- 848.44 * minor
- 836.19** **** multi-wk contain DP

Nov 23 | Dec | Jan 24 | Feb | Mar | Apr | May | Jun | Jul

CGG Inc. © 2024 All rights reserved worldwide. <http://www.cgg.com> S.NVDA - NVIDIA Corp, Daily | Thu May 23 2024 14:06:35, CQG 23.12.8032





Support and Resistance

- 1108.69 * session containment**
- 1082.97 * minor
- 1072.67 * minor
- 1057.25 * minor
- 1034.85 *** weekly contain UP**
- 1015.20 * minor
- 994.14 * minor
- 980.67 * minor
- 974.00 * minor
- 951.43 *** weekly containment**
- 945.87 * minor
- 933.78 * minor
- 909.63 * minor
- 880.97 * minor
- 873.39 * minor
- 857.12 * minor
- 848.44 * minor
- 836.19 **** multi-wk contain DP**



O=1020.28
 H=1063.20
 L=1015.20
 L=1037.99
 Δ= +88.49

NVIDIA Corp. (NVDA) - daily bar chart



Support and Resistance

1108.69 * session containment

- 1082.97 * minor
- 1072.67 * minor
- 1057.25 * minor

1034.85 * weekly contain UP**

- 1015.20 * minor
- 994.14 * minor
- 980.67 * minor
- 974.00 * minor

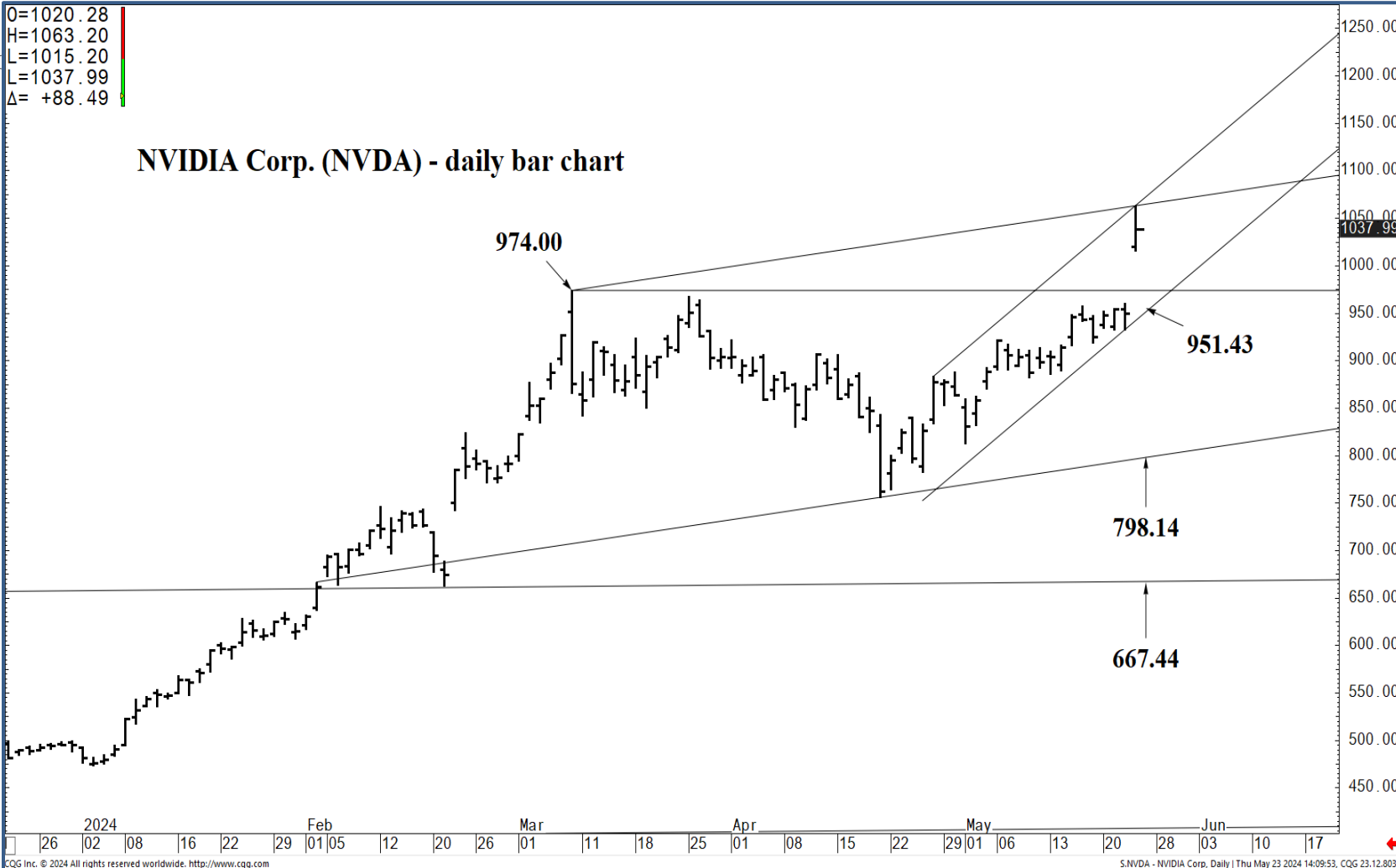
951.43 * weekly containment**

- 945.87 * minor
- 933.78 * minor
- 909.63 * minor
- 880.97 * minor
- 873.39 * minor
- 857.12 * minor
- 848.44 * minor

836.19 ** multi-wk contain DP**

O=1020.28
 H=1063.20
 L=1015.20
 L=1037.99
 Δ= +88.49

NVIDIA Corp. (NVDA) - daily bar chart



Support and Resistance

- 1108.69** * session containment
- 1082.97 * minor
- 1072.67 * minor
- 1057.25 * minor
- 1034.85** *** weekly contain UP
- 1015.20 * minor
- 994.14 * minor
- 980.67 * minor
- 974.00 * minor
- 951.43** *** weekly containment
- 945.87 * minor
- 933.78 * minor
- 909.63 * minor
- 880.97 * minor
- 873.39 * minor
- 857.12 * minor
- 848.44 * minor
- 836.19** **** multi-wk contain DP

