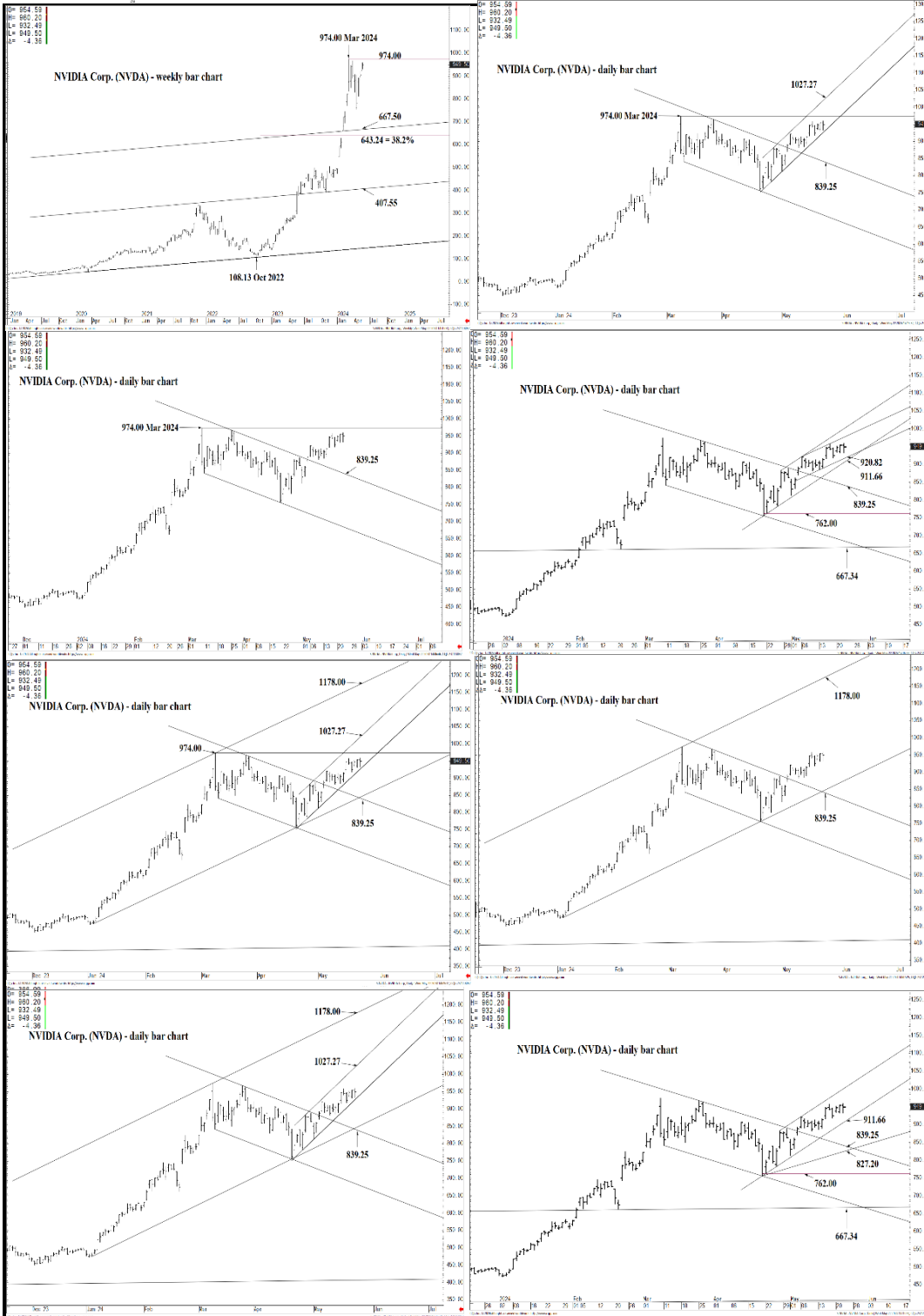




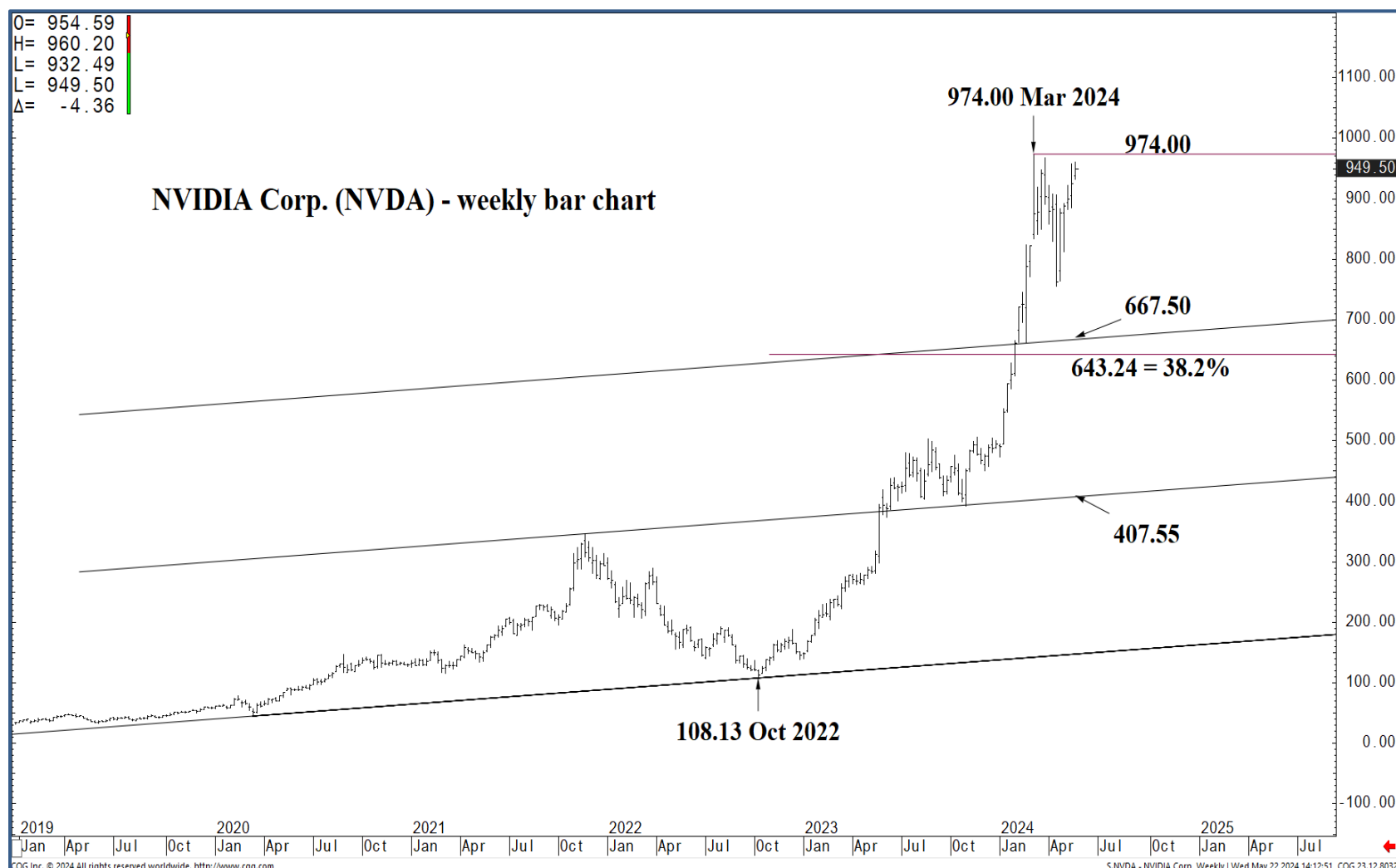
WICKED STOCKS

DIRECTIONAL CLARITY FOR THE ACTIVE INVESTOR



Support and Resistance

- 1027.27 *** weekly contain UP**
- 1006.48 * minor
- 994.14 * minor
- 980.67 * minor
- 974.00 * intra-day containment
- 958.18 * minor
- 940.54 * minor
- 933.78 * minor
- 920.82 *** weekly containment**
- 911.66 *** weekly containment UP**
- 880.97 * minor
- 870.40 * minor
- 857.12 * minor
- 848.44 * minor
- 839.25 **** multi-wk contain DP**
- 827.20 **** multi-wk contain DP**
- 819.53 * minor
- 808.30 * minor
- 779.41 * minor
- 762.00 * session containment**



Support and Resistance

- 1027.27 *** weekly contain UP**
- 1006.48 * minor
- 994.14 * minor
- 980.67 * minor
- 974.00 * intra-day containment
- 958.18 * minor
- 940.54 * minor
- 933.78 * minor
- 920.82 *** weekly containment**
- 911.66 *** weekly containment UP**
- 880.97 * minor
- 870.40 * minor
- 857.12 * minor
- 848.44 * minor
- 839.25 **** multi-wk contain DP**
- 827.20 **** multi-wk contain DP**
- 819.53 * minor
- 808.30 * minor
- 779.41 * minor
- 762.00 * session containment**



O= 954.59
 H= 960.20
 L= 932.49
 C= 949.50
 Δ= -4.36

NVIDIA Corp. (NVDA) - daily bar chart



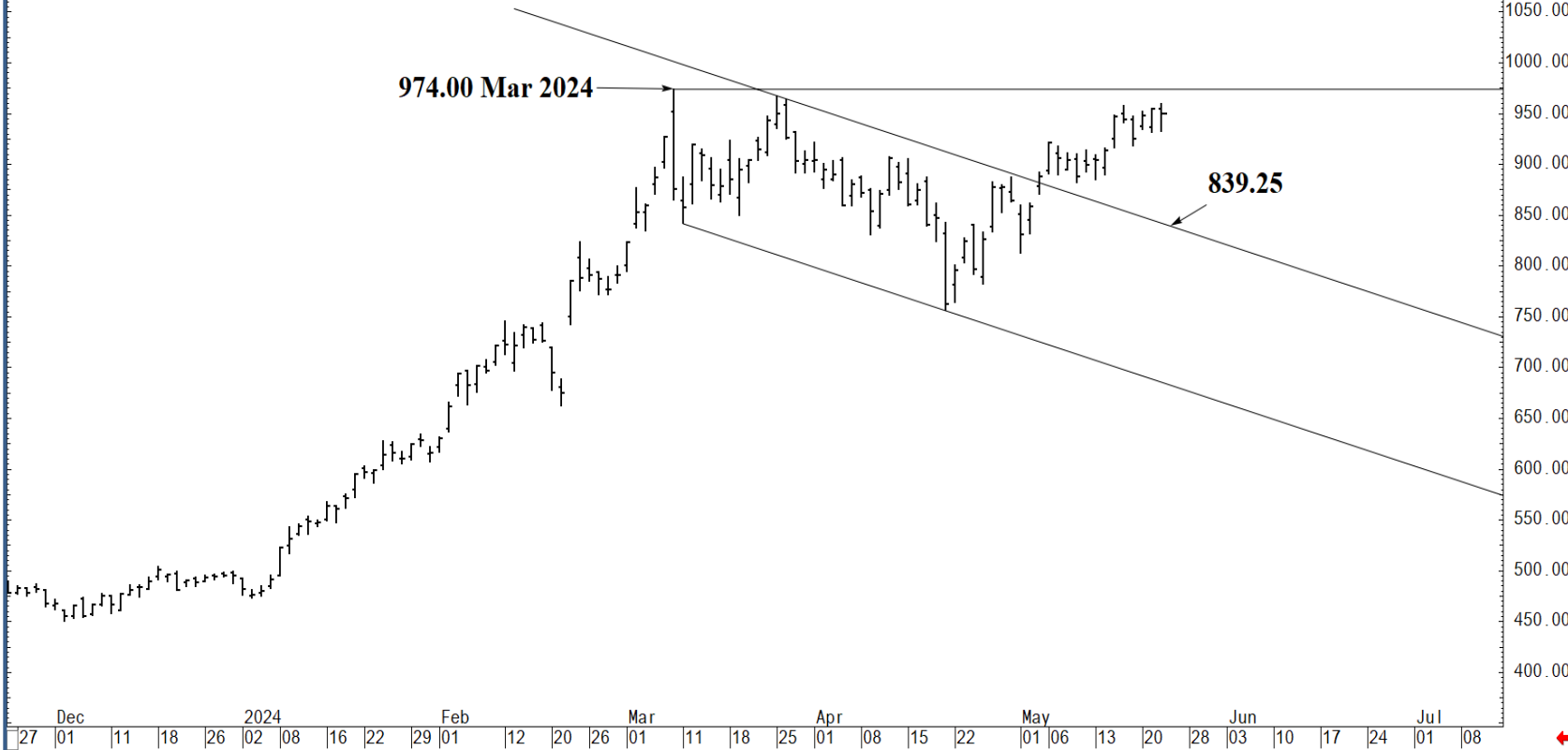
Support and Resistance

- 1027.27 *** weekly contain UP**
- 1006.48 * minor
- 994.14 * minor
- 980.67 * minor
- 974.00 * intra-day containment
- 958.18 * minor
- 940.54 * minor
- 933.78 * minor
- 920.82 *** weekly containment**
- 911.66 *** weekly containment UP**
- 880.97 * minor
- 870.40 * minor
- 857.12 * minor
- 848.44 * minor
- 839.25 **** multi-wk contain DP**
- 827.20 **** multi-wk contain DP**
- 819.53 * minor
- 808.30 * minor
- 779.41 * minor
- 762.00 * session containment**



O= 954.59
 H= 960.20
 L= 932.49
 C= 949.50
 Δ= -4.36

NVIDIA Corp. (NVDA) - daily bar chart



Support and Resistance

1027.27 * weekly contain UP**

- 1006.48 * minor
- 994.14 * minor
- 980.67 * minor
- 974.00 * intra-day containment
- 958.18 * minor
- 940.54 * minor
- 933.78 * minor

920.82 * weekly containment**
911.66 * weekly containment UP**

- 880.97 * minor
- 870.40 * minor
- 857.12 * minor
- 848.44 * minor

839.25 ** multi-wk contain DP**
827.20 ** multi-wk contain DP**

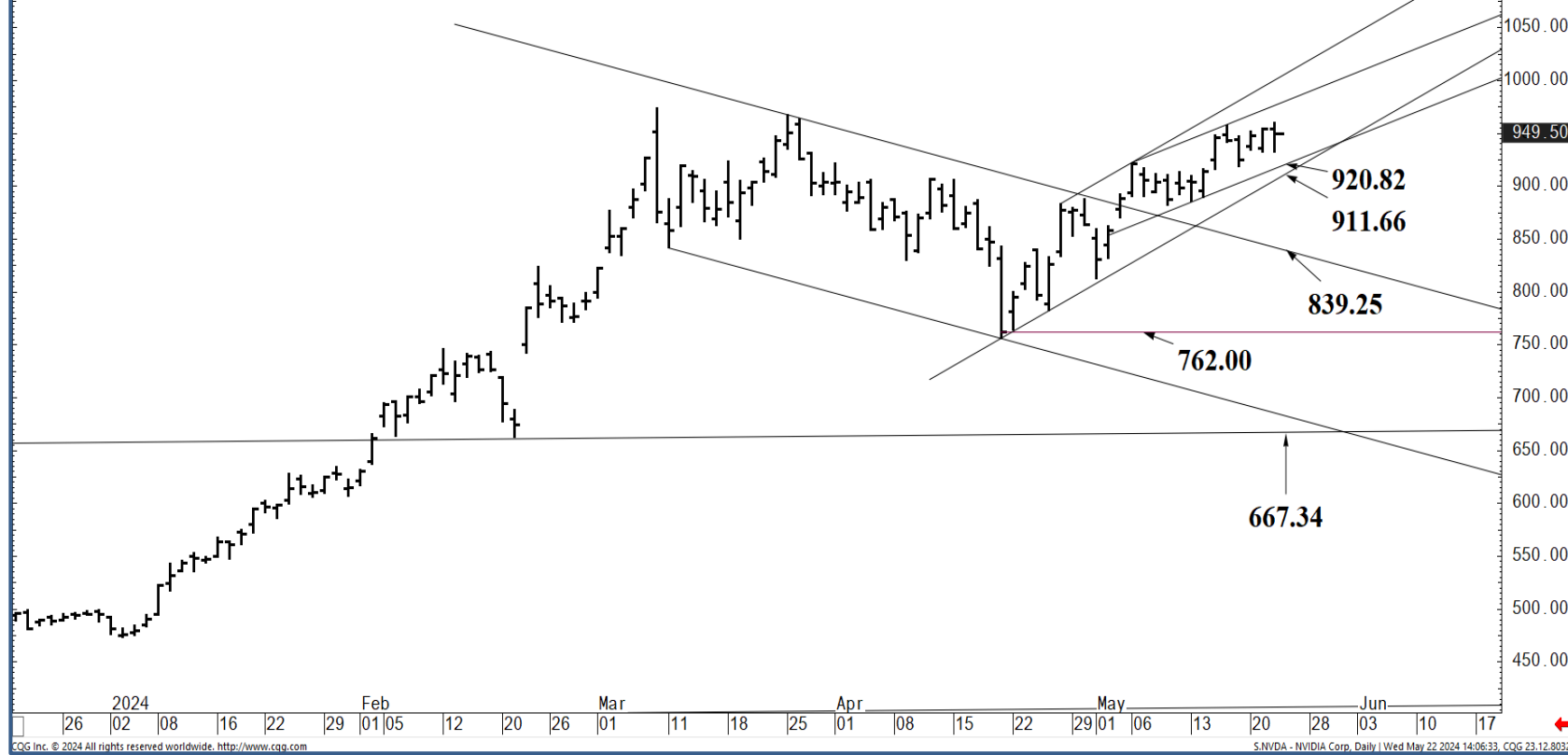
- 819.53 * minor
- 808.30 * minor
- 779.41 * minor

762.00 * session containment



O= 954.59
 H= 960.20
 L= 932.49
 L= 949.50
 Δ= -4.36

NVIDIA Corp. (NVDA) - daily bar chart



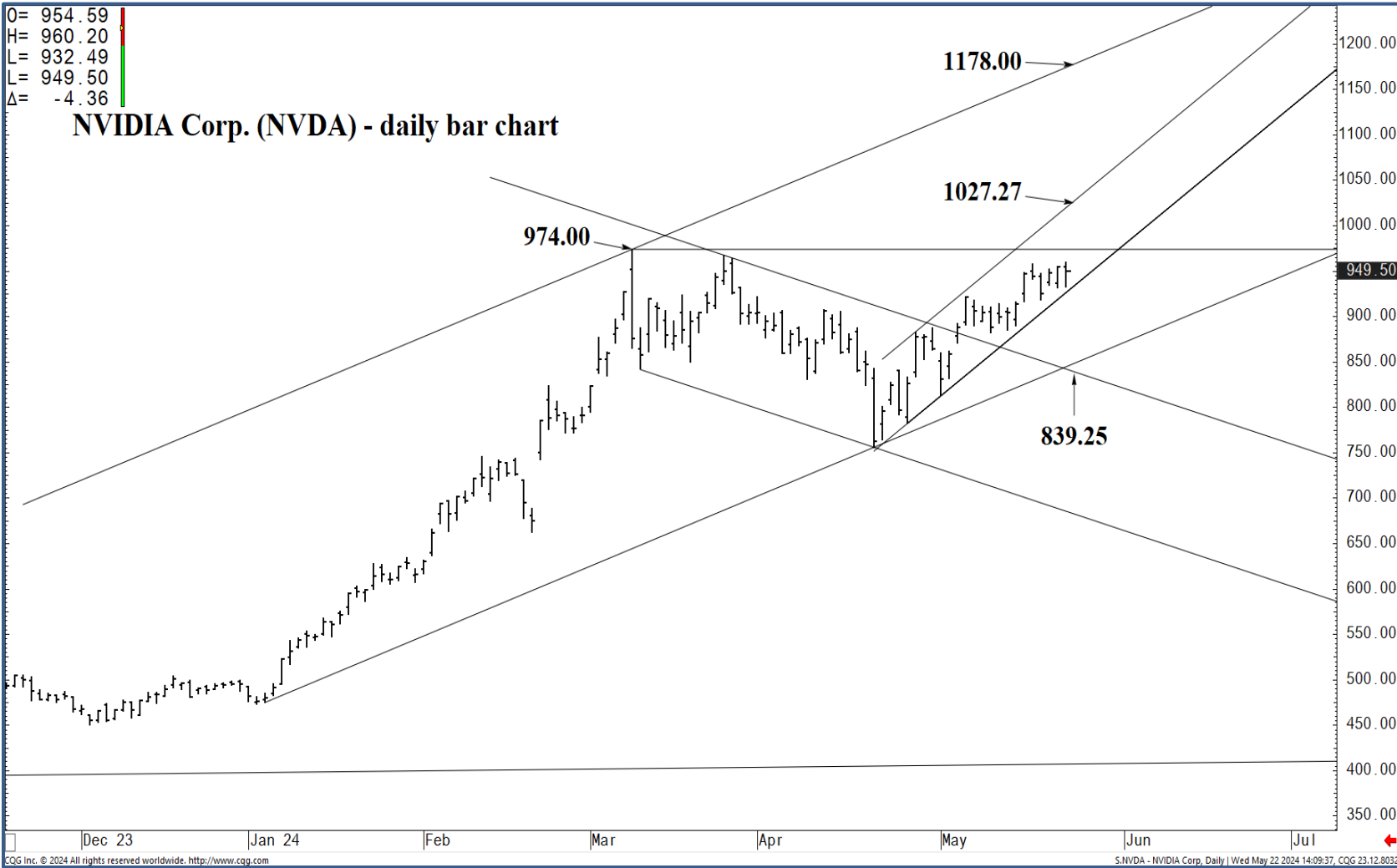
Support and Resistance

- 1027.27 *** weekly contain UP**
- 1006.48 * minor
- 994.14 * minor
- 980.67 * minor
- 974.00 * intra-day containment
- 958.18 * minor
- 940.54 * minor
- 933.78 * minor
- 949.50**
- 920.82 *** weekly containment**
- 911.66 *** weekly containment UP**
- 880.97 * minor
- 870.40 * minor
- 857.12 * minor
- 848.44 * minor
- 839.25 **** multi-wk contain DP**
- 827.20 **** multi-wk contain DP**
- 819.53 * minor
- 808.30 * minor
- 779.41 * minor
- 762.00 * session containment**



O= 954.59
 H= 960.20
 L= 932.49
 L= 949.50
 Δ= -4.36

NVIDIA Corp. (NVDA) - daily bar chart



Support and Resistance

- 1027.27 *** weekly contain UP**
- 1006.48 * minor
- 994.14 * minor
- 980.67 * minor
- 974.00 * intra-day containment
- 958.18 * minor
- 940.54 * minor
- 933.78 * minor
- 920.82 *** weekly containment**
- 911.66 *** weekly containment UP**
- 880.97 * minor
- 870.40 * minor
- 857.12 * minor
- 848.44 * minor
- 839.25 **** multi-wk contain DP**
- 827.20 **** multi-wk contain DP**
- 819.53 * minor
- 808.30 * minor
- 779.41 * minor
- 762.00 * session containment**

Dec 23 | Jan 24 | Feb | Mar | Apr | May | Jun | Jul

CGG Inc. © 2024 All rights reserved worldwide. <http://www.cgg.com> S:NVDA - NVIDIA Corp, Daily | Wed May 22 2024 14:09:37, CQG 23.12.8032



O= 954.59
H= 960.20
L= 932.49
C= 949.50
Δ= -4.36

NVIDIA Corp. (NVDA) - daily bar chart



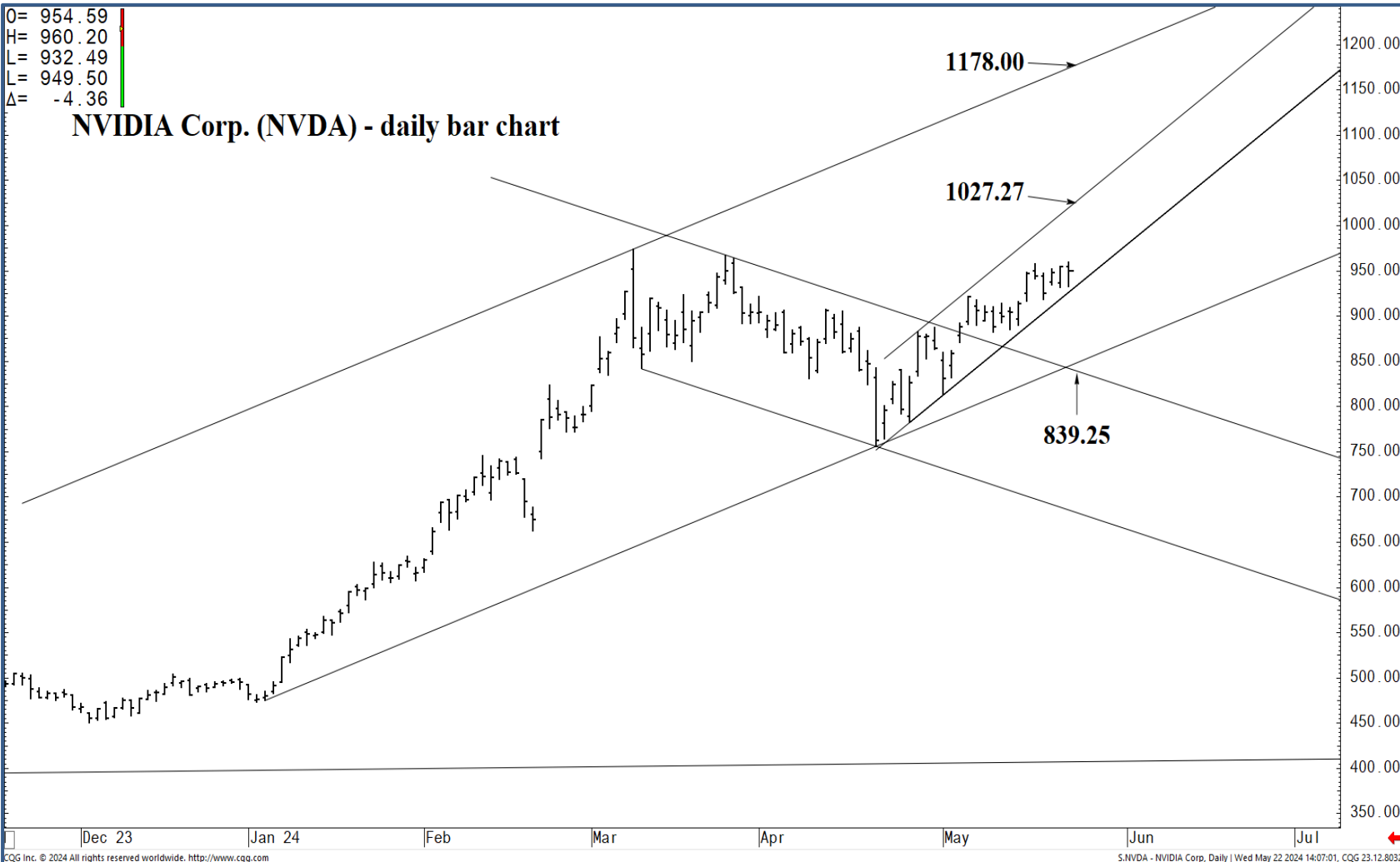
Support and Resistance

- 1027.27 *** weekly contain UP**
- 1006.48 * minor
- 994.14 * minor
- 980.67 * minor
- 974.00 * intra-day containment
- 958.18 * minor
- 940.54 * minor
- 933.78 * minor
- 920.82 *** weekly containment**
- 911.66 *** weekly containment UP**
- 880.97 * minor
- 870.40 * minor
- 857.12 * minor
- 848.44 * minor
- 839.25 **** multi-wk contain DP**
- 827.20 **** multi-wk contain DP**
- 819.53 * minor
- 808.30 * minor
- 779.41 * minor
- 762.00 * session containment**



O= 954.59
 H= 960.20
 L= 932.49
 L= 949.50
 Δ= -4.36

NVIDIA Corp. (NVDA) - daily bar chart



Support and Resistance

- 1027.27 *** weekly contain UP**
- 1006.48 * minor
- 994.14 * minor
- 980.67 * minor
- 974.00 * intra-day containment
- 958.18 * minor
- 940.54 * minor
- 933.78 * minor
- 920.82 *** weekly containment**
- 911.66 *** weekly containment UP**
- 880.97 * minor
- 870.40 * minor
- 857.12 * minor
- 848.44 * minor
- 839.25 **** multi-wk contain DP**
- 827.20 **** multi-wk contain DP**
- 819.53 * minor
- 808.30 * minor
- 779.41 * minor
- 762.00 * session containment**

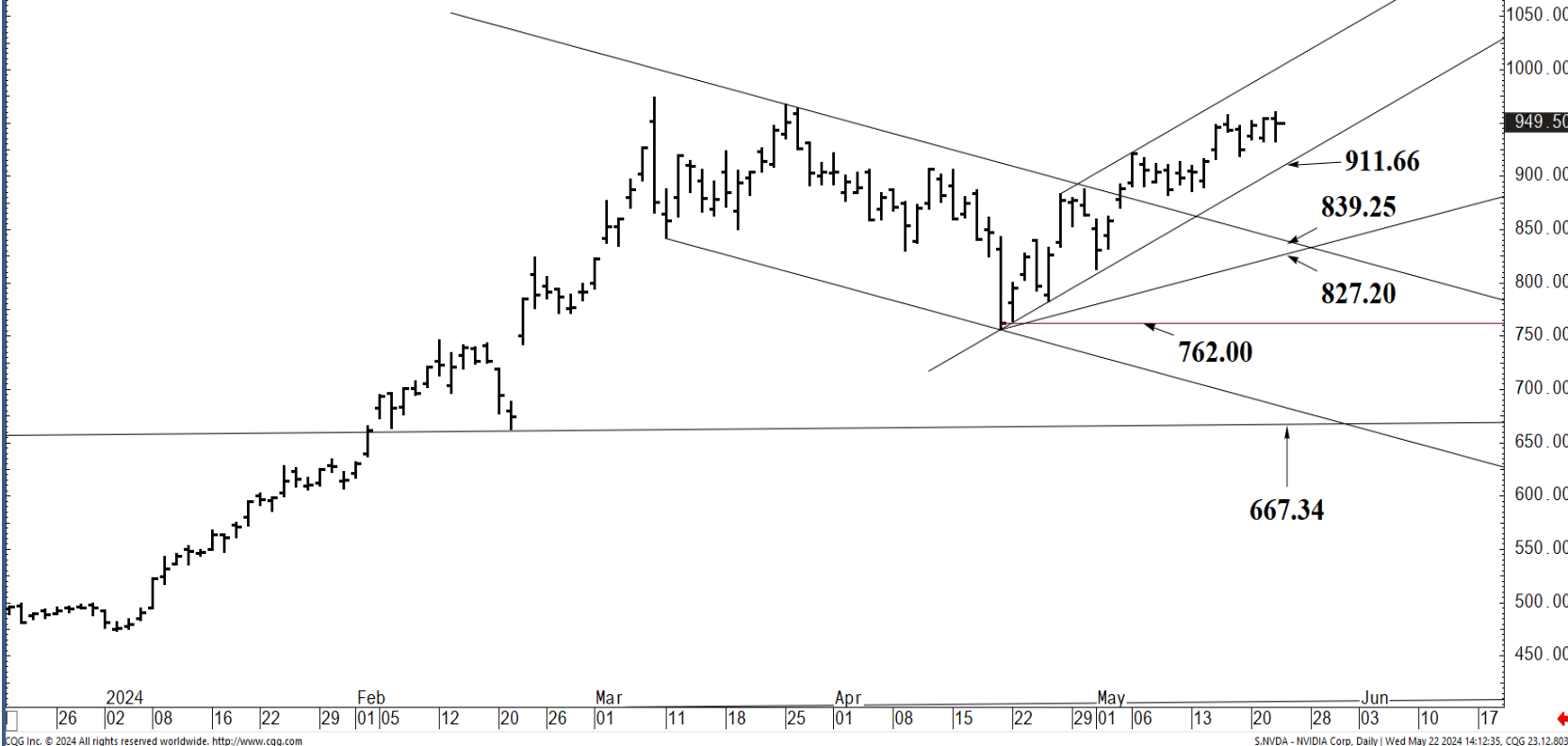
Dec 23 | Jan 24 | Feb | Mar | Apr | May | Jun | Jul

CGG Inc. © 2024 All rights reserved worldwide. <http://www.cgg.com> S:NVDA - NVIDIA Corp. Daily | Wed May 22 2024 14:07:01, CQG 23.12.8032



O= 954.59
 H= 960.20
 L= 932.49
 L= 949.50
 Δ= -4.36

NVIDIA Corp. (NVDA) - daily bar chart



Support and Resistance

- 1027.27** *** weekly contain UP
- 1006.48 * minor
- 994.14 * minor
- 980.67 * minor
- 974.00 * intra-day containment
- 958.18 * minor
- 940.54 * minor
- 933.78 * minor
- 920.82** *** weekly containment
- 911.66** *** weekly containment UP
- 880.97 * minor
- 870.40 * minor
- 857.12 * minor
- 848.44 * minor
- 839.25** **** multi-wk contain DP
- 827.20** **** multi-wk contain DP
- 819.53 * minor
- 808.30 * minor
- 779.41 * minor
- 762.00** * session containment

CGG Inc. © 2024 All rights reserved worldwide. <http://www.cgg.com>

S.NVDA - NVIDIA Corp, Daily | Wed May 22 2024 14:12:35, CGG 23.12.8032

