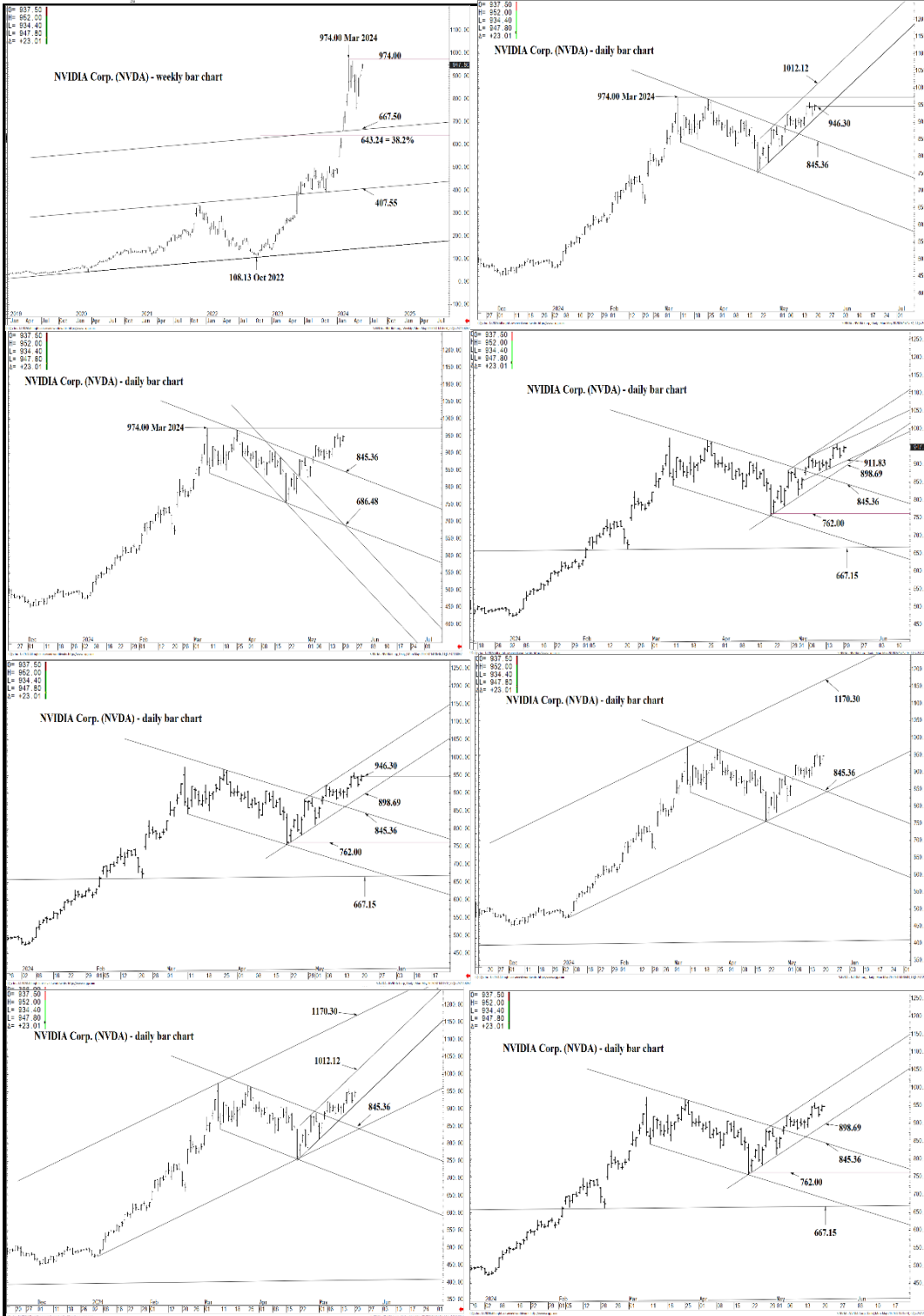




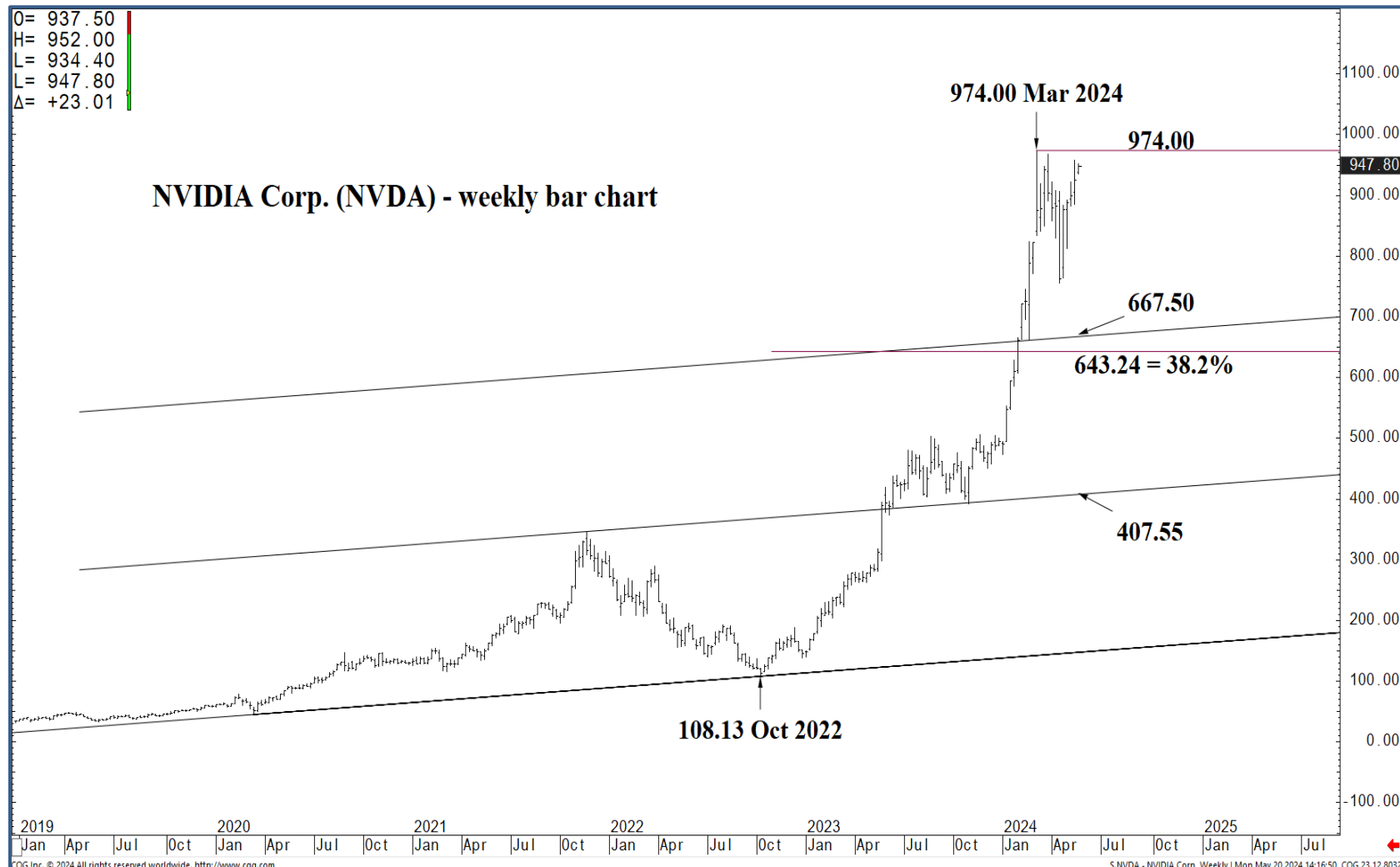
# WICKED STOCKS

DIRECTIONAL CLARITY FOR THE ACTIVE INVESTOR



## Support and Resistance

- 1012.12** \*\*\* weekly contain UP
- 987.03 \* minor
- 974.00** \* session containment
- 958.18 \* minor
- 947.40 \* minor
- 932.01 \* minor
- 922.20 \* minor
- 911.83** \*\*\* weekly containment
- 898.69** \*\*\* weekly containment UP
- 880.97 \* minor
- 870.40 \* minor
- 857.12 \* minor
- 845.36** \*\*\*\* multi-wk contain DP
- 830.68 \* minor
- 819.53 \* intra-day containment
- 808.30 \* minor
- 779.41 \* minor
- 762.00** \* session containment



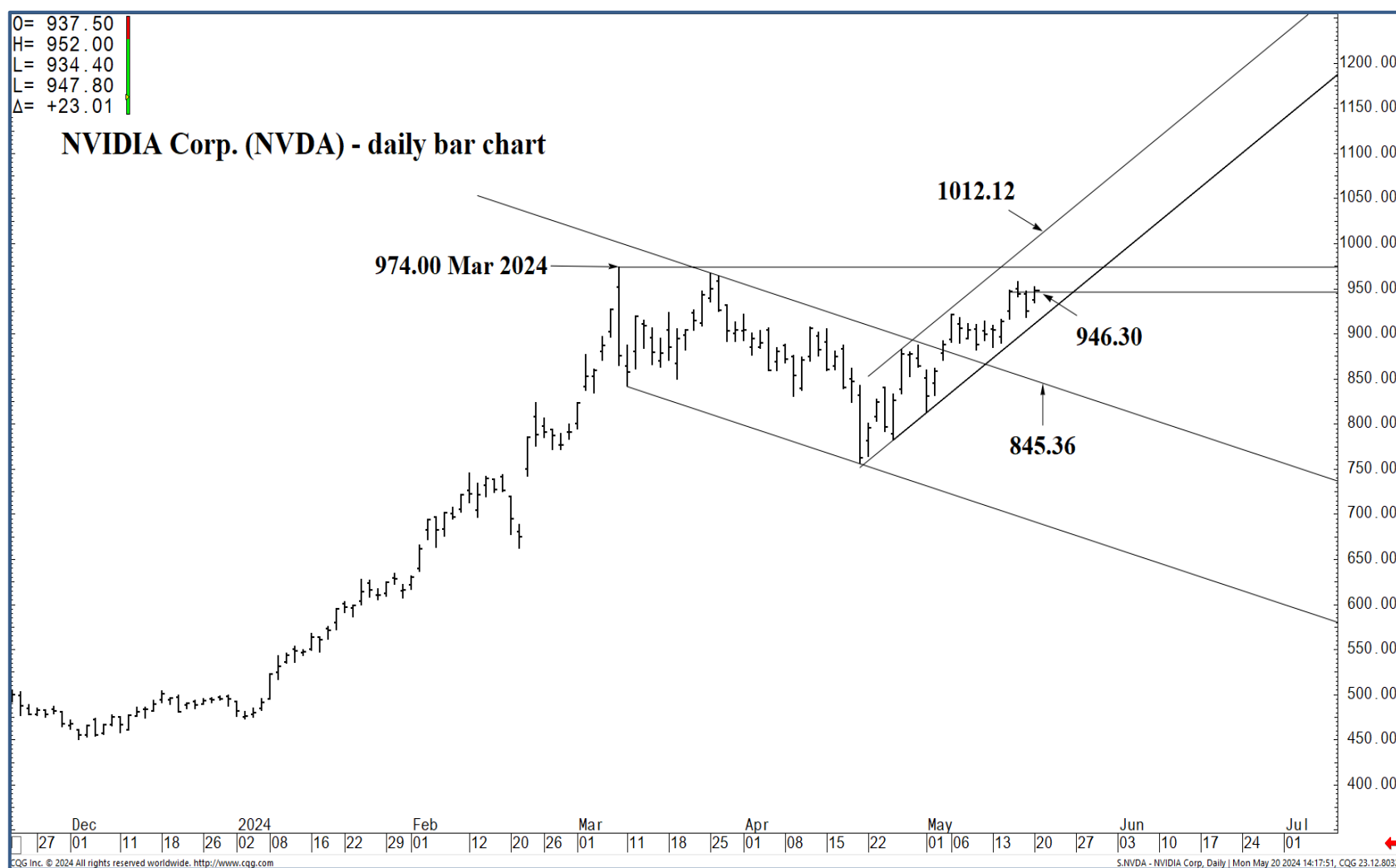
### Support and Resistance

- 1012.12 \*\*\* weekly contain UP**
- 987.03 \* minor
- 974.00 \* session containment**
- 958.18 \* minor
- 947.40 \* minor
- 932.01 \* minor
- 922.20 \* minor
- 911.83 \*\*\* weekly containment**
- 898.69 \*\*\* weekly containment UP**
- 880.97 \* minor
- 870.40 \* minor
- 857.12 \* minor
- 845.36 \*\*\*\* multi-wk contain DP**
- 830.68 \* minor
- 819.53 \* intra-day containment
- 808.30 \* minor
- 779.41 \* minor
- 762.00 \* session containment**



O= 937.50  
 H= 952.00  
 L= 934.40  
 L= 947.80  
 Δ= +23.01

### NVIDIA Corp. (NVDA) - daily bar chart



### Support and Resistance

- 1012.12 \*\*\* weekly contain UP**
- 987.03 \* minor
- 974.00 \* session containment**
- 958.18 \* minor
- 947.40 \* minor
- 932.01 \* minor
- 922.20 \* minor
- 911.83 \*\*\* weekly containment**
- 898.69 \*\*\* weekly containment UP**
- 880.97 \* minor
- 870.40 \* minor
- 857.12 \* minor
- 845.36 \*\*\*\* multi-wk contain DP**
- 830.68 \* minor
- 819.53 \* intra-day containment
- 808.30 \* minor
- 779.41 \* minor
- 762.00 \* session containment**

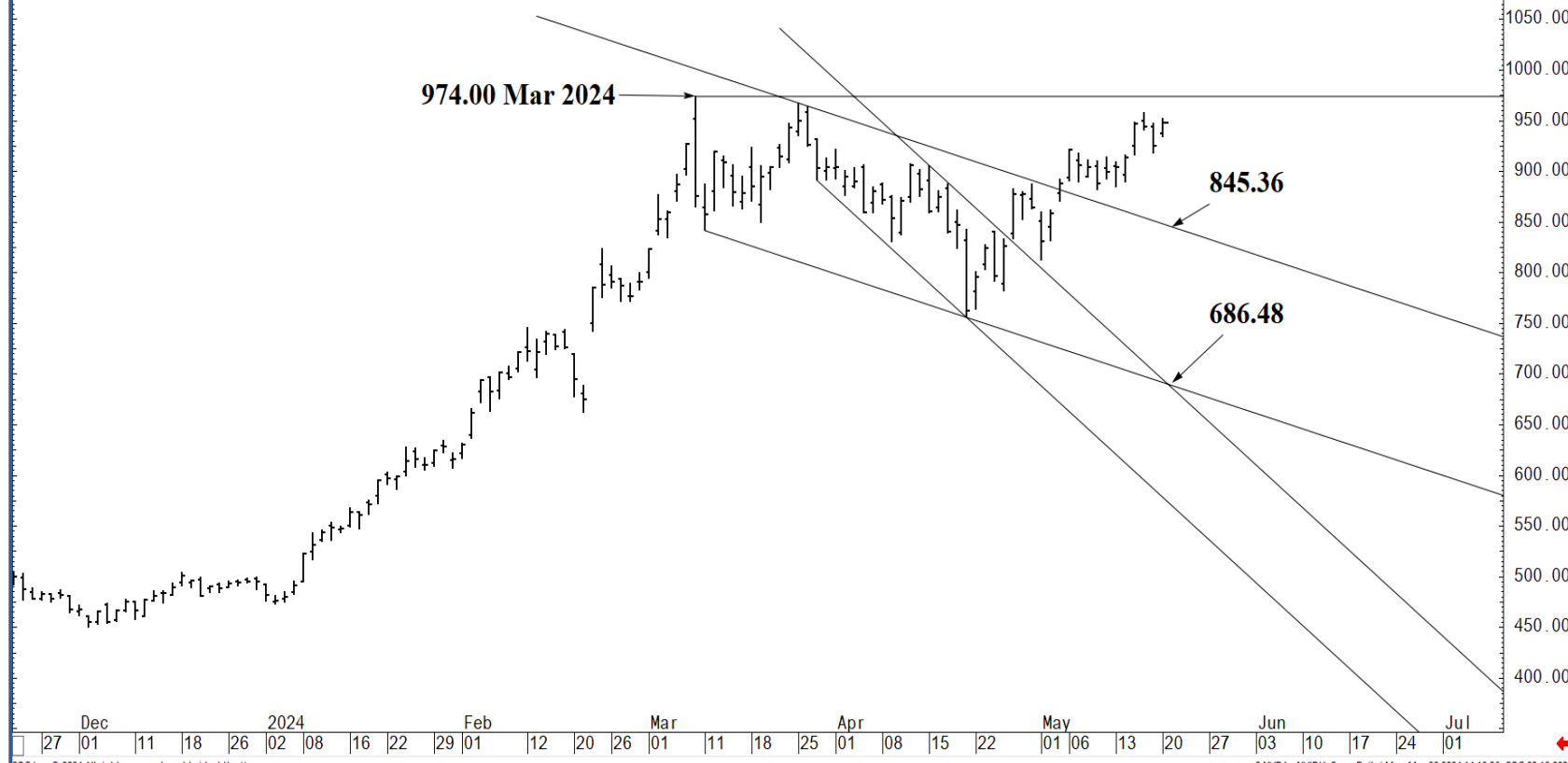
Dec 27 01 11 18 26 2024 02 08 16 22 29 Feb 01 12 20 26 Mar 01 11 18 25 Apr 01 08 15 22 May 01 06 13 20 27 Jun 03 10 17 24 Jul 01

CGG Inc. © 2024 All rights reserved worldwide. <http://www.cgg.com> S.NVDA - NVIDIA Corp, Daily | Mon May 20 2024 14:17:51, CQG 23.12.8032



O= 937.50  
H= 952.00  
L= 934.40  
L= 947.80  
Δ= +23.01

## NVIDIA Corp. (NVDA) - daily bar chart



### Support and Resistance

**1012.12 \*\*\* weekly contain UP**

987.03 \* minor

**974.00 \* session containment**

958.18 \* minor

947.40 \* minor

932.01 \* minor

922.20 \* minor

**911.83 \*\*\* weekly containment**

**898.69 \*\*\* weekly containment UP**

880.97 \* minor

870.40 \* minor

857.12 \* minor

**845.36 \*\*\*\* multi-wk contain DP**

830.68 \* minor

819.53 \* intra-day containment

808.30 \* minor

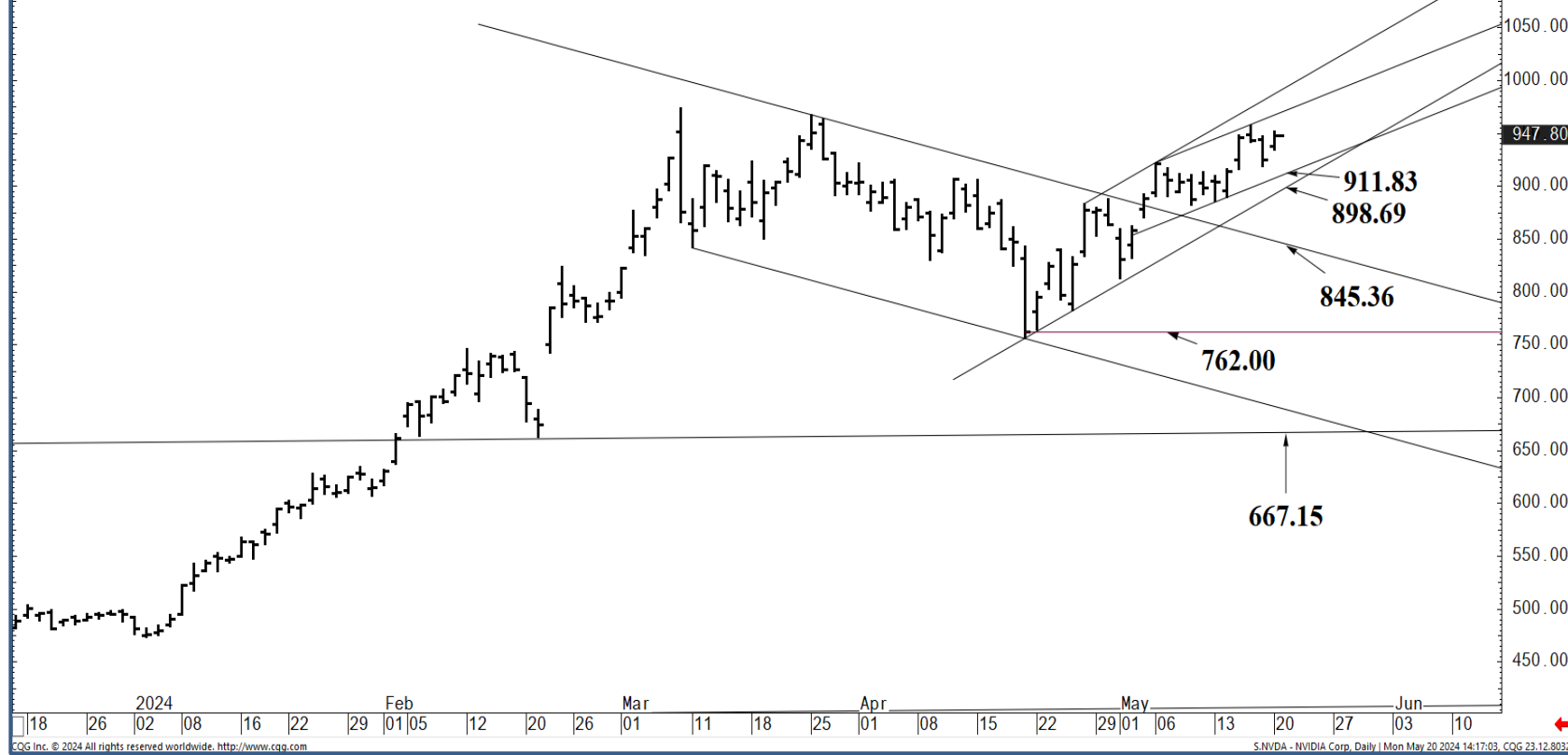
779.41 \* minor

**762.00 \* session containment**



O= 937.50  
 H= 952.00  
 L= 934.40  
 L= 947.80  
 Δ= +23.01

# NVIDIA Corp. (NVDA) - daily bar chart



## Support and Resistance

- 1012.12** \*\*\* weekly contain UP
- 987.03 \* minor
- 974.00** \* session containment
- 958.18 \* minor
- 947.40 \* minor
- 932.01 \* minor
- 922.20 \* minor
- 911.83** \*\*\* weekly containment
- 898.69** \*\*\* weekly containment UP
- 880.97 \* minor
- 870.40 \* minor
- 857.12 \* minor
- 845.36** \*\*\*\* multi-wk contain DP
- 830.68 \* minor
- 819.53 \* intra-day containment
- 808.30 \* minor
- 779.41 \* minor
- 762.00** \* session containment



O= 937.50  
H= 952.00  
L= 934.40  
L= 947.80  
Δ= +23.01

## NVIDIA Corp. (NVDA) - daily bar chart

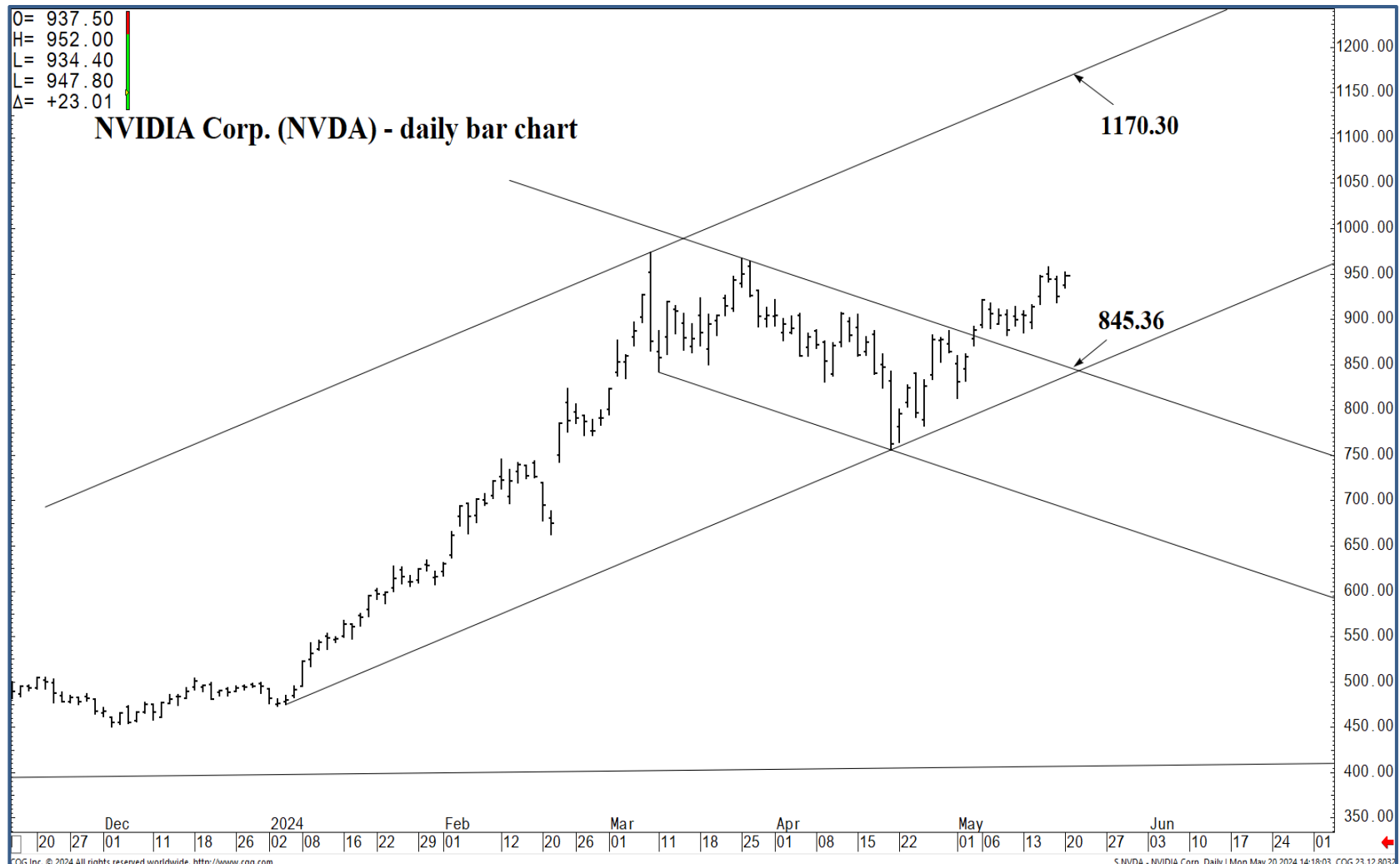


### Support and Resistance

- 1012.12** \*\*\* weekly contain UP
- 987.03 \* minor
- 974.00** \* session containment
- 958.18 \* minor
- 947.40 \* minor
- 932.01 \* minor
- 922.20 \* minor
- 911.83** \*\*\* weekly containment
- 898.69** \*\*\* weekly containment UP
- 880.97 \* minor
- 870.40 \* minor
- 857.12 \* minor
- 845.36** \*\*\*\* multi-wk contain DP
- 830.68 \* minor
- 819.53 \* intra-day containment
- 808.30 \* minor
- 779.41 \* minor
- 762.00** \* session containment

2024  
 06 02 08 16 22 29 01 05 12 20 26 01 11 18 25 01 08 15 22 29 01 06 13 20 27 03 10 17  
 CQG Inc. © 2024 All rights reserved worldwide. <http://www.cqg.com> S:NVDA - NVIDIA Corp, Daily | Mon May 20 2024 14:17:17, CQG 23.12.8032





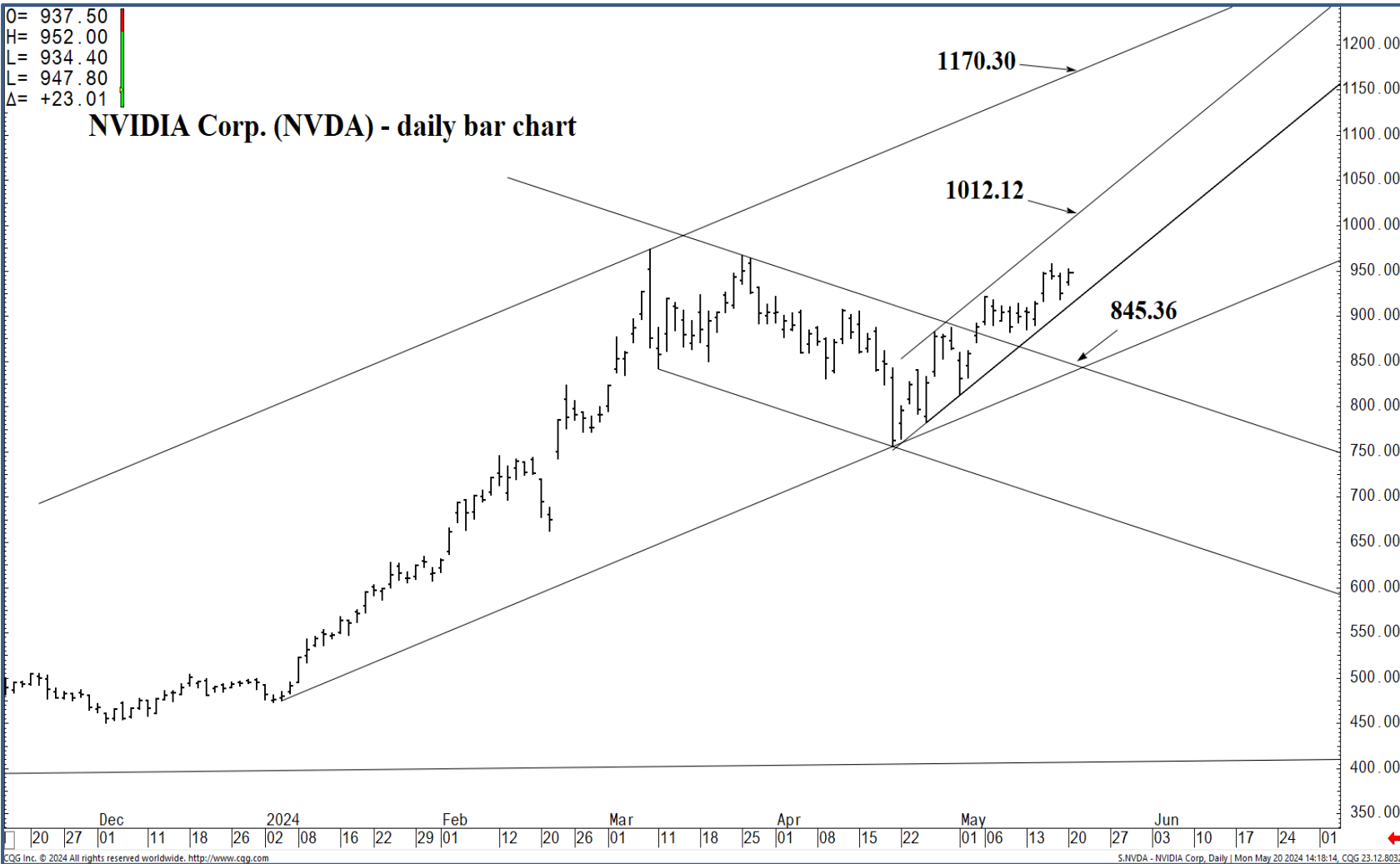
## Support and Resistance

- 1012.12 \*\*\* weekly contain UP**
- 987.03 \* minor
- 974.00 \* session containment**
- 958.18 \* minor
- 947.40 \* minor
- 932.01 \* minor
- 922.20 \* minor
- 911.83 \*\*\* weekly containment**
- 898.69 \*\*\* weekly containment UP**
- 880.97 \* minor
- 870.40 \* minor
- 857.12 \* minor
- 845.36 \*\*\*\* multi-wk contain DP**
- 830.68 \* minor
- 819.53 \* intra-day containment
- 808.30 \* minor
- 779.41 \* minor
- 762.00 \* session containment**



O= 937.50  
 H= 952.00  
 L= 934.40  
 L= 947.80  
 Δ= +23.01

## NVIDIA Corp. (NVDA) - daily bar chart



### Support and Resistance

- 1012.12 \*\*\* weekly contain UP**
- 987.03 \* minor
- 974.00 \* session containment**
- 958.18 \* minor
- 947.40 \* minor
- 932.01 \* minor
- 922.20 \* minor
- 911.83 \*\*\* weekly containment**
- 898.69 \*\*\* weekly containment UP**
- 880.97 \* minor
- 870.40 \* minor
- 857.12 \* minor
- 845.36 \*\*\*\* multi-wk contain DP**
- 830.68 \* minor
- 819.53 \* intra-day containment
- 808.30 \* minor
- 779.41 \* minor
- 762.00 \* session containment**





O= 937.50  
 H= 952.00  
 L= 934.40  
 L= 947.80  
 Δ= +23.01

**NVIDIA Corp. (NVDA) - daily bar chart**



**Support and Resistance**

- 1012.12 \*\*\* weekly contain UP**
- 987.03 \* minor
- 974.00 \* session containment**
- 958.18 \* minor
- 947.40 \* minor
- 932.01 \* minor
- 922.20 \* minor
- 911.83 \*\*\* weekly containment**
- 898.69 \*\*\* weekly containment UP**
- 880.97 \* minor
- 870.40 \* minor
- 857.12 \* minor
- 845.36 \*\*\*\* multi-wk contain DP**
- 830.68 \* minor
- 819.53 \* intra-day containment
- 808.30 \* minor
- 779.41 \* minor
- 762.00 \* session containment**

2024 Jan 06 02 08 16 22 29 Feb 01 05 12 20 Mar 01 11 18 25 Apr 01 08 15 22 29 May 01 06 13 20 Jun 03 10 17

CGG Inc. © 2024 All rights reserved worldwide. <http://www.cgg.com>

S.NVDA - NVIDIA Corp., Daily | Mon May 20 2024 14:17:31, CGG 23.12.8032

