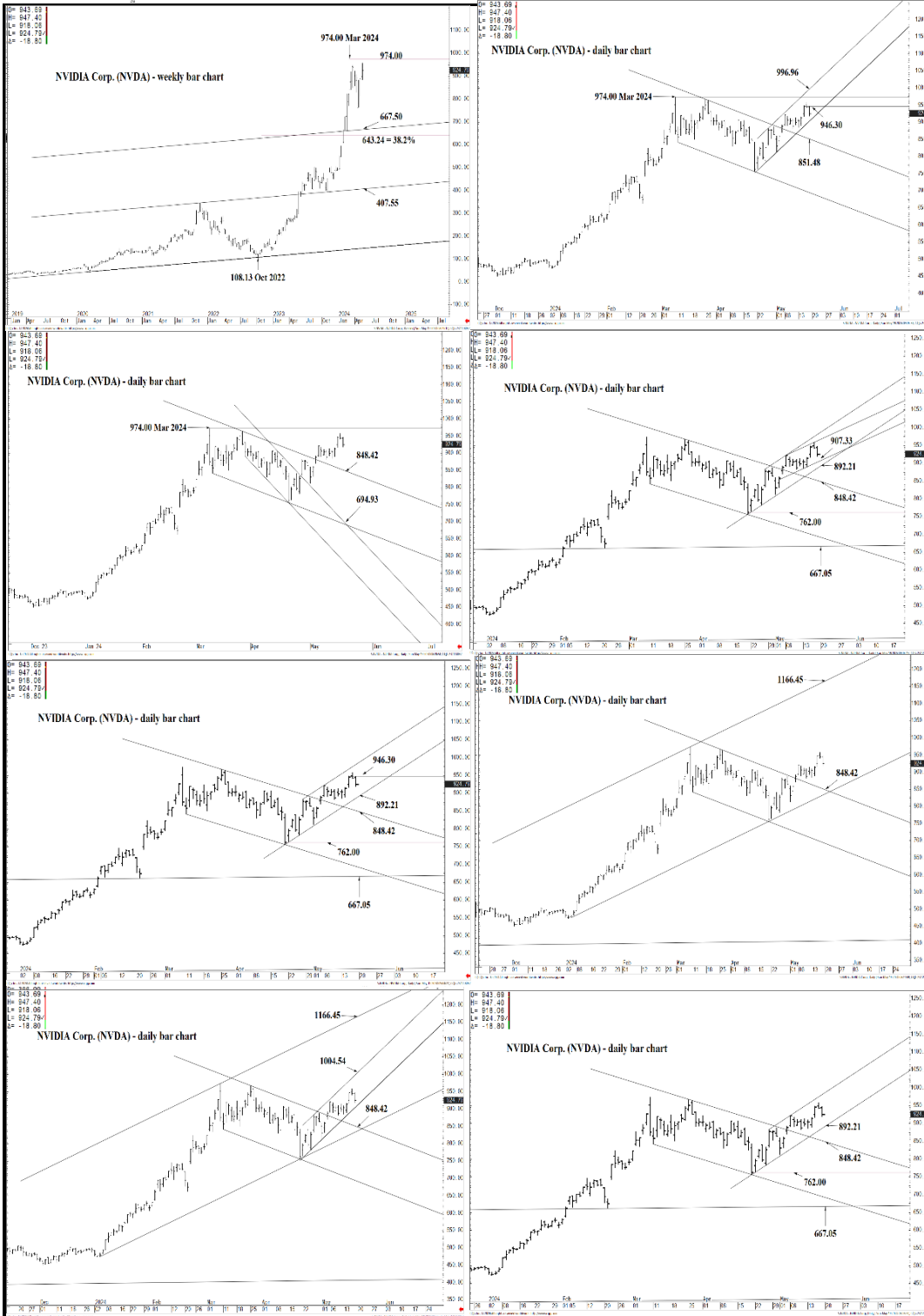




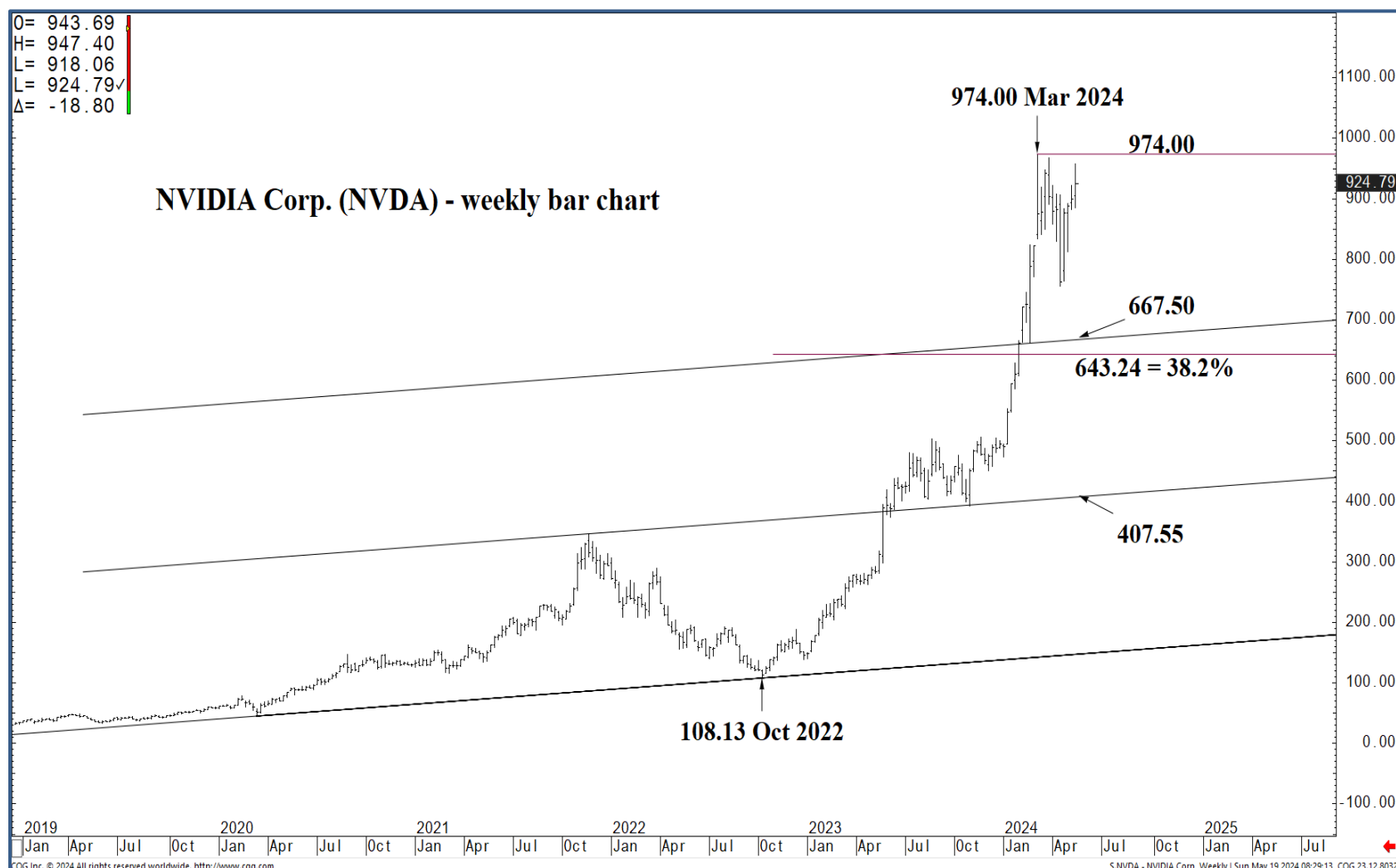
# WICKED STOCKS

DIRECTIONAL CLARITY FOR THE ACTIVE INVESTOR



## Support and Resistance

- 1004.54 \*\*\* weekly contain UP**
- 987.03 \* minor
- 974.00 \* session containment**
- 958.18 \* minor
- 946.30 \* intra-day containment
- 934.43 \* minor
- 922.20 \* minor
- 907.33 \*\*\* weekly containment**
- 892.21 \*\*\* weekly containment UP**
- 880.97 \* minor
- 870.40 \* minor
- 857.12 \* minor
- 848.42 \*\*\*\* multi-wk contain DP**
- 830.68 \* minor
- 819.53 \* intra-day containment
- 808.30 \* minor
- 779.41 \* minor
- 762.00 \* session containment**



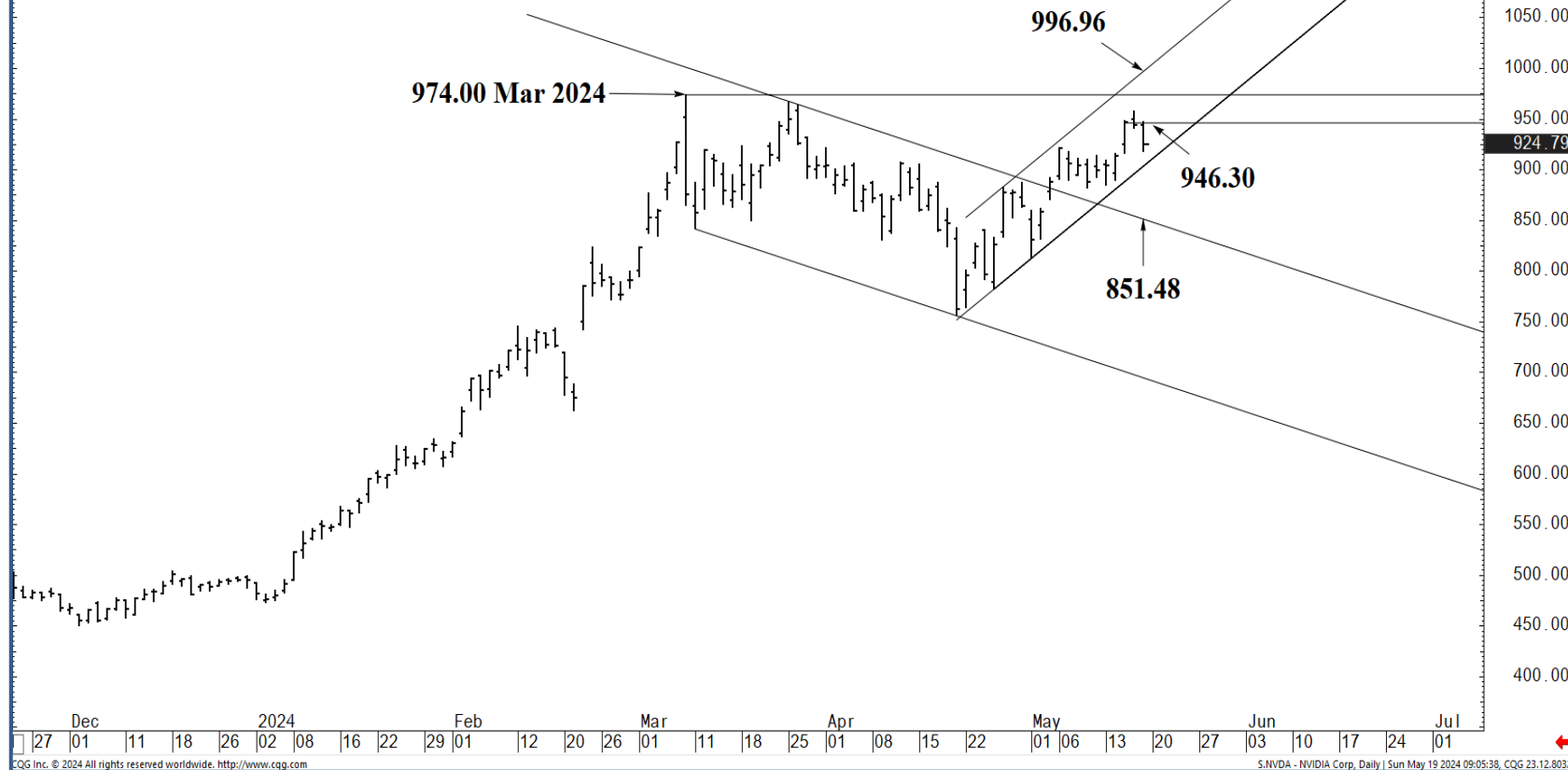
### Support and Resistance

- 1004.54 \*\*\* weekly contain UP**
- 987.03 \* minor
- 974.00 \* session containment**
- 958.18 \* minor
- 946.30 \* intra-day containment
- 934.43 \* minor
- 922.20 \* minor
- 907.33 \*\*\* weekly containment**
- 892.21 \*\*\* weekly containment UP**
- 880.97 \* minor
- 870.40 \* minor
- 857.12 \* minor
- 848.42 \*\*\*\* multi-wk contain DP**
- 830.68 \* minor
- 819.53 \* intra-day containment
- 808.30 \* minor
- 779.41 \* minor
- 762.00 \* session containment**



O= 943.69  
 H= 947.40  
 L= 918.06  
 L= 924.79✓  
 Δ= -18.80

## NVIDIA Corp. (NVDA) - daily bar chart



### Support and Resistance

- 1004.54** \*\*\* weekly contain UP
- 987.03 \* minor
- 974.00** \* session containment
- 958.18 \* minor
- 946.30 \* intra-day containment
- 934.43 \* minor
- 922.20 \* minor
- 924.79
- 907.33** \*\*\* weekly containment
- 892.21** \*\*\* weekly containment UP
- 880.97 \* minor
- 870.40 \* minor
- 857.12 \* minor
- 848.42** \*\*\*\* multi-wk contain DP
- 830.68 \* minor
- 819.53 \* intra-day containment
- 808.30 \* minor
- 779.41 \* minor
- 762.00** \* session containment

Dec 27 01 11 18 26 2024 02 08 16 22 29 Feb 01 12 20 26 Mar 01 11 18 25 Apr 01 08 15 22 May 01 06 13 20 27 Jun 03 10 17 24 Jul 01

CGG Inc. © 2024 All rights reserved worldwide. <http://www.cgg.com> S.NVDA - NVIDIA Corp, Daily | Sun May 19 2024 09:05:38, CQG 23.12.8032



O= 943.69  
 H= 947.40  
 L= 918.06  
 C= 924.79  
 Δ= -18.80

## NVIDIA Corp. (NVDA) - daily bar chart



### Support and Resistance

- 1004.54** \*\*\* weekly contain UP
- 987.03 \* minor
- 974.00** \* session containment
- 958.18 \* minor
- 946.30 \* intra-day containment
- 934.43 \* minor
- 922.20 \* minor
- 924.79
- 907.33** \*\*\* weekly containment
- 892.21** \*\*\* weekly containment UP
- 880.97 \* minor
- 870.40 \* minor
- 857.12 \* minor
- 848.42** \*\*\*\* multi-wk contain DP
- 830.68 \* minor
- 819.53 \* intra-day containment
- 808.30 \* minor
- 779.41 \* minor
- 762.00** \* session containment



O= 943.69  
 H= 947.40  
 L= 918.06  
 L= 924.79✓  
 Δ= -18.80

## NVIDIA Corp. (NVDA) - daily bar chart



### Support and Resistance

- 1004.54** \*\*\* weekly contain UP
- 987.03 \* minor
- 974.00** \* session containment
- 958.18 \* minor
- 946.30 \* intra-day containment
- 934.43 \* minor
- 922.20 \* minor
- 924.79
- 907.33** \*\*\* weekly containment
- 892.21** \*\*\* weekly containment UP
- 880.97 \* minor
- 870.40 \* minor
- 857.12 \* minor
- 848.42** \*\*\*\* multi-wk contain DP
- 830.68 \* minor
- 819.53 \* intra-day containment
- 808.30 \* minor
- 779.41 \* minor
- 762.00** \* session containment

2024 02 08 16 22 29 01 05 12 20 26 01 11 18 25 01 08 15 22 29 01 06 13 20 27 03 10 17

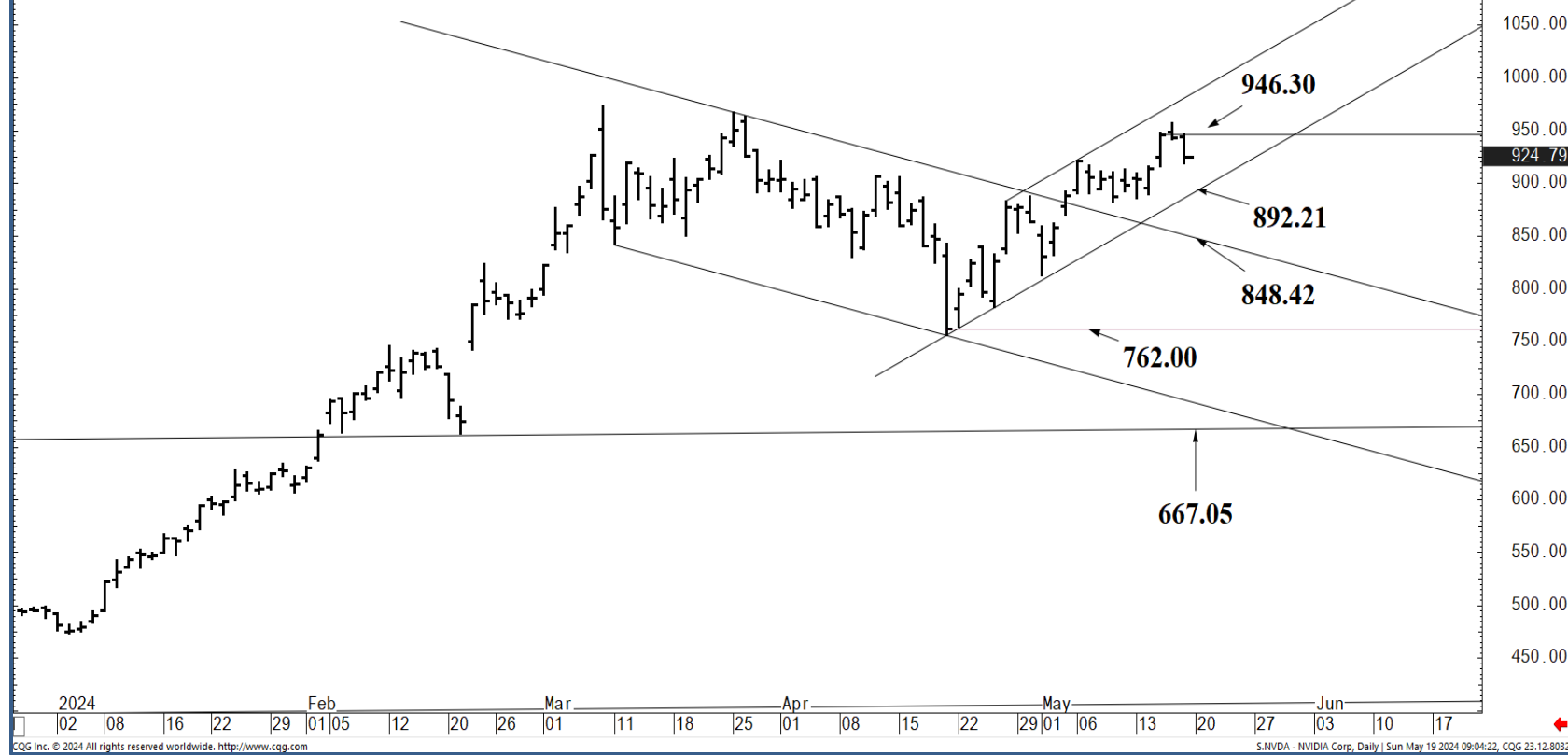
Feb Mar Apr May Jun

CGG Inc. © 2024 All rights reserved worldwide. <http://www.cgg.com> S.NVDA - NVIDIA Corp. Daily | Sun May 19 2024 09:03:15, CQG 23.12.8032



O= 943.69  
 H= 947.40  
 L= 918.06  
 L= 924.79✓  
 Δ= -18.80

## NVIDIA Corp. (NVDA) - daily bar chart



### Support and Resistance

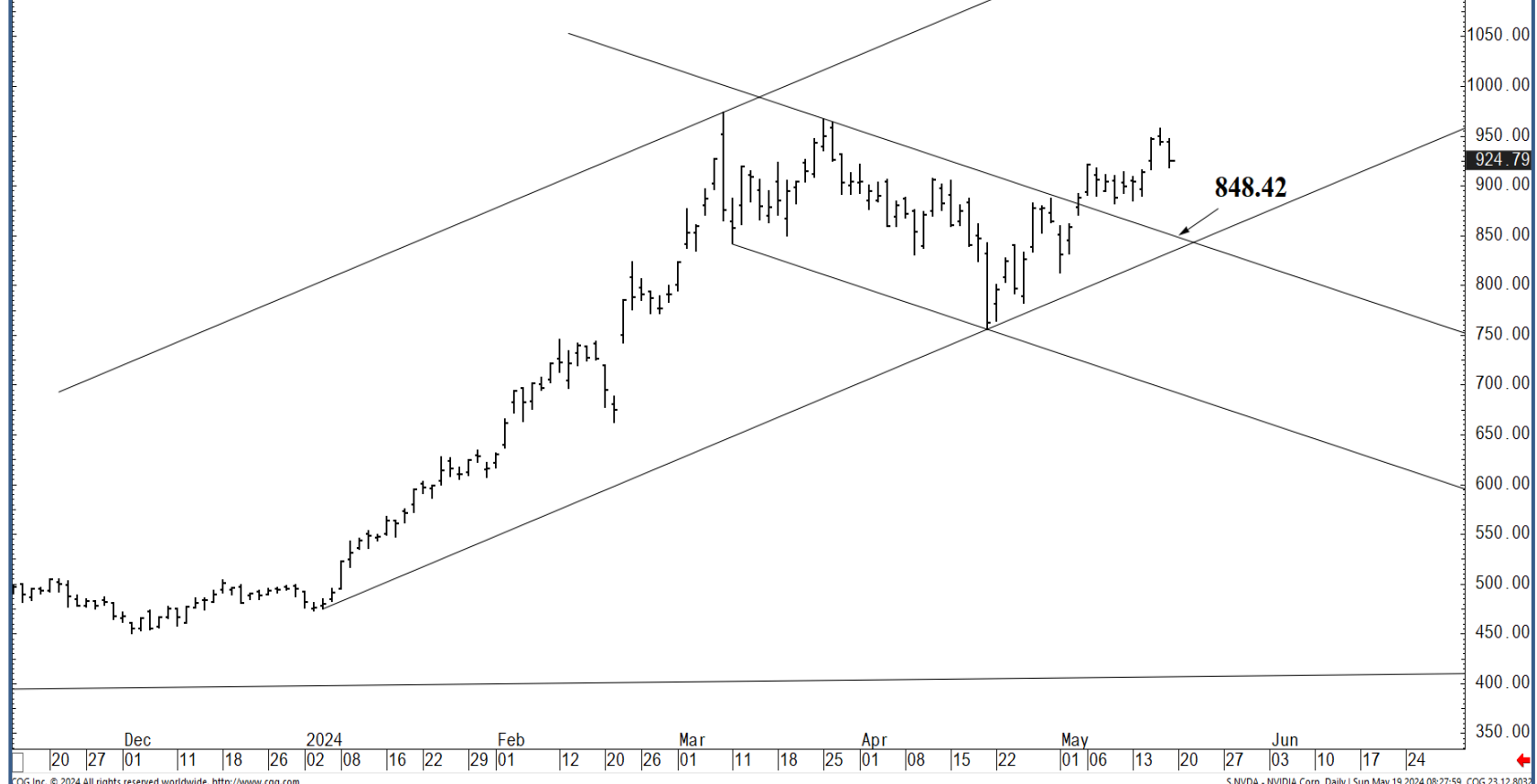
- 1004.54** \*\*\* weekly contain UP
- 987.03 \* minor
- 974.00** \* session containment
- 958.18 \* minor
- 946.30 \* intra-day containment
- 934.43 \* minor
- 922.20 \* minor
- 924.79
- 907.33** \*\*\* weekly containment
- 892.21** \*\*\* weekly containment UP
- 880.97 \* minor
- 870.40 \* minor
- 857.12 \* minor
- 848.42** \*\*\*\* multi-wk contain DP
- 830.68 \* minor
- 819.53 \* intra-day containment
- 808.30 \* minor
- 779.41 \* minor
- 762.00** \* session containment

2024 Feb Mar Apr May Jun  
 02 08 16 22 29 01 05 12 20 26 01 11 18 25 01 08 15 22 29 01 06 13 20 27 03 10 17



O= 943.69  
 H= 947.40  
 L= 918.06  
 L= 924.79✓  
 Δ= -18.80

### NVIDIA Corp. (NVDA) - daily bar chart



### Support and Resistance

- 1004.54 \*\*\* weekly contain UP**
- 987.03 \* minor
- 974.00 \* session containment**
- 958.18 \* minor
- 946.30 \* intra-day containment
- 934.43 \* minor
- 922.20 \* minor
- 907.33 \*\*\* weekly containment**
- 892.21 \*\*\* weekly containment UP**
- 880.97 \* minor
- 870.40 \* minor
- 857.12 \* minor
- 848.42 \*\*\*\* multi-wk contain DP**
- 830.68 \* minor
- 819.53 \* intra-day containment
- 808.30 \* minor
- 779.41 \* minor
- 762.00 \* session containment**

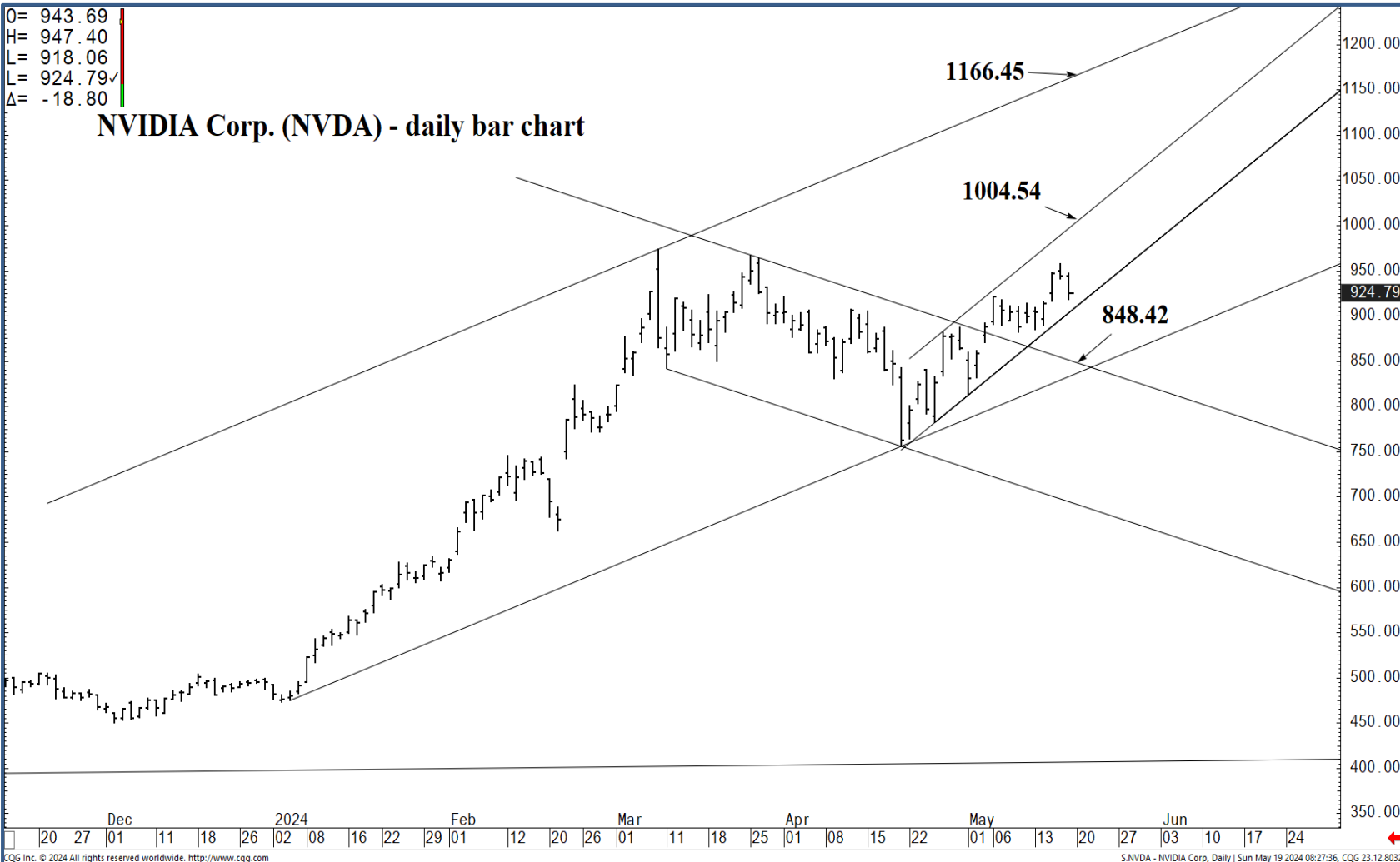
Dec 20 27 01 11 18 26 2024 02 08 16 22 29 Feb 01 12 20 26 Mar 01 11 18 25 Apr 01 08 15 22 May 01 06 13 20 27 Jun 03 10 17 24

CGG Inc. © 2024 All rights reserved worldwide. <http://www.cgg.com> S.NVDA - NVIDIA Corp, Daily | Sun May 19 2024 08:27:59, CGG 23.12.8032



O= 943.69  
H= 947.40  
L= 918.06  
L= 924.79  
Δ= -18.80

### NVIDIA Corp. (NVDA) - daily bar chart



### Support and Resistance

- 1004.54 \*\*\* weekly contain UP**
- 987.03 \* minor
- 974.00 \* session containment**
- 958.18 \* minor
- 946.30 \* intra-day containment
- 934.43 \* minor
- 922.20 \* minor
- 924.79
- 907.33 \*\*\* weekly containment**
- 892.21 \*\*\* weekly containment UP**
- 880.97 \* minor
- 870.40 \* minor
- 857.12 \* minor
- 848.42 \*\*\*\* multi-wk contain DP**
- 830.68 \* minor
- 819.53 \* intra-day containment
- 808.30 \* minor
- 779.41 \* minor
- 762.00 \* session containment**

Dec 20 27 01 11 18 26 2024 02 08 16 22 29 01 Feb 12 20 26 01 Mar 11 18 25 01 Apr 08 15 22 01 May 06 13 20 27 03 Jun 10 17 24

CGG Inc. © 2024 All rights reserved worldwide. <http://www.cgg.com>

S:NVDA - NVIDIA Corp, Daily | Sun May 19 2024 08:27:36, CQG 23.12.8032





O= 943.69  
 H= 947.40  
 L= 918.06  
 L= 924.79✓  
 Δ= -18.80

## NVIDIA Corp. (NVDA) - daily bar chart



2024 26 02 08 16 22 29 01 05 12 20 26 01 11 18 25 01 08 15 22 29 01 06 13 20 27 03 10 17  
 CQG Inc. © 2024 All rights reserved worldwide. http://www.cqg.com S:NVDA - NVIDIA Corp, Daily | Sun May 19 2024 08:26:52, CQG 23.12.8032

### Support and Resistance

- 1004.54** \*\*\* weekly contain UP
- 987.03 \* minor
- 974.00** \* session containment
- 958.18 \* minor
- 946.30 \* intra-day containment
- 934.43 \* minor
- 922.20 \* minor
- 907.33** \*\*\* weekly containment
- 892.21** \*\*\* weekly containment UP
- 880.97 \* minor
- 870.40 \* minor
- 857.12 \* minor
- 848.42** \*\*\*\* multi-wk contain DP
- 830.68 \* minor
- 819.53 \* intra-day containment
- 808.30 \* minor
- 779.41 \* minor
- 762.00** \* session containment

