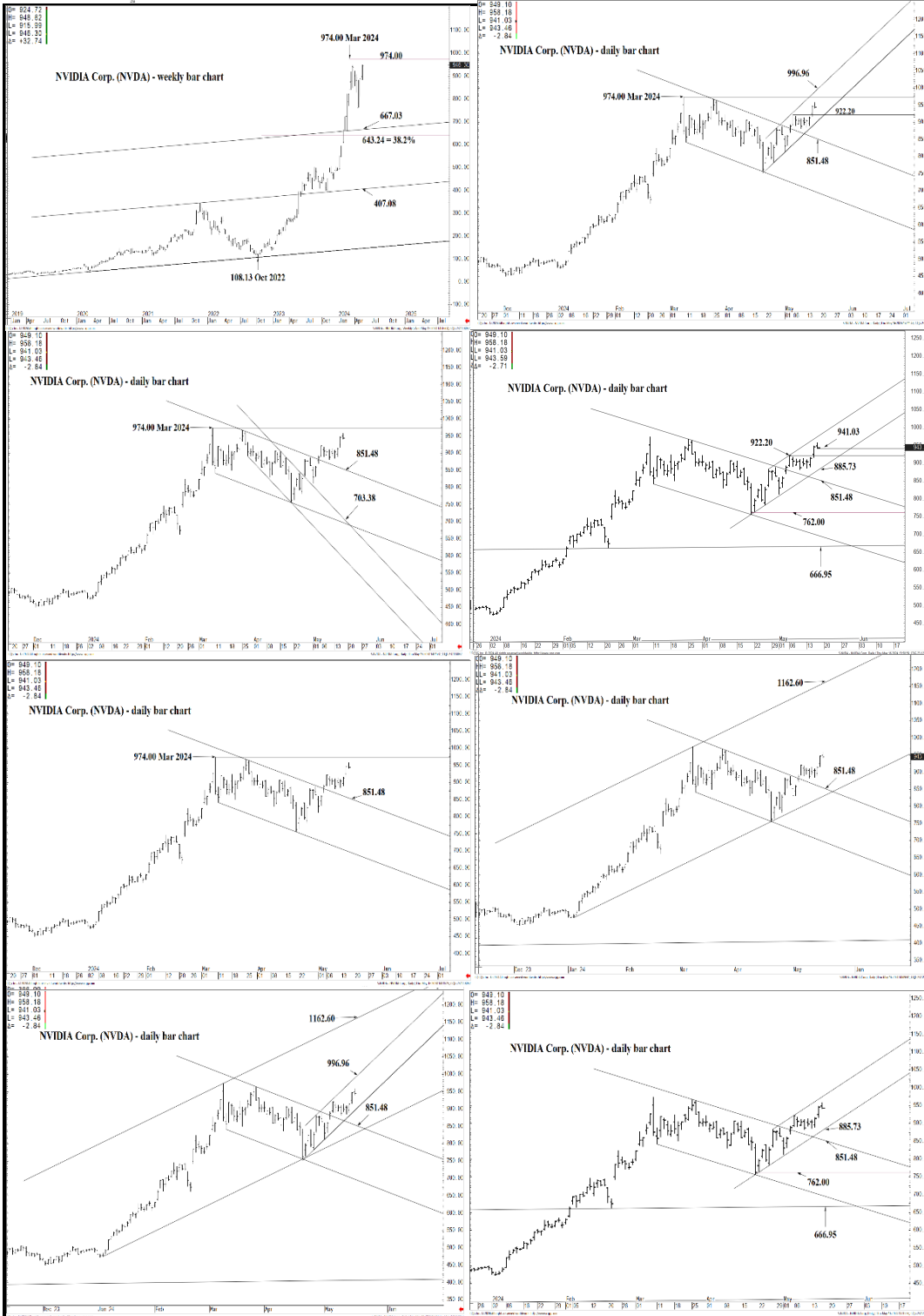




WICKED STOCKS

DIRECTIONAL CLARITY FOR THE ACTIVE INVESTOR

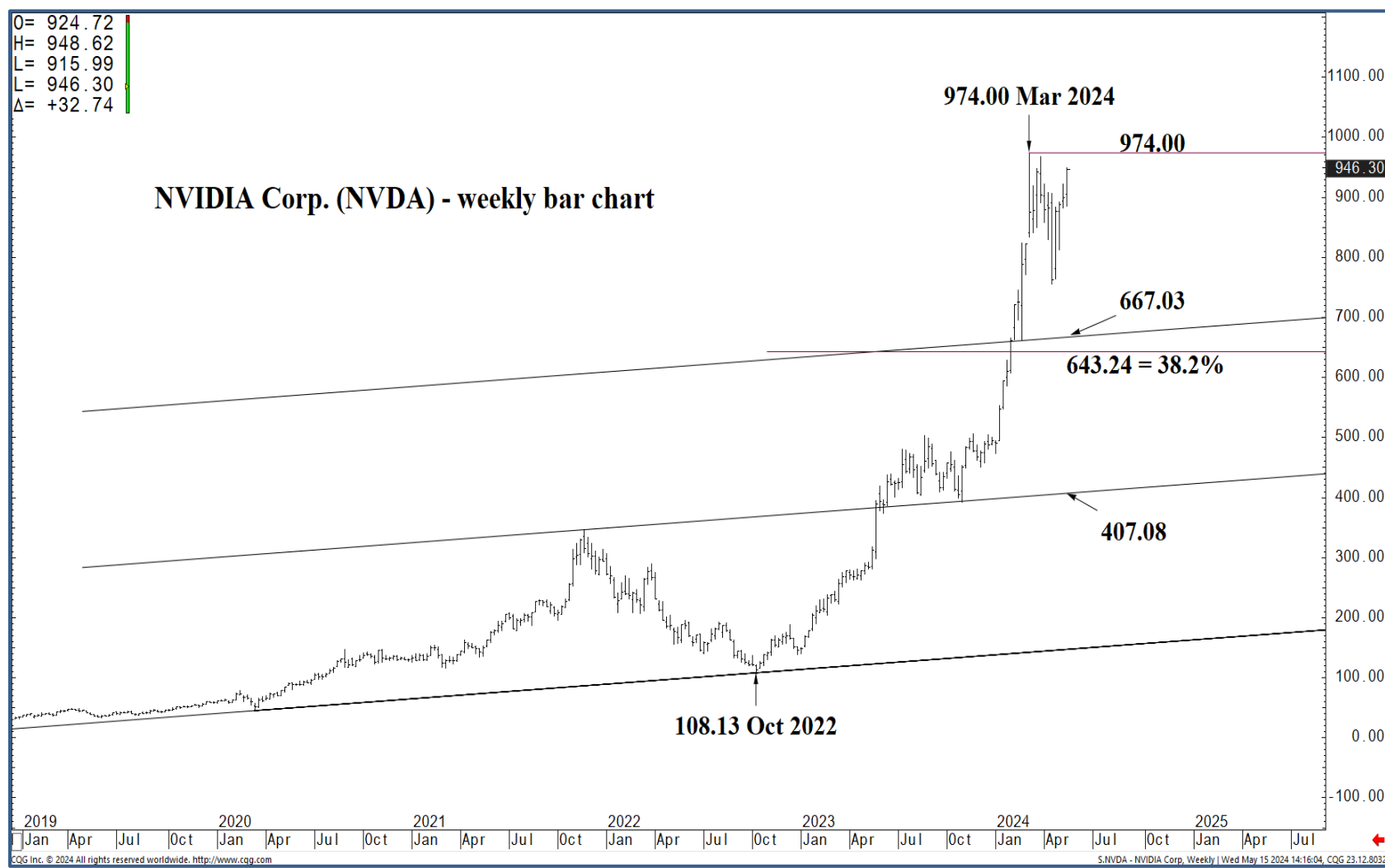


Support and Resistance

- 996.96** * session containment UP
- 980.55 * minor
- 974.00 * intra-day containment
- 967.65 * minor
- 941.03 * intra-day containment
- 934.43 * minor
- 922.20** * session containment
- 914.94 * minor
- 900.39 * minor
- 896.61 * minor
- 885.73** *** weekly containment UP
- 851.48** **** multi-week contain DP
- 839.13 * minor
- 819.53 * intra-day containment
- 808.30 * minor
- 779.41 * minor
- 762.00** * session containment

O= 924.72
 H= 948.62
 L= 915.99
 L= 946.30
 Δ= +32.74

NVIDIA Corp. (NVDA) - weekly bar chart



Support and Resistance

- 996.96 * session containment UP**
- 980.55 * minor
- 974.00 * intra-day containment
- 967.65 * minor
- 941.03 * intra-day containment
- 934.43 * minor
- 922.20 * session containment**
- 914.94 * minor
- 900.39 * minor
- 896.61 * minor
- 885.73 *** weekly containment UP**
- 851.48 **** multi-week contain DP**
- 839.13 * minor
- 819.53 * intra-day containment
- 808.30 * minor
- 779.41 * minor
- 762.00 * session containment**

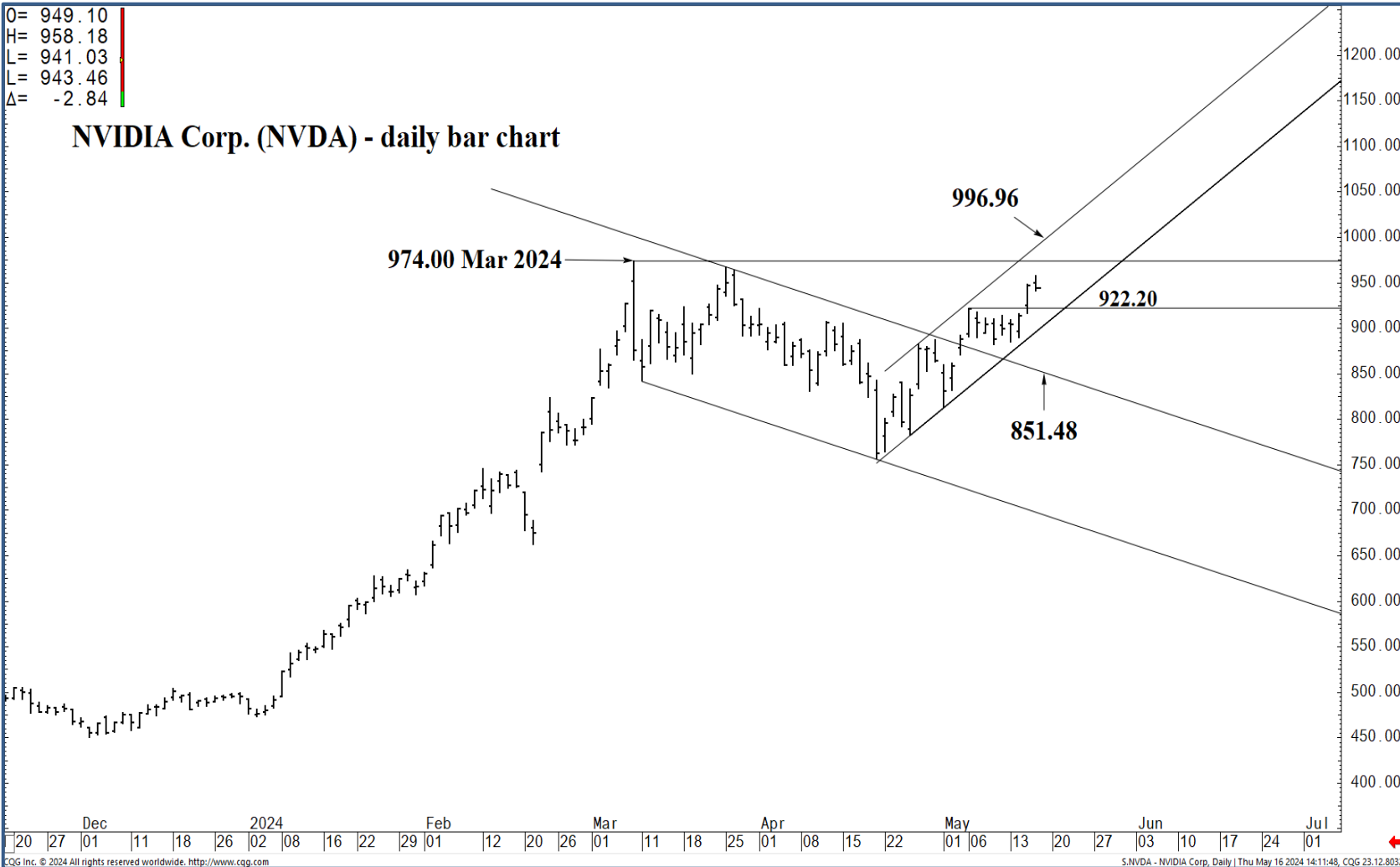
2019 Jan Apr Jul Oct 2020 Jan Apr Jul Oct 2021 Jan Apr Jul Oct 2022 Jan Apr Jul Oct 2023 Jan Apr Jul Oct 2024 Jan Apr Jul Oct 2025 Jan Apr Jul

CGG Inc. © 2024 All rights reserved worldwide. <http://www.cgg.com> S.NVDA - NVIDIA Corp, Weekly | Wed May 15 2024 14:16:04, CQG 23.12.8032



O= 949.10
 H= 958.18
 L= 941.03
 C= 943.46
 Δ= -2.84

NVIDIA Corp. (NVDA) - daily bar chart



Support and Resistance

- 996.96** * session containment UP
- 980.55 * minor
- 974.00 * intra-day containment
- 967.65 * minor
- 941.03 * intra-day containment
- 934.43 * minor
- 922.20** * session containment
- 914.94 * minor
- 900.39 * minor
- 896.61 * minor
- 885.73** *** weekly containment UP
- 851.48** **** multi-week contain DP
- 839.13 * minor
- 819.53 * intra-day containment
- 808.30 * minor
- 779.41 * minor
- 762.00** * session containment

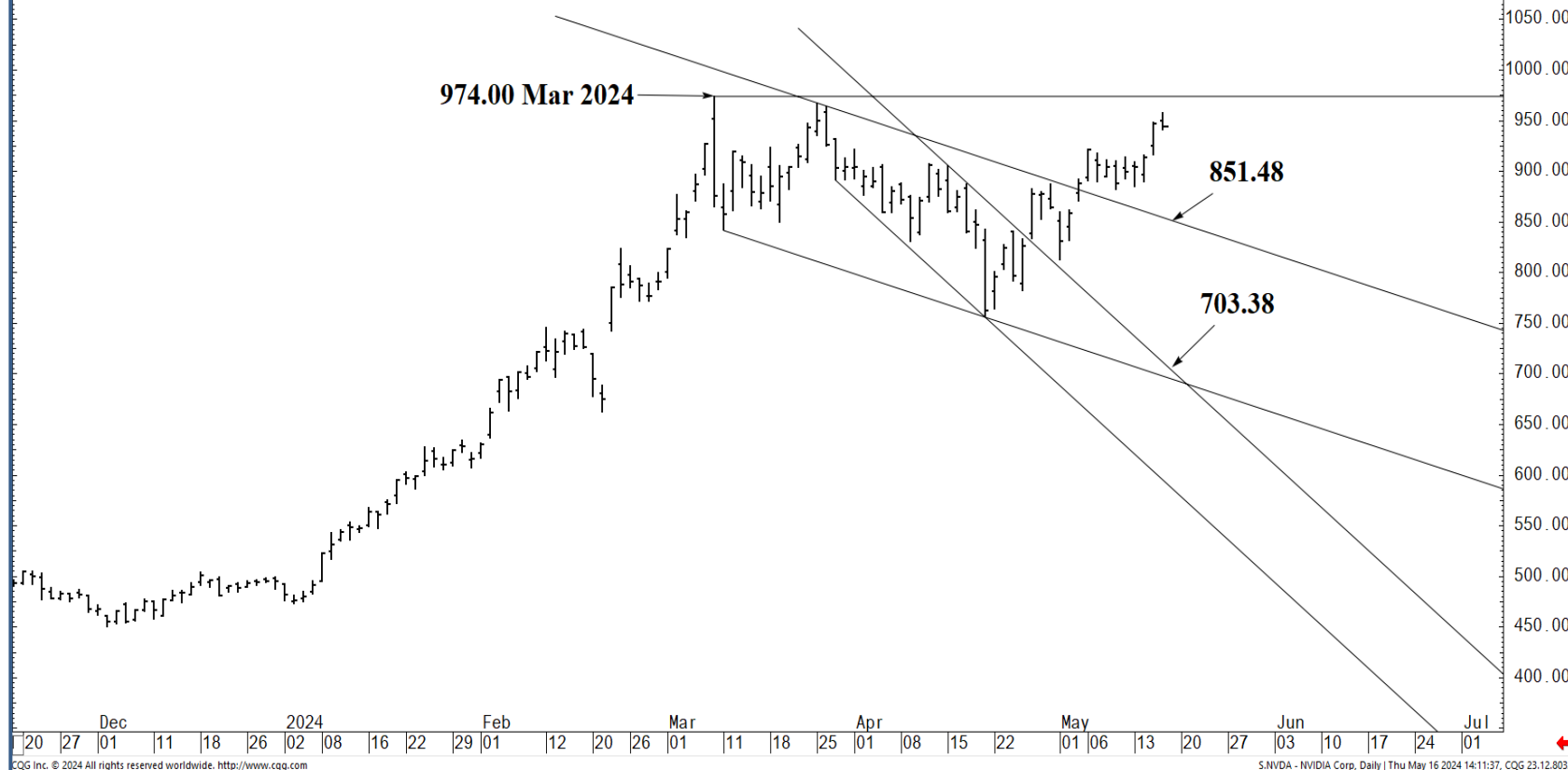
Dec 20 27 01 11 18 26 2024 02 08 16 22 29 Feb 01 12 20 26 Mar 01 11 18 25 Apr 01 08 15 22 May 01 06 13 20 27 Jun 03 10 17 24 Jul 01

CGG Inc. © 2024 All rights reserved worldwide. http://www.cgg.com S.NVDA - NVIDIA Corp, Daily | Thu May 16 2024 14:11:48, CGG 23.12.8032



O= 949.10
 H= 958.18
 L= 941.03
 Δ= -2.84

NVIDIA Corp. (NVDA) - daily bar chart



Support and Resistance

- 996.96** * session containment UP
- 980.55 * minor
- 974.00 * intra-day containment
- 967.65 * minor
- 941.03 * intra-day containment
- 934.43 * minor
- 922.20** * session containment
- 914.94 * minor
- 900.39 * minor
- 896.61 * minor
- 885.73** *** weekly containment UP
- 851.48** **** multi-week contain DP
- 839.13 * minor
- 819.53 * intra-day containment
- 808.30 * minor
- 779.41 * minor
- 762.00** * session containment



O= 949.10
 H= 958.18
 L= 941.03
 L= 943.59
 Δ= -2.71

NVIDIA Corp. (NVDA) - daily bar chart



Support and Resistance

- 996.96** * session containment UP
- 980.55 * minor
- 974.00 * intra-day containment
- 967.65 * minor
- 941.03 * intra-day containment
- 934.43 * minor
- 922.20** * session containment
- 914.94 * minor
- 900.39 * minor
- 896.61 * minor
- 885.73** *** weekly containment UP
- 851.48** ***** multi-week contain DP
- 839.13 * minor
- 819.53 * intra-day containment
- 808.30 * minor
- 779.41 * minor
- 762.00** * session containment



O= 949.10
 H= 958.18
 L= 941.03
 L= 943.46
 Δ= -2.84

NVIDIA Corp. (NVDA) - daily bar chart



Support and Resistance

- 996.96** * session containment UP
- 980.55 * minor
- 974.00 * intra-day containment
- 967.65 * minor
- 941.03 * intra-day containment
- 934.43 * minor
- 922.20** * session containment
- 914.94 * minor
- 900.39 * minor
- 896.61 * minor
- 885.73** *** weekly containment UP
- 851.48** **** multi-week contain DP
- 839.13 * minor
- 819.53 * intra-day containment
- 808.30 * minor
- 779.41 * minor
- 762.00** * session containment



O= 949.10
H= 958.18
L= 941.03
L= 943.46
Δ= -2.84

NVIDIA Corp. (NVDA) - daily bar chart



Support and Resistance

- 996.96 * session containment UP**
- 980.55 * minor
- 974.00 * intra-day containment
- 967.65 * minor
- 941.03 * intra-day containment
- 934.43 * minor
- 922.20 * session containment**
- 914.94 * minor
- 900.39 * minor
- 896.61 * minor
- 885.73 *** weekly containment UP**
- 851.48 **** multi-week contain DP**
- 839.13 * minor
- 819.53 * intra-day containment
- 808.30 * minor
- 779.41 * minor
- 762.00 * session containment**



O= 949.10
 H= 958.18
 L= 941.03
 L= 943.46
 Δ= -2.84

NVIDIA Corp. (NVDA) - daily bar chart



Support and Resistance

- 996.96 * session containment UP**
- 980.55 * minor
- 974.00 * intra-day containment
- 967.65 * minor
- 941.03 * intra-day containment
- 934.43 * minor
- 922.20 * session containment**
- 914.94 * minor
- 900.39 * minor
- 896.61 * minor
- 885.73 *** weekly containment UP**
- 851.48 **** multi-week contain DP**
- 839.13 * minor
- 819.53 * intra-day containment
- 808.30 * minor
- 779.41 * minor
- 762.00 * session containment**

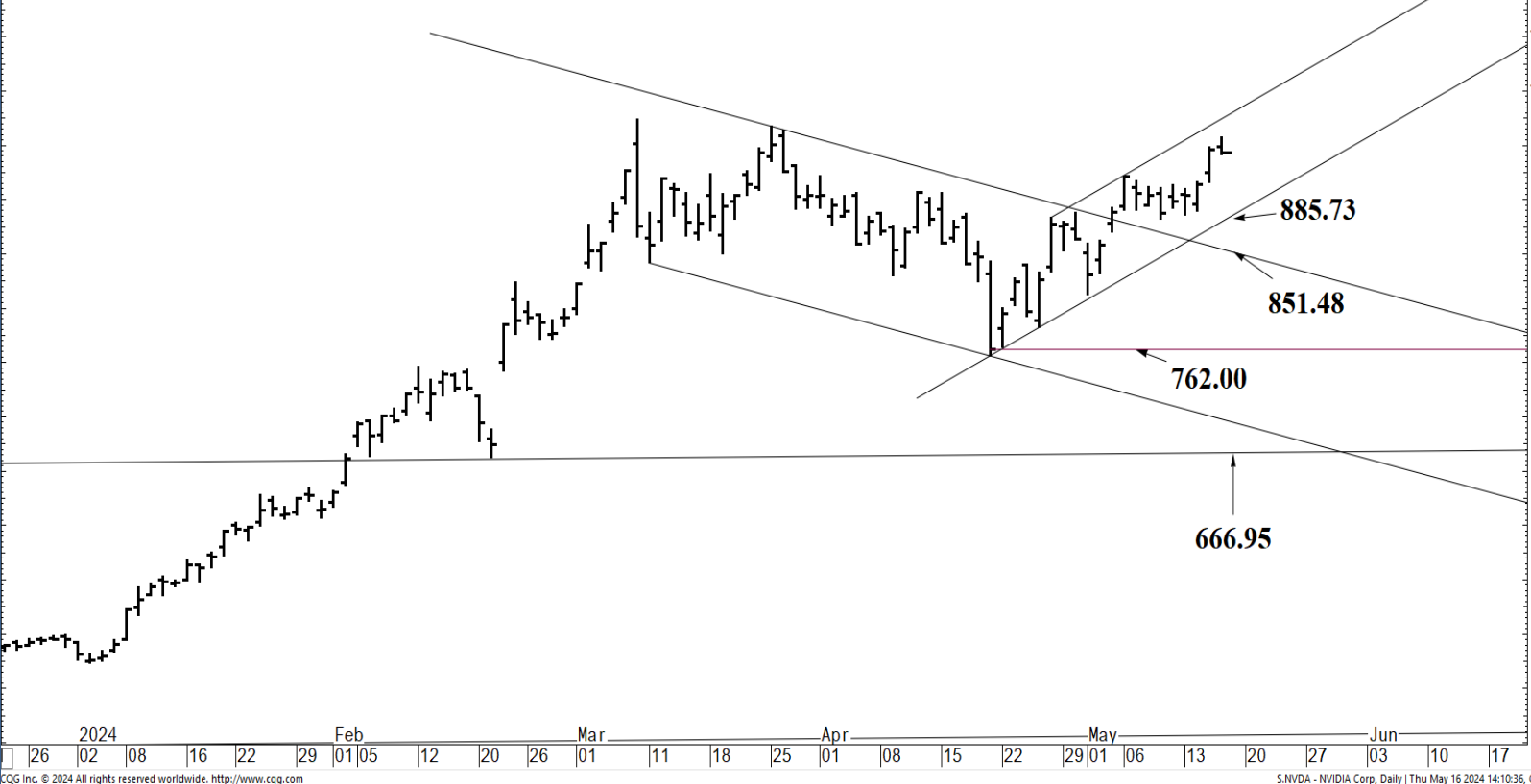
Dec 23 | Jan 24 | Feb | Mar | Apr | May | Jun

CGG Inc. © 2024 All rights reserved worldwide. <http://www.cgg.com> S.NVDA - NVIDIA Corp, Daily | Thu May 16 2024 14:10:03, CQG 23.12.8032



O= 949.10
 H= 958.18
 L= 941.03
 L= 943.46
 Δ= -2.84

NVIDIA Corp. (NVDA) - daily bar chart



Support and Resistance

- 996.96** * session containment UP
- 980.55 * minor
- 974.00 * intra-day containment
- 967.65 * minor
- 941.03 * intra-day containment
- 934.43 * minor
- 922.20** * session containment
- 914.94 * minor
- 900.39 * minor
- 896.61 * minor
- 885.73** *** weekly containment UP
- 851.48** **** multi-week contain DP
- 839.13 * minor
- 819.53 * intra-day containment
- 808.30 * minor
- 779.41 * minor
- 762.00** * session containment

CGG Inc. © 2024 All rights reserved worldwide. <http://www.cgg.com>

S:NVDA - NVIDIA Corp, Daily | Thu May 16 2024 14:10:36, CGG 23.12.8032

