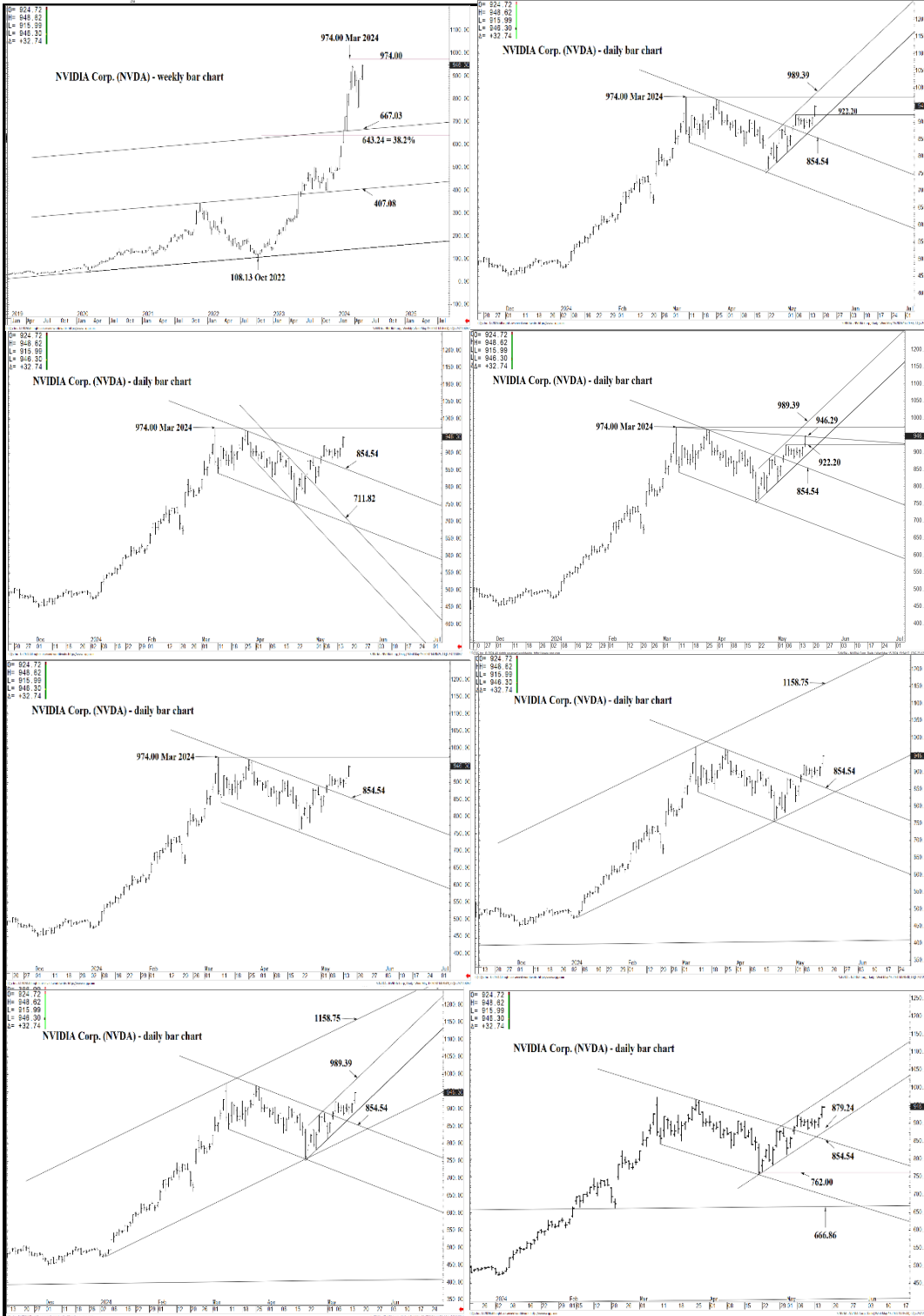




WICKED STOCKS

DIRECTIONAL CLARITY FOR THE ACTIVE INVESTOR



Support and Resistance

- 989.39** * session containment UP
- 974.00 * minor
- 963.75 * minor
- 946.29 * intra-day containment
- 934.43 * minor
- 922.20 * intra-day containment
- 915.99 * minor
- 903.18 * minor
- 896.61 * minor

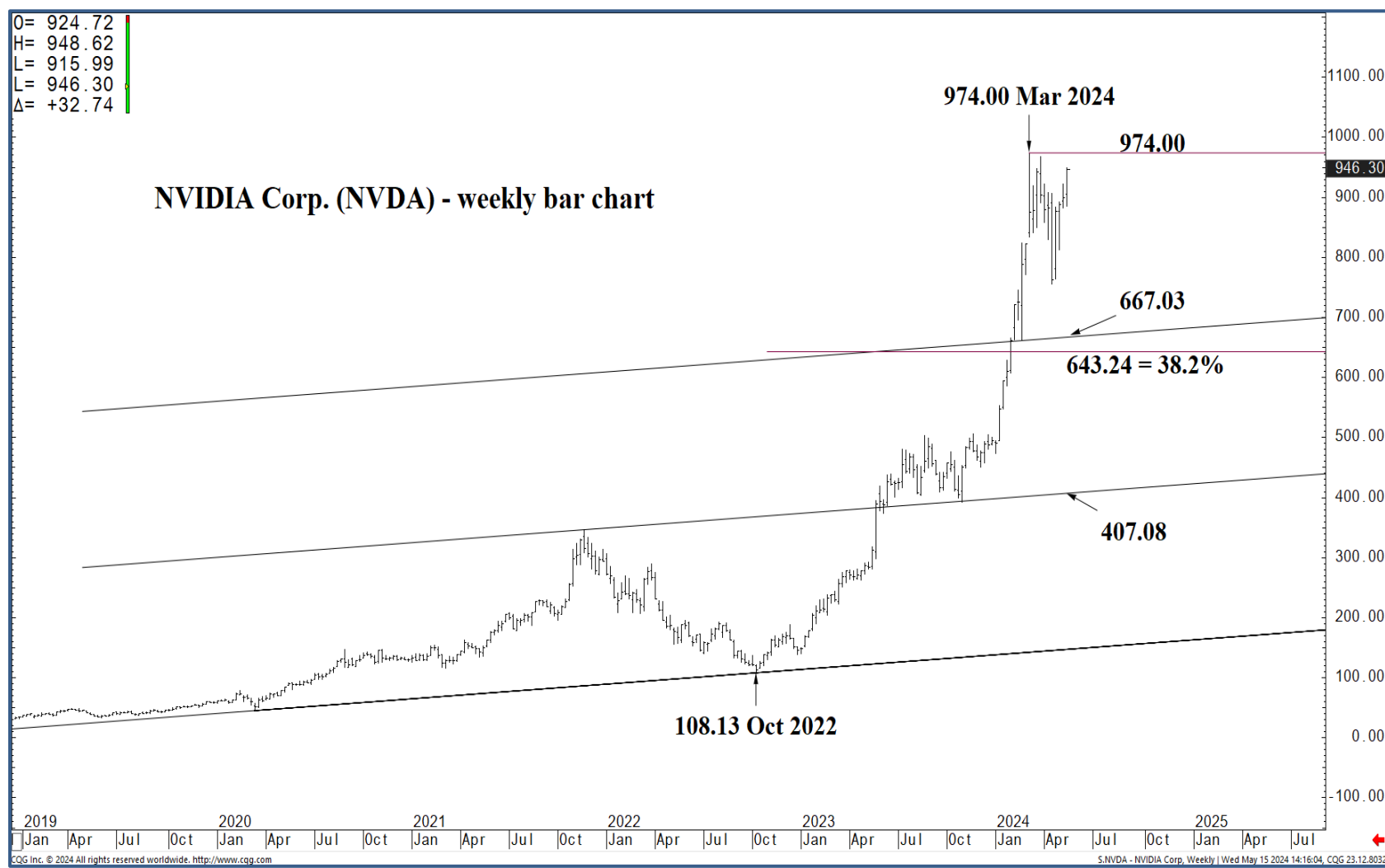
- 879.24** *** weekly containment UP
- 854.54** *** weekly containment DP

- 839.13 * minor
- 819.53 * intra-day containment
- 808.30 * minor
- 779.41 * minor

- 762.00** * session containment

O= 924.72
 H= 948.62
 L= 915.99
 L= 946.30
 Δ= +32.74

NVIDIA Corp. (NVDA) - weekly bar chart



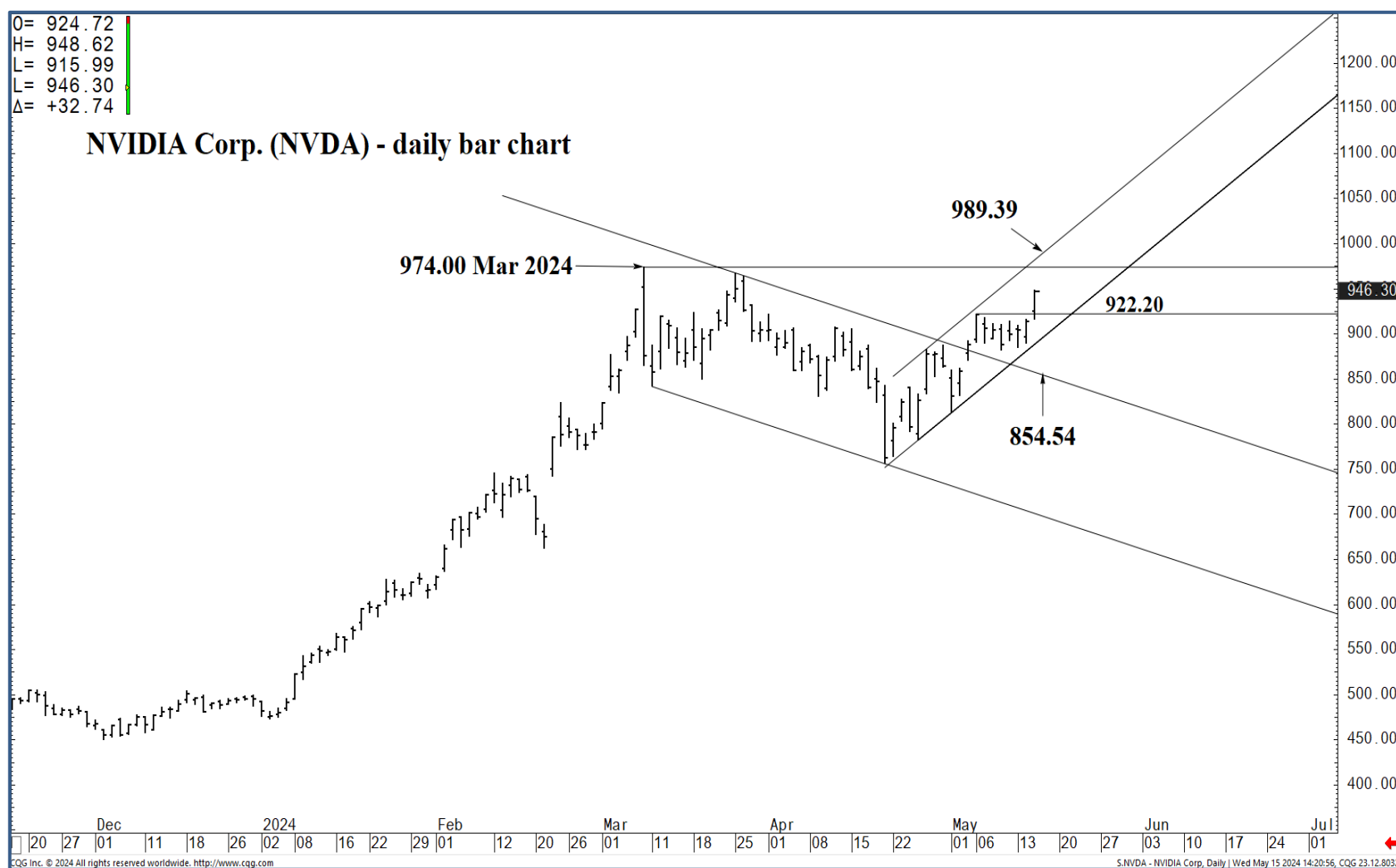
Support and Resistance

- 989.39 * session containment UP**
- 974.00 * minor
- 963.75 * minor
- 946.29 * intra-day containment
- 934.43 * minor
- 922.20 * intra-day containment
- 915.99 * minor
- 903.18 * minor
- 896.61 * minor
- 879.24 *** weekly containment UP**
- 854.54 *** weekly containment DP**
- 839.13 * minor
- 819.53 * intra-day containment
- 808.30 * minor
- 779.41 * minor
- 762.00 * session containment**



O= 924.72
 H= 948.62
 L= 915.99
 C= 946.30
 Δ= +32.74

NVIDIA Corp. (NVDA) - daily bar chart



Support and Resistance

- 989.39** * session containment UP
- 974.00 * minor
- 963.75 * minor
- 946.29 * intra-day containment
- 934.43 * minor
- 922.20 * intra-day containment
- 915.99 * minor
- 903.18 * minor
- 896.61 * minor
- 879.24** *** weekly containment UP
- 854.54** *** weekly containment DP
- 839.13 * minor
- 819.53 * intra-day containment
- 808.30 * minor
- 779.41 * minor
- 762.00** * session containment

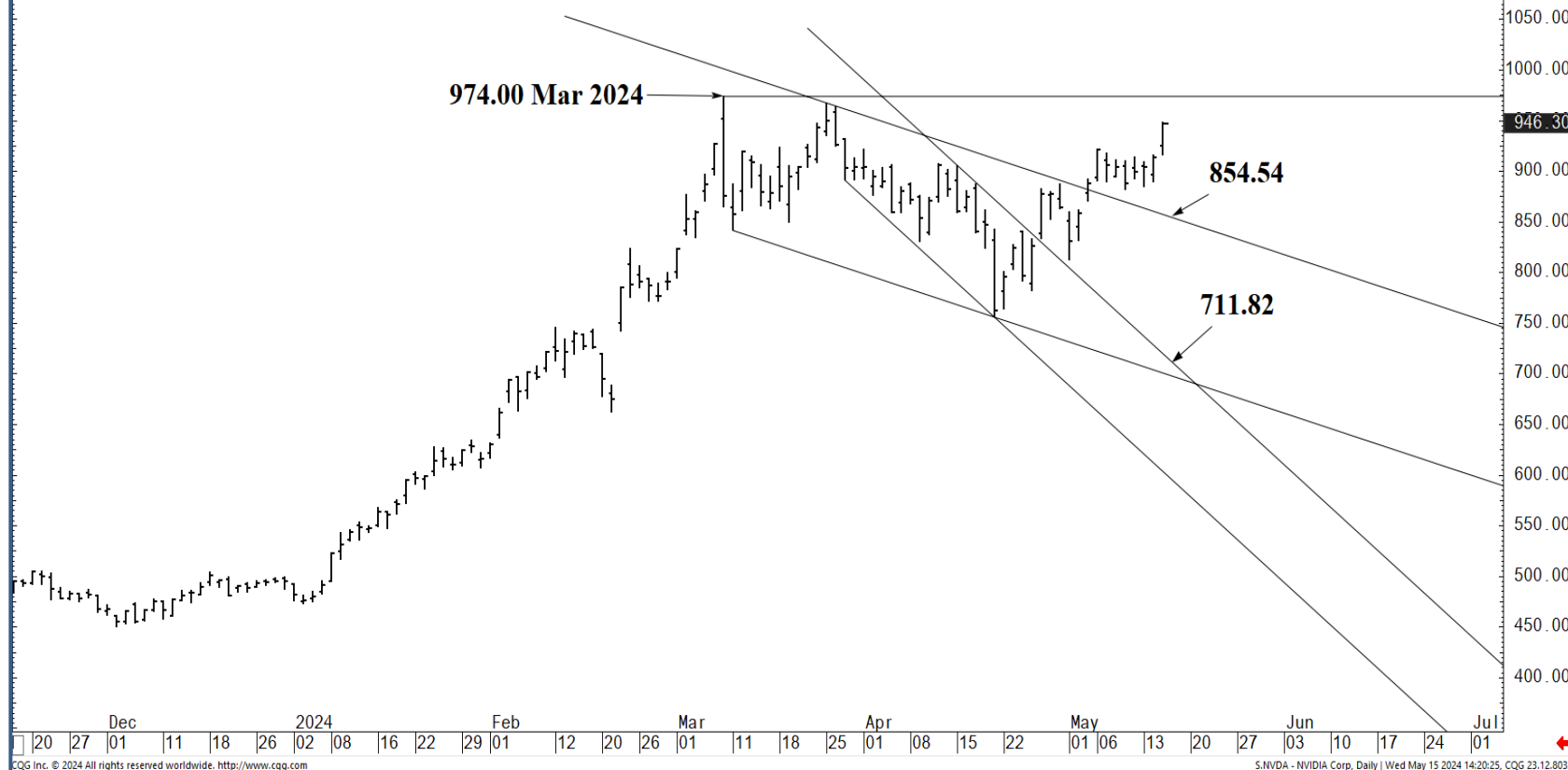
Dec 20 27 01 11 18 26 2024 02 08 16 22 29 01 12 20 26 01 11 18 25 01 08 15 22 01 06 13 20 27 03 10 17 24 01 Jul

CGG Inc. © 2024 All rights reserved worldwide. <http://www.cgg.com> S.NVDA - NVIDIA Corp, Daily | Wed May 15 2024 14:20:56, CQG 23.12.8032



O= 924.72
 H= 948.62
 L= 915.99
 C= 946.30
 Δ= +32.74

NVIDIA Corp. (NVDA) - daily bar chart



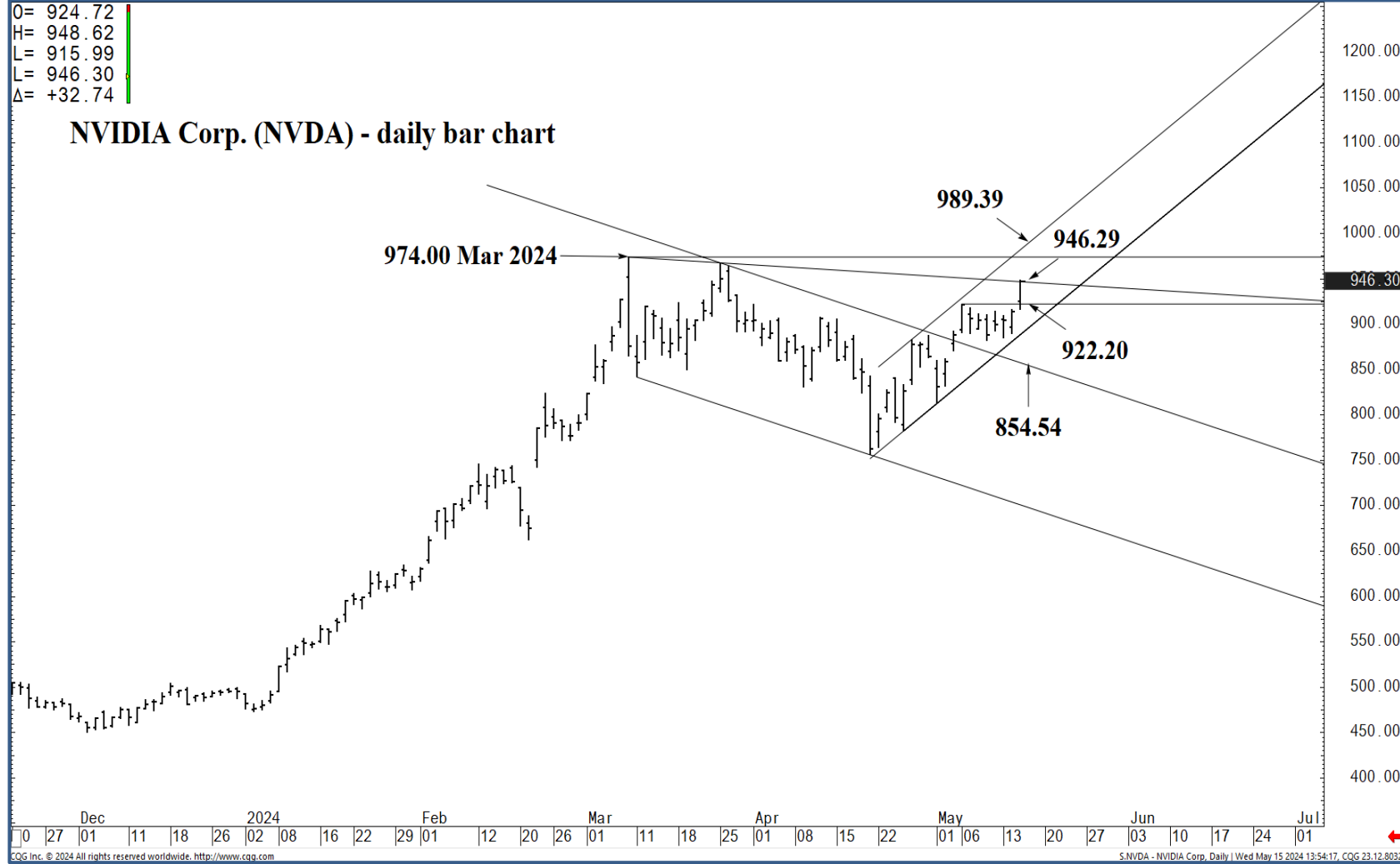
Support and Resistance

- 989.39 * session containment UP**
- 974.00 * minor
- 963.75 * minor
- 946.29 * intra-day containment
- 934.43 * minor
- 922.20 * intra-day containment
- 915.99 * minor
- 903.18 * minor
- 896.61 * minor
- 879.24 *** weekly containment UP**
- 854.54 *** weekly containment DP**
- 839.13 * minor
- 819.53 * intra-day containment
- 808.30 * minor
- 779.41 * minor
- 762.00 * session containment**



O= 924.72
 H= 948.62
 L= 915.99
 C= 946.30
 Δ= +32.74

NVIDIA Corp. (NVDA) - daily bar chart



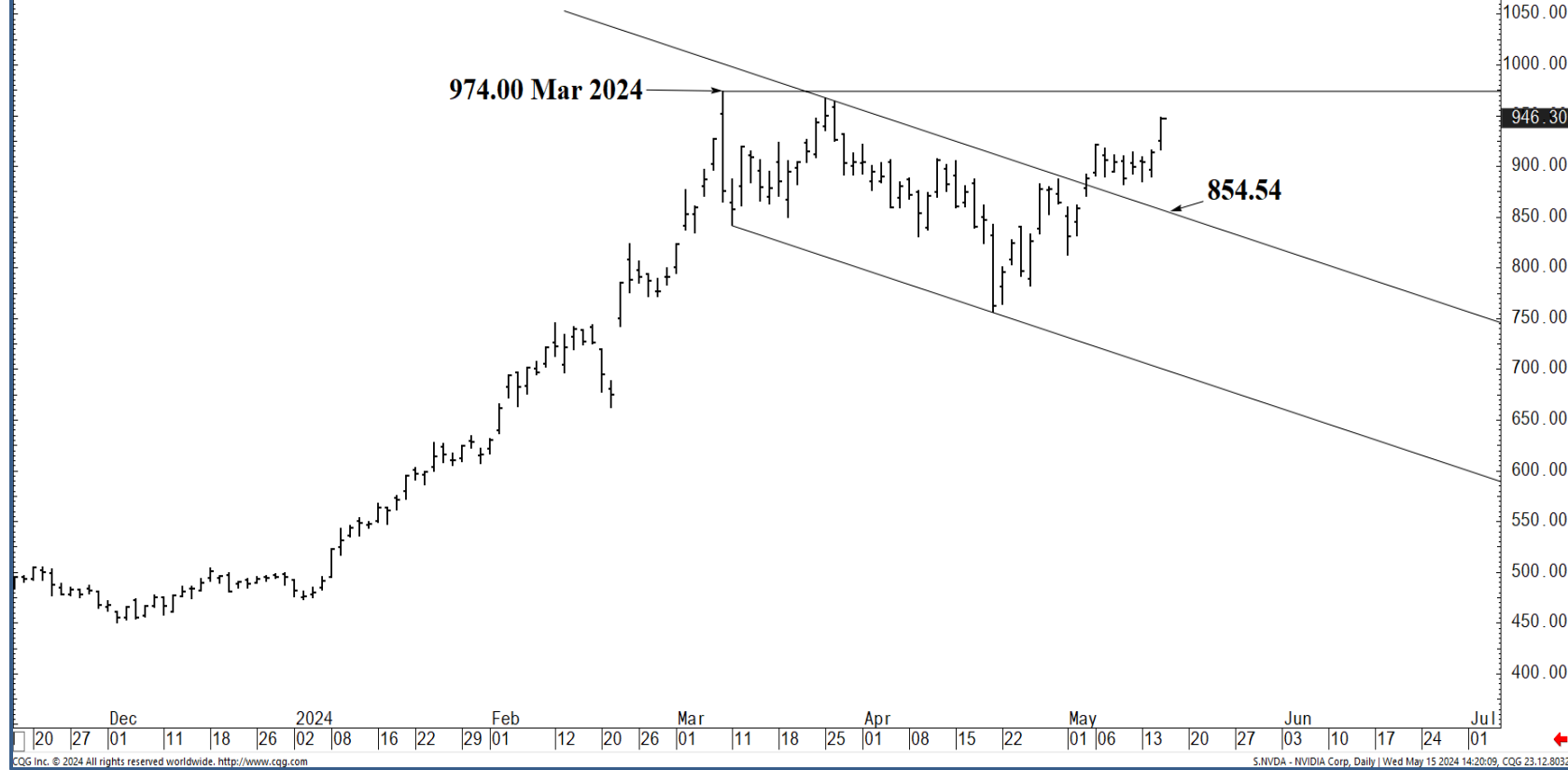
Support and Resistance

- 989.39** * session containment UP
- 974.00 * minor
- 963.75 * minor
- 946.29 * intra-day containment
- 934.43 * minor
- 922.20 * intra-day containment
- 915.99 * minor
- 903.18 * minor
- 896.61 * minor
- 879.24** *** weekly containment UP
- 854.54** *** weekly containment DP
- 839.13 * minor
- 819.53 * intra-day containment
- 808.30 * minor
- 779.41 * minor
- 762.00** * session containment



O= 924.72
H= 948.62
L= 915.99
L= 946.30
Δ= +32.74

NVIDIA Corp. (NVDA) - daily bar chart



Support and Resistance

- 989.39** * session containment UP
- 974.00 * minor
- 963.75 * minor
- 946.29 * intra-day containment
- 934.43 * minor
- 922.20 * intra-day containment
- 915.99 * minor
- 903.18 * minor
- 896.61 * minor
- 879.24** *** weekly containment UP
- 854.54** *** weekly containment DP
- 839.13 * minor
- 819.53 * intra-day containment
- 808.30 * minor
- 779.41 * minor
- 762.00** * session containment

Dec 20 27 01 11 18 26 2024 02 08 16 22 29 Feb 01 12 20 Mar 01 11 18 25 Apr 01 08 15 22 May 01 06 13 20 27 Jun 03 10 17 24 Jul 01

CGG Inc. © 2024 All rights reserved worldwide. <http://www.cgg.com> S:NVDA - NVIDIA Corp, Daily | Wed May 15 2024 14:28:09, CQG 23.12.8032



O= 924.72
 H= 948.62
 L= 915.99
 L= 946.30
 Δ= +32.74

NVIDIA Corp. (NVDA) - daily bar chart



Support and Resistance

- 989.39 * session containment UP**
- 974.00 * minor
- 963.75 * minor
- 946.29 * intra-day containment
- 934.43 * minor
- 922.20 * intra-day containment
- 915.99 * minor
- 903.18 * minor
- 896.61 * minor
- 879.24 *** weekly containment UP**
- 854.54 *** weekly containment DP**
- 839.13 * minor
- 819.53 * intra-day containment
- 808.30 * minor
- 779.41 * minor
- 762.00 * session containment**



O= 924.72
 H= 948.62
 L= 915.99
 L= 946.30
 Δ= +32.74

NVIDIA Corp. (NVDA) - daily bar chart



Support and Resistance

- 989.39 * session containment UP**
- 974.00 * minor
- 963.75 * minor
- 946.29 * intra-day containment
- 934.43 * minor
- 922.20 * intra-day containment
- 915.99 * minor
- 903.18 * minor
- 896.61 * minor
- 879.24 *** weekly containment UP**
- 854.54 *** weekly containment DP**
- 839.13 * minor
- 819.53 * intra-day containment
- 808.30 * minor
- 779.41 * minor
- 762.00 * session containment**

Dec 13 20 27 01 11 18 26 2024 02 08 16 22 29 01 12 20 26 01 11 18 25 01 08 15 22 01 06 13 20 27 03 10 17 24

CGG Inc. © 2024 All rights reserved worldwide. <http://www.cgg.com> S:NVDA - NVIDIA Corp. Daily | Wed May 15 2024 14:22:11, CQG 23.12.8032



O= 924.72
 H= 948.62
 L= 915.99
 C= 946.30
 Δ= +32.74

NVIDIA Corp. (NVDA) - daily bar chart



CGG Inc. © 2024 All rights reserved worldwide. <http://www.cgg.com> S:NVDA - NVIDIA Corp, Daily | Wed May 15 2024 14:16:44, CGG 23.12.8032

Support and Resistance

- 989.39** * session containment UP
- 974.00 * minor
- 963.75 * minor
- 946.29 * intra-day containment
- 934.43 * minor
- 922.20 * intra-day containment
- 915.99 * minor
- 903.18 * minor
- 896.61 * minor
- 879.24** *** weekly containment UP
- 854.54** *** weekly containment DP
- 839.13 * minor
- 819.53 * intra-day containment
- 808.30 * minor
- 779.41 * minor
- 762.00** * session containment

