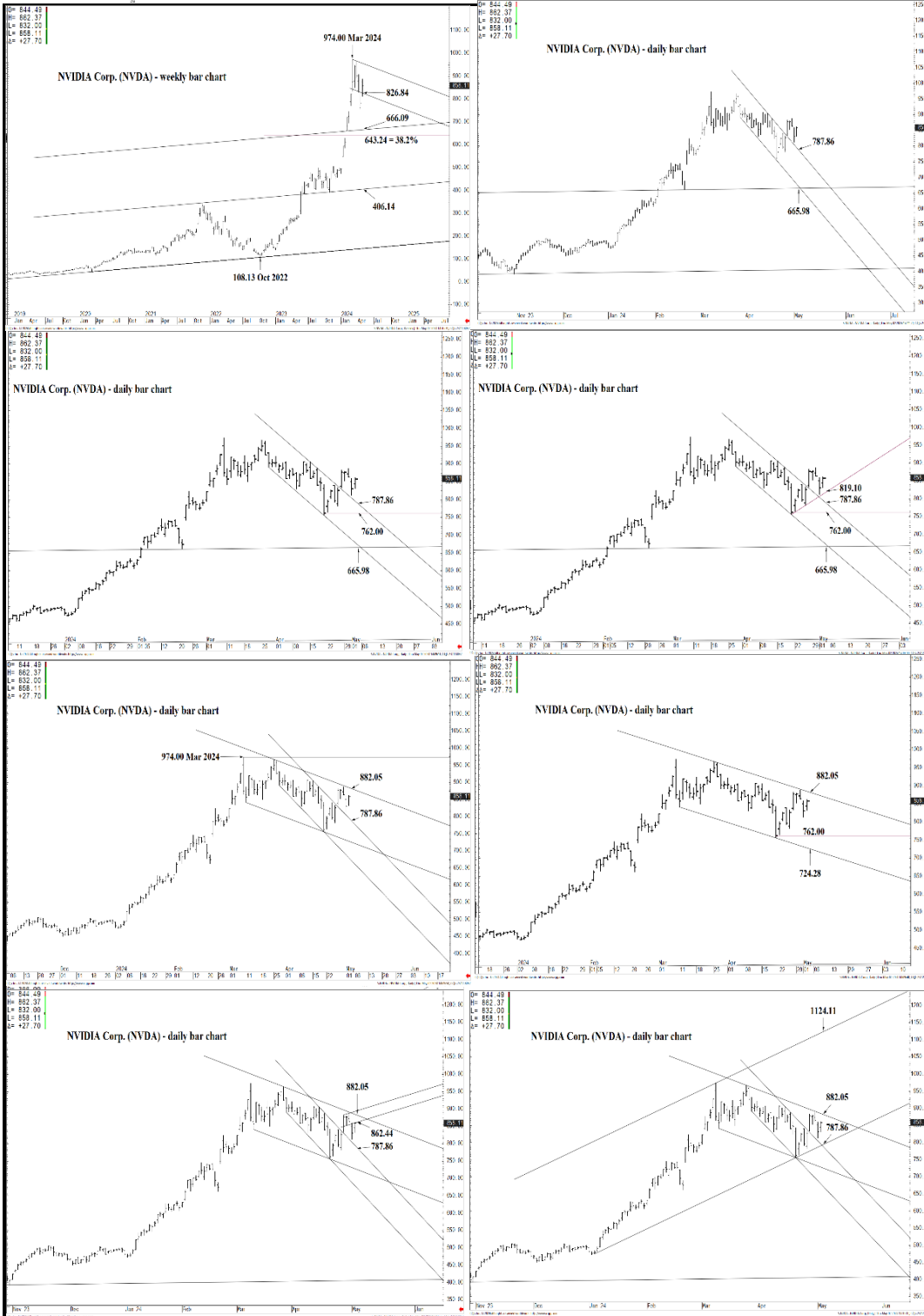




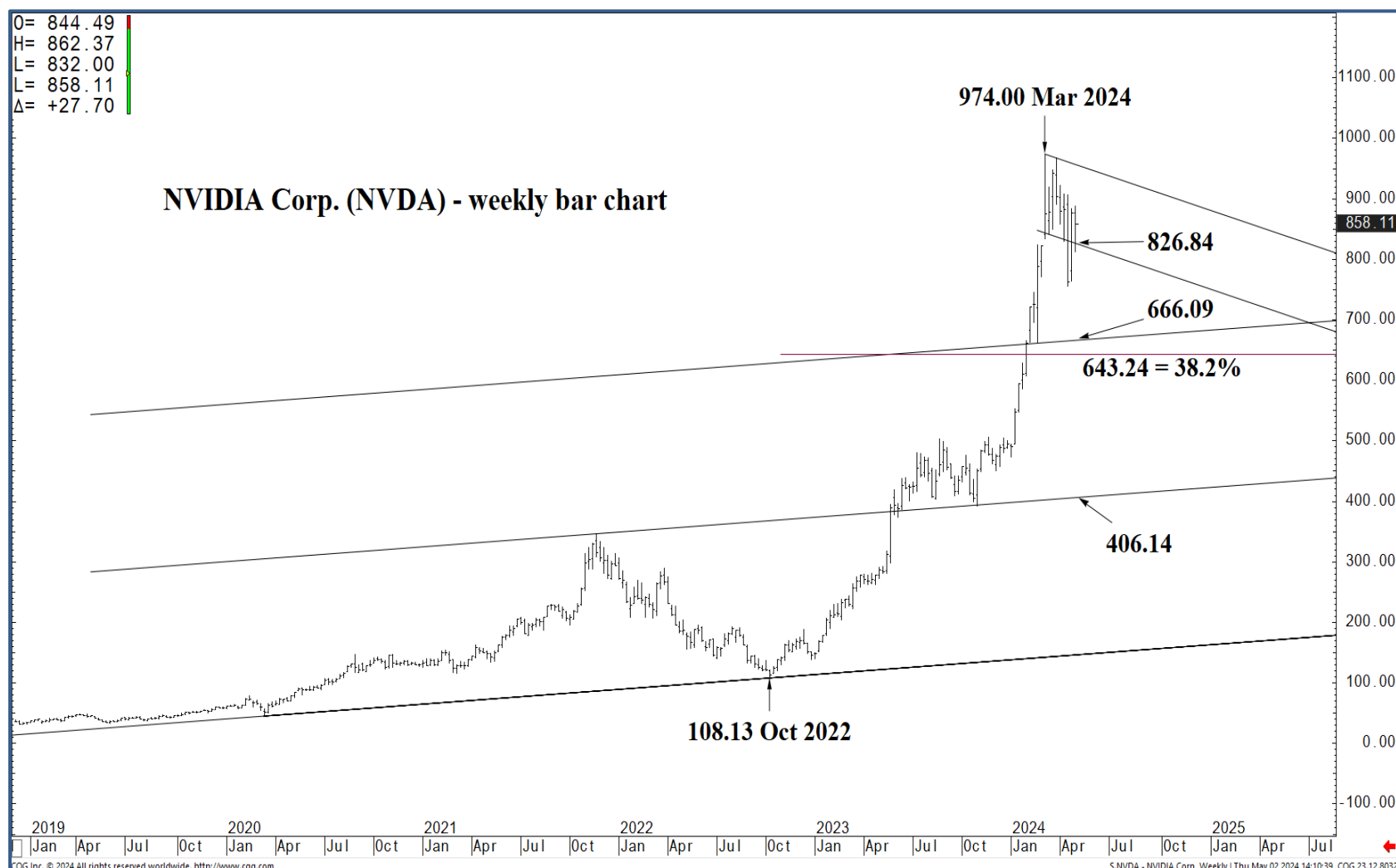
# WICKED STOCKS

DIRECTIONAL CLARITY FOR THE ACTIVE INVESTOR



## Support and Resistance

- 974.00** \* session containment
- 961.18 \* minor
- 950.02 \* minor
- 935.10 \* minor
- 907.38 \* minor
- 882.05** \*\*\* weekly containment UP
- 874.91 \* minor
- 862.44 \* intra-day containment
- 850.37 \* minor
- 837.72 \* minor
- 819.10 \* intra-day containment
- 806.53 \* minor
- 787.86** \* session containment
- 777.50 \* minor
- 762.00** \* session containment



### Support and Resistance

- 974.00 \* session containment**
- 961.18 \* minor
- 950.02 \* minor
- 935.10 \* minor
- 907.38 \* minor
- 882.05 \*\*\* weekly containment UP**
- 874.91 \* minor
- 862.44 \* intra-day containment
- 850.37 \* minor
- 837.72 \* minor
- 819.10 \* intra-day containment
- 806.53 \* minor
- 787.86 \* session containment**
- 777.50 \* minor
- 762.00 \* session containment**

O= 844.49  
 H= 862.37  
 L= 832.00  
 L= 858.11  
 Δ= +27.70

**NVIDIA Corp. (NVDA) - weekly bar chart**

2019 Jan Apr Jul Oct 2020 Jan Apr Jul Oct 2021 Jan Apr Jul Oct 2022 Jan Apr Jul Oct 2023 Jan Apr Jul Oct 2024 Jan Apr Jul Oct 2025 Jan Apr Jul

CGG Inc. © 2024 All rights reserved worldwide. <http://www.cgg.com> S.NVDA - NVIDIA Corp, Weekly | Thu May 02 2024 14:10:39, CQG 23.12.8032



O= 844.49  
 H= 862.37  
 L= 832.00  
 C= 858.11  
 Δ= +27.70

## NVIDIA Corp. (NVDA) - daily bar chart



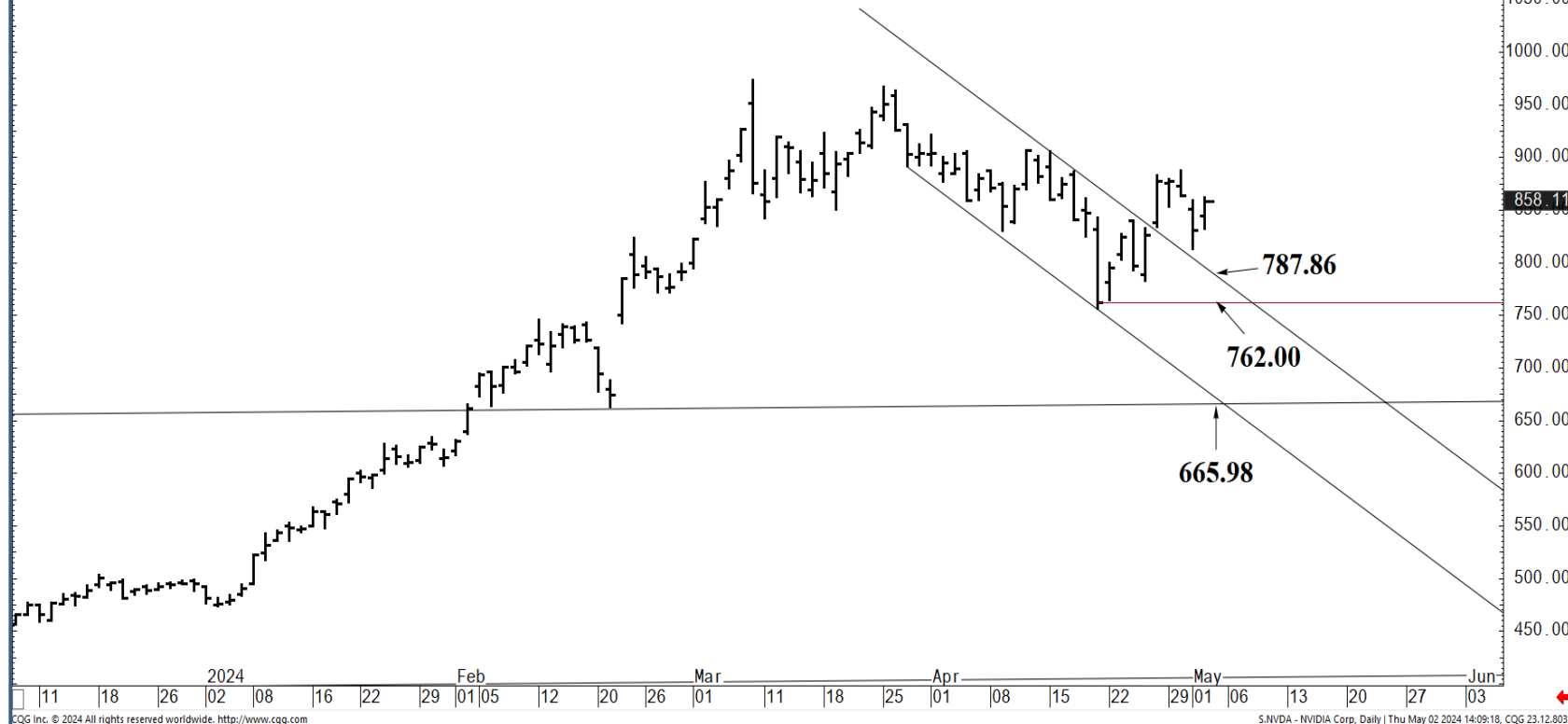
### Support and Resistance

- 974.00** \* session containment
- 961.18 \* minor
- 950.02 \* minor
- 935.10 \* minor
- 907.38 \* minor
- 882.05** \*\*\* weekly containment UP
- 874.91 \* minor
- 862.44 \* intra-day containment
- 858.11 \* minor
- 837.72 \* minor
- 819.10 \* intra-day containment
- 806.53 \* minor
- 787.86** \* session containment
- 777.50 \* minor
- 762.00** \* session containment



O= 844.49  
 H= 862.37  
 L= 832.00  
 C= 858.11  
 Δ= +27.70

### NVIDIA Corp. (NVDA) - daily bar chart



### Support and Resistance

- 974.00** \* session containment
- 961.18 \* minor
- 950.02 \* minor
- 935.10 \* minor
- 907.38 \* minor
- 882.05** \*\*\* weekly containment UP
- 874.91 \* minor
- 862.44 \* intra-day containment
- 850.37 \* minor
- 837.72 \* minor
- 819.10 \* intra-day containment
- 806.53 \* minor
- 787.86** \* session containment
- 777.50 \* minor
- 762.00** \* session containment



O= 844.49  
 H= 862.37  
 L= 832.00  
 C= 858.11  
 Δ= +27.70

# NVIDIA Corp. (NVDA) - daily bar chart



## Support and Resistance

- 974.00** \* session containment
- 961.18 \* minor
- 950.02 \* minor
- 935.10 \* minor
- 907.38 \* minor
- 882.05** \*\*\* weekly containment UP
- 874.91 \* minor
- 862.44 \* intra-day containment
- 850.37 \* minor
- 837.72 \* minor
- 819.10 \* intra-day containment
- 806.53 \* minor
- 787.86** \* session containment
- 777.50 \* minor
- 762.00** \* session containment

2024  
 Jan 11 18 26 02 08 16 22 29 01 05 12 20 26 01 11 18 25 01 08 15 22 29 01 06 13 20 27 03  
 CQG Inc. © 2024 All rights reserved worldwide. http://www.cqg.com S.NVDA - NVIDIA Corp. Daily | Thu May 02 2024 14:09:00, CQG 23.12.8032

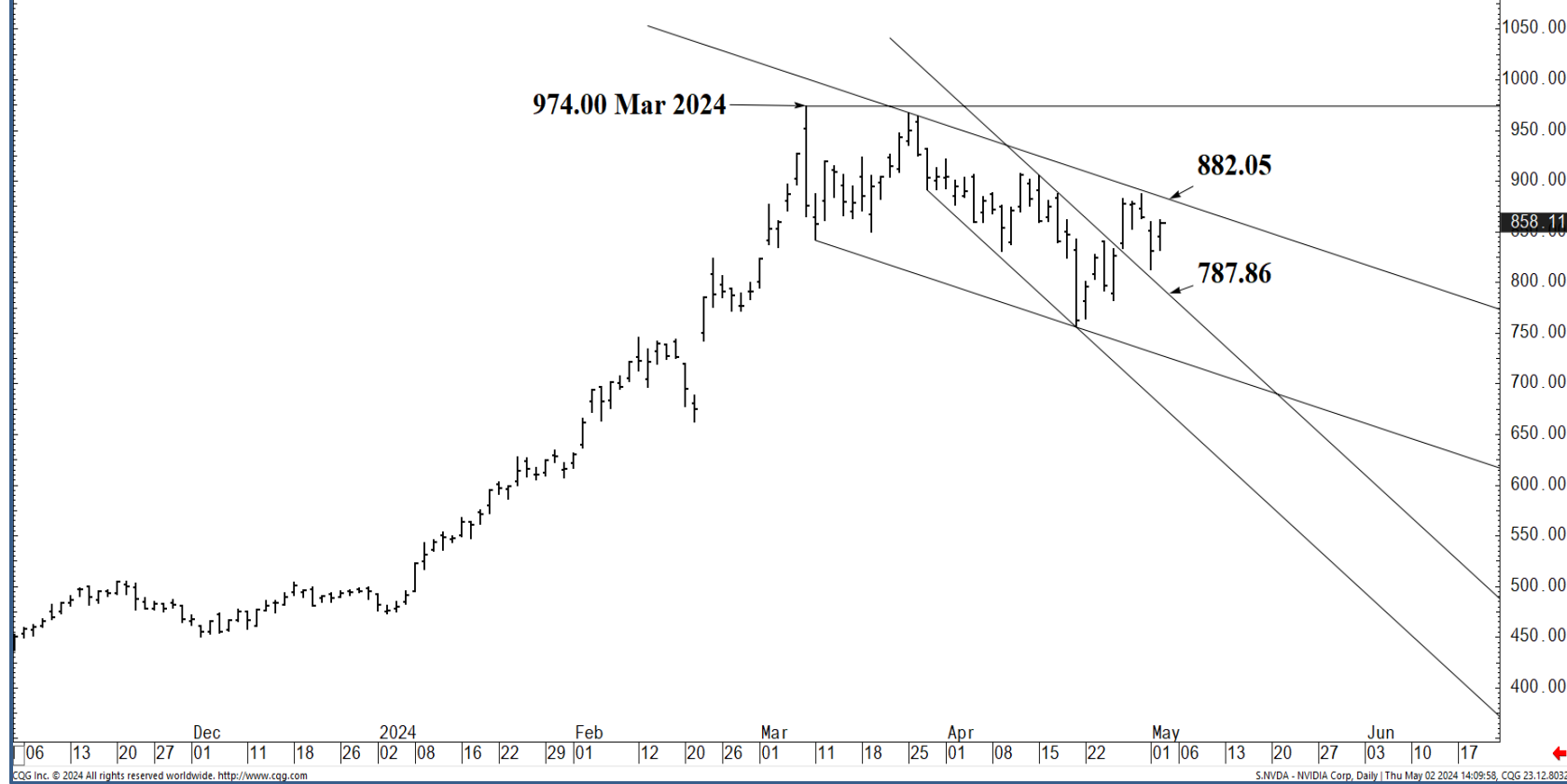


O= 844.49  
 H= 862.37  
 L= 832.00  
 L= 858.11  
 Δ= +27.70

### Support and Resistance

- 974.00** \* session containment
- 961.18 \* minor
- 950.02 \* minor
- 935.10 \* minor
- 907.38 \* minor
- 882.05** \*\*\* weekly containment UP
- 874.91 \* minor
- 862.44 \* intra-day containment
- 850.37 \* minor
- 837.72 \* minor
- 819.10 \* intra-day containment
- 806.53 \* minor
- 787.86** \* session containment
- 777.50 \* minor
- 762.00** \* session containment

## NVIDIA Corp. (NVDA) - daily bar chart



CGG Inc. © 2024 All rights reserved worldwide. <http://www.cgg.com>

S.NVDA - NVIDIA Corp, Daily | Thu May 02 2024 14:09:58, CQG 23.12.8032



O= 844.49  
 H= 862.37  
 L= 832.00  
 C= 858.11  
 Δ= +27.70

### NVIDIA Corp. (NVDA) - daily bar chart



### Support and Resistance

- 974.00** \* session containment
- 961.18 \* minor
- 950.02 \* minor
- 935.10 \* minor
- 907.38 \* minor
- 882.05** \*\*\* weekly containment UP
- 874.91 \* minor
- 862.44 \* intra-day containment
- 850.37 \* minor
- 837.72 \* minor
- 819.10 \* intra-day containment
- 806.53 \* minor
- 787.86** \* session containment
- 777.50 \* minor
- 762.00** \* session containment

2024  
 18 26 02 08 16 22 29 01 05 12 20 26 01 11 18 25 01 08 15 22 29 01 06 13 20 27 03 10

CGI Inc. © 2024 All rights reserved worldwide. <http://www.cqg.com> S.NVDA - NVIDIA Corp, Daily | Thu May 02 2024 14:09:40, CQG 23.12.8032



O= 844.49  
H= 862.37  
L= 832.00  
C= 858.11  
Δ= +27.70

# NVIDIA Corp. (NVDA) - daily bar chart



## Support and Resistance

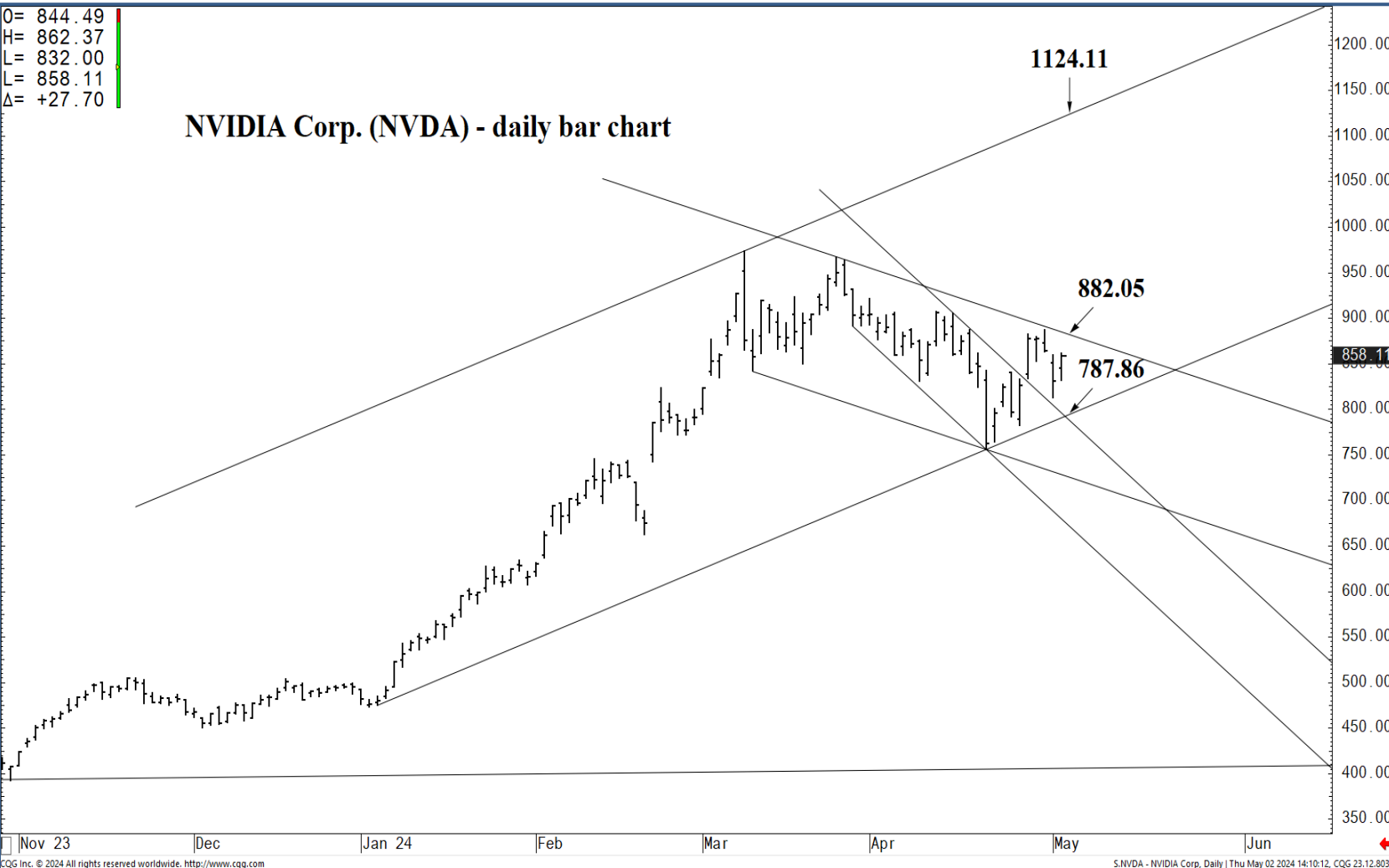
- 974.00 \* session containment
- 961.18 \* minor
- 950.02 \* minor
- 935.10 \* minor
- 907.38 \* minor
- 882.05 \*\*\* weekly containment UP
- 874.91 \* minor
- 862.44 \* intra-day containment
- 850.37 \* minor
- 837.72 \* minor
- 819.10 \* intra-day containment
- 806.53 \* minor
- 787.86 \* session containment
- 777.50 \* minor
- 762.00 \* session containment





O= 844.49  
 H= 862.37  
 L= 832.00  
 L= 858.11  
 Δ= +27.70

### NVIDIA Corp. (NVDA) - daily bar chart



### Support and Resistance

- 974.00** \* session containment
- 961.18 \* minor
- 950.02 \* minor
- 935.10 \* minor
- 907.38 \* minor
- 882.05** \*\*\* weekly containment UP
- 874.91 \* minor
- 862.44 \* intra-day containment
- 850.37 \* minor
- 837.72 \* minor
- 819.10 \* intra-day containment
- 806.53 \* minor
- 787.86** \* session containment
- 777.50 \* minor
- 762.00** \* session containment

Nov 23 | Dec | Jan 24 | Feb | Mar | Apr | May | Jun

CGG Inc. © 2024 All rights reserved worldwide. <http://www.cgg.com> S:NVDA - NVIDIA Corp, Daily | Thu May 02 2024 14:10:12, CGG 23-12-8032

