



WICKED STOCKS

DIRECTIONAL CLARITY FOR THE ACTIVE INVESTOR



Support and Resistance

189.71 ** multi-wk contain UP**

188.84 * minor

186.72 * minor

184.25 * weekly containment**

181.91 * minor

179.83 * minor

176.88 * minor

173.54 * intra-day containment

169.08 * minor

167.66 * minor

163.22 * minor

160.51 ** multi-week contain**

159.91 ** multi-wk contain DP**

160.51 * intra-day containment

158.31 * (1% below 159.91)

156.41 * minor

152.37 * session containment

O= 173.04
H= 174.93
L= 170.01
L= 171.76
Δ= -5.12

Tesla, Inc (TSLA) - weekly bar chart

414.49 Nov 2021 ATH



Support and Resistance

- 189.71 **** multi-wk contain UP**
- 188.84 * minor
- 186.72 * minor
- 184.25 *** weekly containment**
- 181.91 * minor
- 179.83 * minor
- 176.88 * minor
- 173.54 * intra-day containment
- 169.08 * minor
- 167.66 * minor
- 163.22 * minor
- 160.51 **** multi-week contain**
- 159.91 **** multi-wk contain DP**
- 160.51 * intra-day containment
- 158.31 * (1% below 159.91)
- 156.41 * minor
- 152.37 * session containment**



O= 173.04
 H= 174.93
 L= 170.01
 Δ= -5.12

Tesla, Inc (TSLA) - weekly bar chart



500.00
 450.00
 400.00
 350.00
 300.00
 250.00
 200.00
 150.00
 100.00
 50.00
 0.00

Support and Resistance

- 189.71 **** multi-wk contain UP**
- 188.84 * minor
- 186.72 * minor
- 184.25 *** weekly containment**
- 181.91 * minor
- 179.83 * minor
- 176.88 * minor
- 173.54 * intra-day containment
- 169.08 * minor
- 167.66 * minor
- 163.22 * minor
- 160.51 **** multi-week contain**
- 159.91 **** multi-wk contain DP**
- 160.51 * intra-day containment
- 158.31 * (1% below 159.91)
- 156.41 * minor
- 152.37 * session containment**



O= 173.04
 H= 174.93
 L= 170.01
 C= 171.76
 Δ= -5.12

Tesla, Inc (TSLA) - weekly bar chart



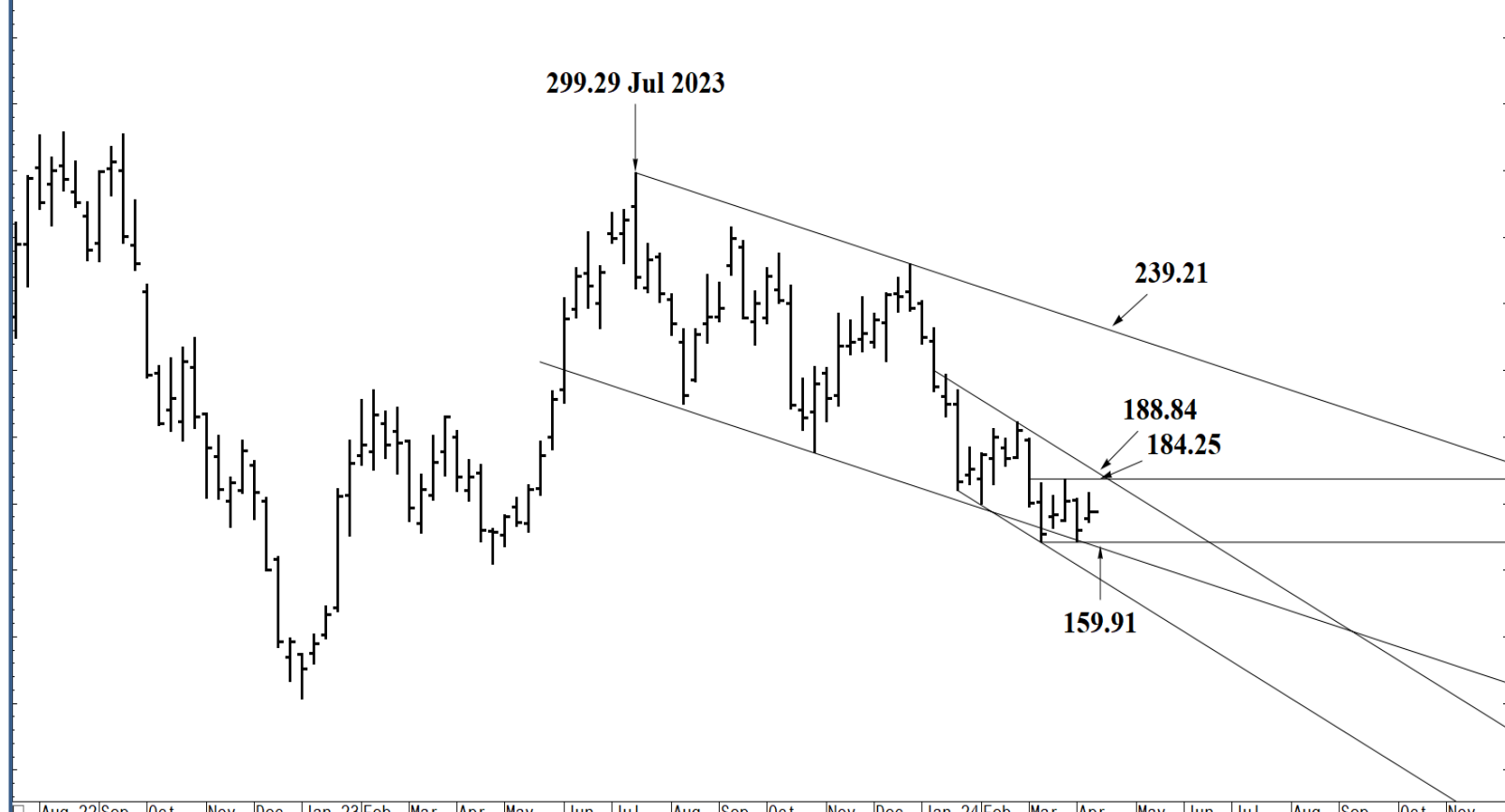
Support and Resistance

- 189.71 **** multi-wk contain UP**
- 188.84 * minor
- 186.72 * minor
- 184.25 *** weekly containment**
- 181.91 * minor
- 179.83 * minor
- 176.88 * minor
- 173.54 * intra-day containment
- 169.08 * minor
- 167.66 * minor
- 163.22 * minor
- 160.51 **** multi-week contain**
- 159.91 **** multi-wk contain DP**
- 160.51 * intra-day containment
- 158.31 * (1% below 159.91)
- 156.41 * minor
- 152.37 * session containment**



O= 173.04
 H= 174.93
 L= 170.01
 Δ= -5.12

Tesla Inc. (TSLA) - weekly bar chart



Support and Resistance

189.71 ** multi-wk contain UP**

188.84 * minor
 186.72 * minor

184.25 * weekly containment**

181.91 * minor
 179.83 * minor
 176.88 * minor
 173.54 * intra-day containment
 169.08 * minor
 167.66 * minor
 163.22 * minor

160.51 ** multi-week contain**
159.91 ** multi-wk contain DP**

160.51 * intra-day containment
 158.31 * (1% below 159.91)
 156.41 * minor

152.37 * session containment



O= 173.04
H= 174.93
L= 170.01
L= 171.76
Δ= -5.12
Tesla (TSLA) - daily chart



Support and Resistance

- 189.71 **** multi-wk contain UP**
- 188.84 * minor
- 186.72 * minor

- 184.25 *** weekly containment**
- 181.91 * minor
- 179.83 * minor
- 176.88 * minor
- 173.54 * intra-day containment
- 169.08 * minor
- 167.66 * minor
- 163.22 * minor

- 160.51 **** multi-week contain**
- 159.91 **** multi-wk contain DP**
- 160.51 * intra-day containment
- 158.31 * (1% below 159.91)
- 156.41 * minor

- 152.37 * session containment**

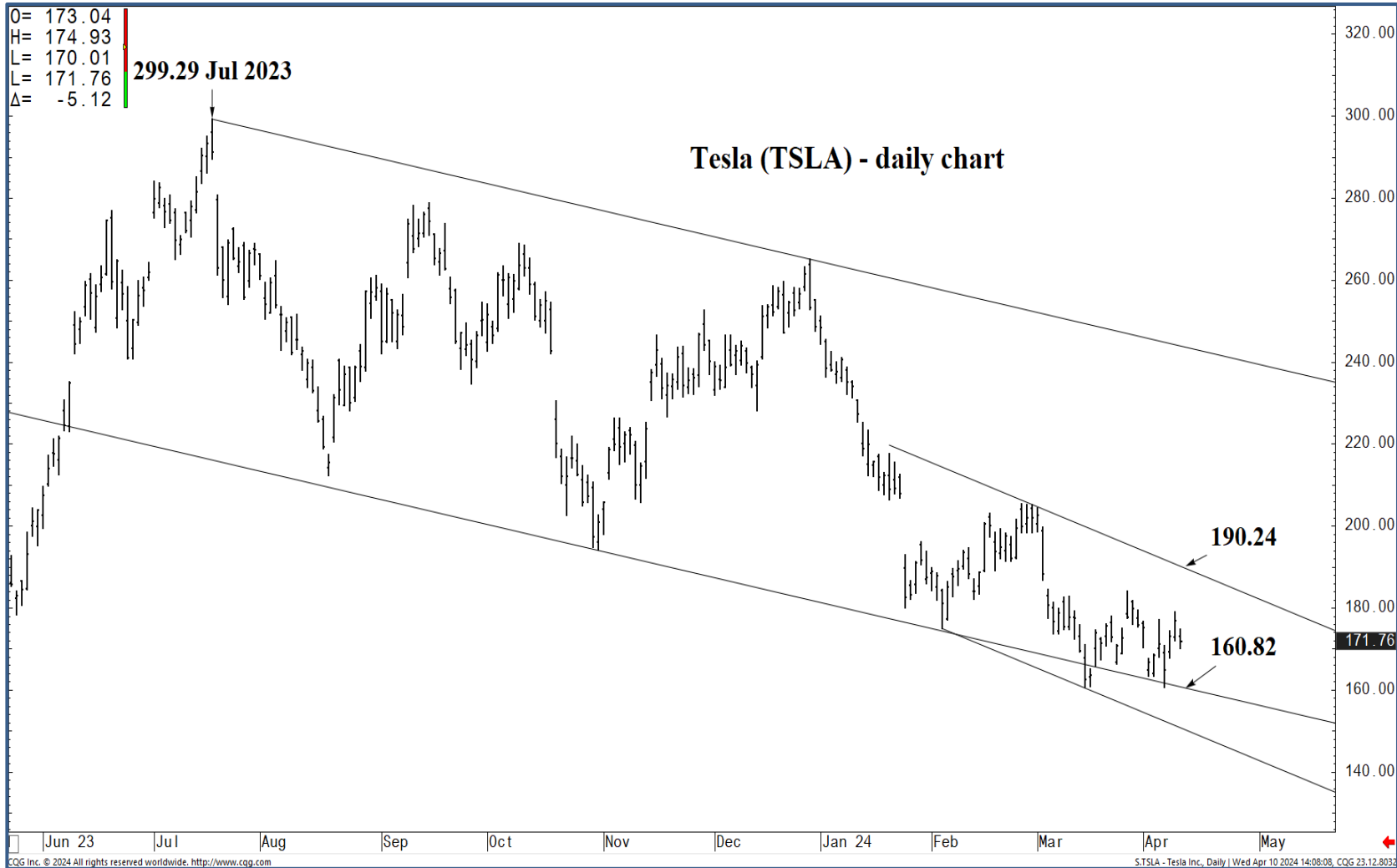
Nov 22 | Dec | Jan 23 | Feb | Mar | Apr | May | Jun | Jul | Aug | Sep | Oct | Nov | Dec | Jan 24 | Feb | Mar | Apr | May | Jun
CGG Inc. © 2024 All rights reserved worldwide. http://www.cgg.com S:TSLA - Tesla Inc., Daily | Wed Apr 10 2024 14:07:56, CQG 23.12.8032



O= 173.04
 H= 174.93
 L= 170.01
 L= 171.76
 Δ= -5.12

299.29 Jul 2023

Tesla (TSLA) - daily chart



Support and Resistance

189.71 ** multi-wk contain UP**

188.84 * minor
 186.72 * minor

184.25 * weekly containment**

181.91 * minor
 179.83 * minor
 176.88 * minor
 173.54 * intra-day containment
 169.08 * minor
 167.66 * minor
 163.22 * minor

160.51 ** multi-week contain**
159.91 ** multi-wk contain DP**

160.51 * intra-day containment
 158.31 * (1% below 159.91)
 156.41 * minor

152.37 * session containment

190.24

160.82

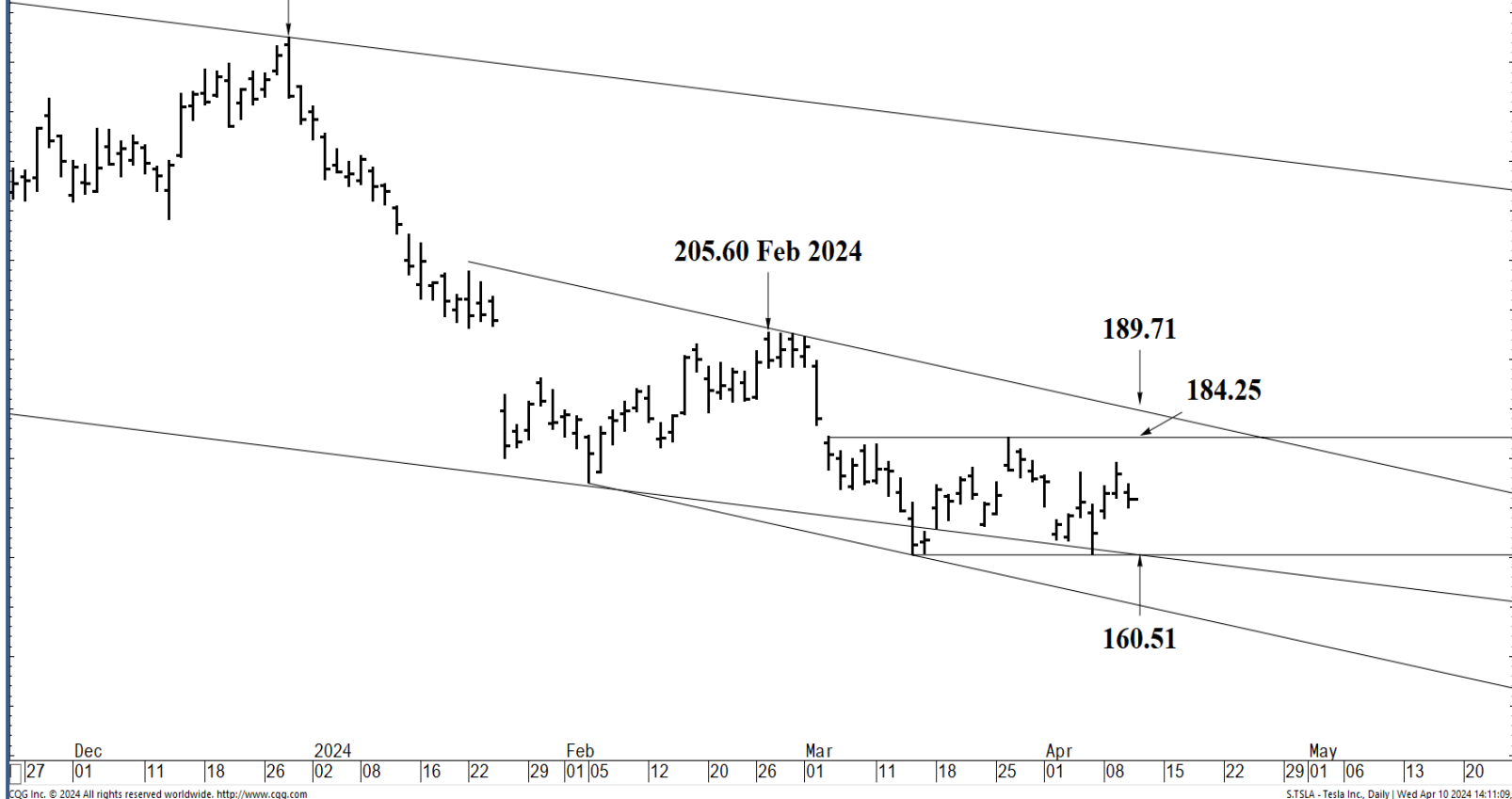
171.76



O= 173.04
 H= 174.93
 L= 170.01
 Δ= -5.12

Tesla (TSLA) - daily chart

265.13 Dec 2023



Support and Resistance

- 189.71 **** multi-wk contain UP**
- 188.84 * minor
- 186.72 * minor
- 184.25 *** weekly containment**
- 181.91 * minor
- 179.83 * minor
- 176.88 * minor
- 173.54 * intra-day containment
- 169.08 * minor
- 167.66 * minor
- 163.22 * minor
- 160.51 **** multi-week contain**
- 159.91 **** multi-wk contain DP**
- 160.51 * intra-day containment
- 158.31 * (1% below 159.91)
- 156.41 * minor
- 152.37 * session containment**

© 2024 All rights reserved worldwide. <http://www.cqg.com>

S:TSLA - Tesla Inc., Daily | Wed Apr 10 2024 14:11:09, CQG 23.12.8032



O= 173.04
 H= 174.93
 L= 170.01
 Δ= -5.12

Tesla (TSLA) - daily chart

265.13 Dec 2023

205.60 Feb 2024

189.71

184.25

173.54

160.51

300.00
 280.00
 260.00
 240.00
 220.00
 200.00
 180.00
 160.00
 140.00

Support and Resistance

189.71 ** multi-wk contain UP**

188.84 * minor
 186.72 * minor

184.25 * weekly containment**

181.91 * minor
 179.83 * minor
 176.88 * minor
 173.54 * intra-day containment
 169.08 * minor
 167.66 * minor
 163.22 * minor

160.51 ** multi-week contain**

159.91 ** multi-wk contain DP**

160.51 * intra-day containment
 158.31 * (1% below 159.91)
 156.41 * minor

152.37 * session containment

Dec 27 01 11 18 26 2024 02 08 16 22 29 Feb 01 05 12 20 26 Mar 01 11 18 25 Apr 01 08 15 22 May 29 01 06 13 20

CGG Inc. © 2024 All rights reserved worldwide. <http://www.cgg.com>

S:TSLA - Tesla Inc., Daily | Wed Apr 10 2024 14:10:49, CQG 23.12.8032

