



WICKED STOCKS

DIRECTIONAL CLARITY FOR THE ACTIVE INVESTOR



Support and Resistance

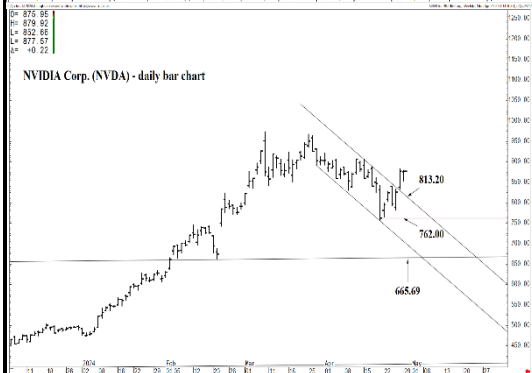
- 974.00** * session containment
- 961.18 * minor
- 950.02 * minor
- 935.10 * minor
- 907.38 * minor
- 891.22** *** weekly containment UP

- 875.10 * minor
- 861.16 * minor
- 853.91 * minor
- 837.84 * intra-day containment
- 821.46 * minor

- 813.20** * session containment

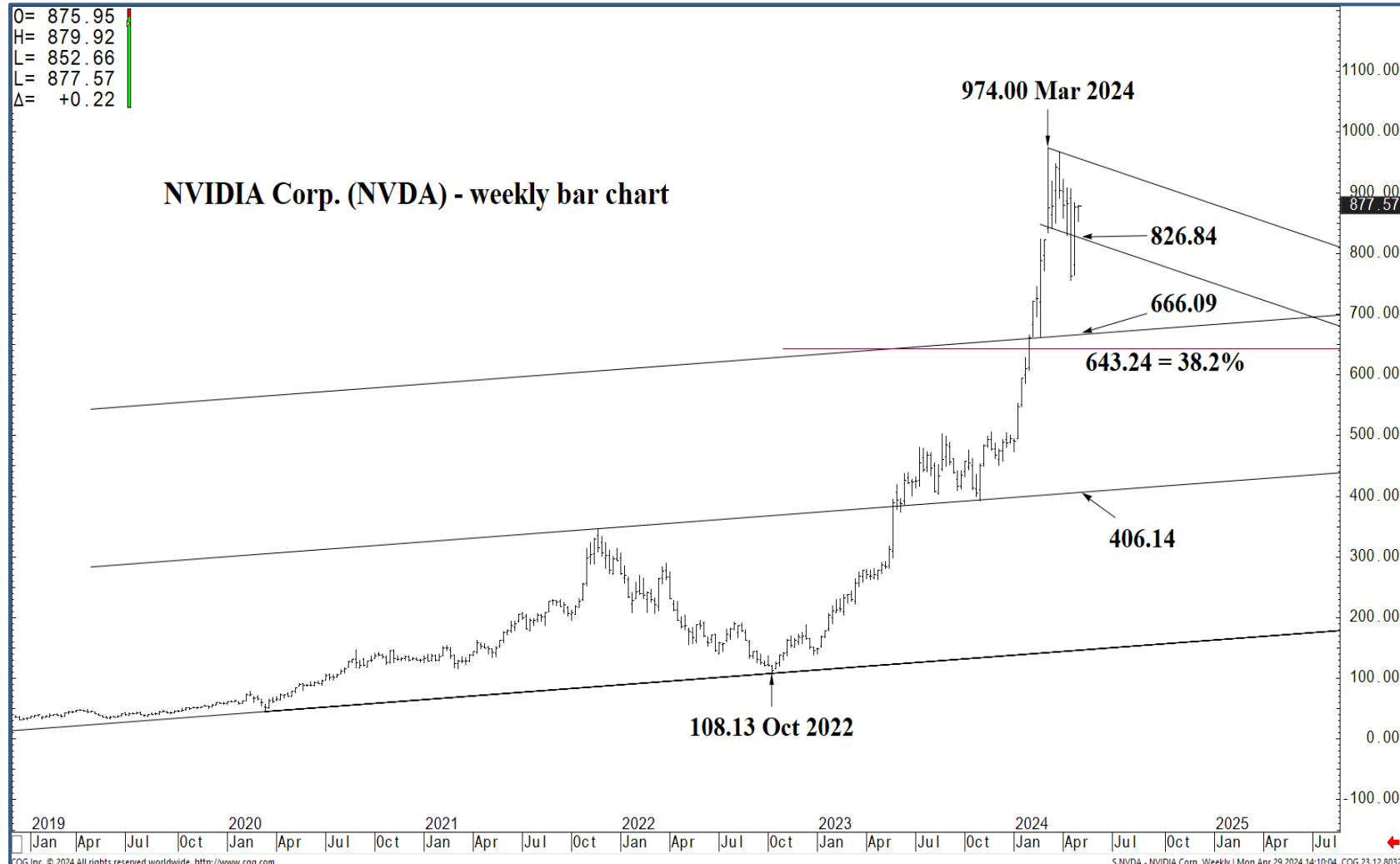
- 804.67 * minor
- 788.44 * minor
- 777.50 * minor

- 762.00** * session containment



O= 875.95
 H= 879.92
 L= 852.66
 C= 877.57
 Δ= +0.22

NVIDIA Corp. (NVDA) - weekly bar chart



Support and Resistance

- 974.00 * session containment**
- 961.18 * minor
- 950.02 * minor
- 935.10 * minor
- 907.38 * minor
- 891.22 *** weekly containment UP**
- 875.10 * minor
- 861.16 * minor
- 853.91 * minor
- 837.84 * intra-day containment
- 821.46 * minor
- 813.20 * session containment**
- 804.67 * minor
- 788.44 * minor
- 777.50 * minor
- 762.00 * session containment**

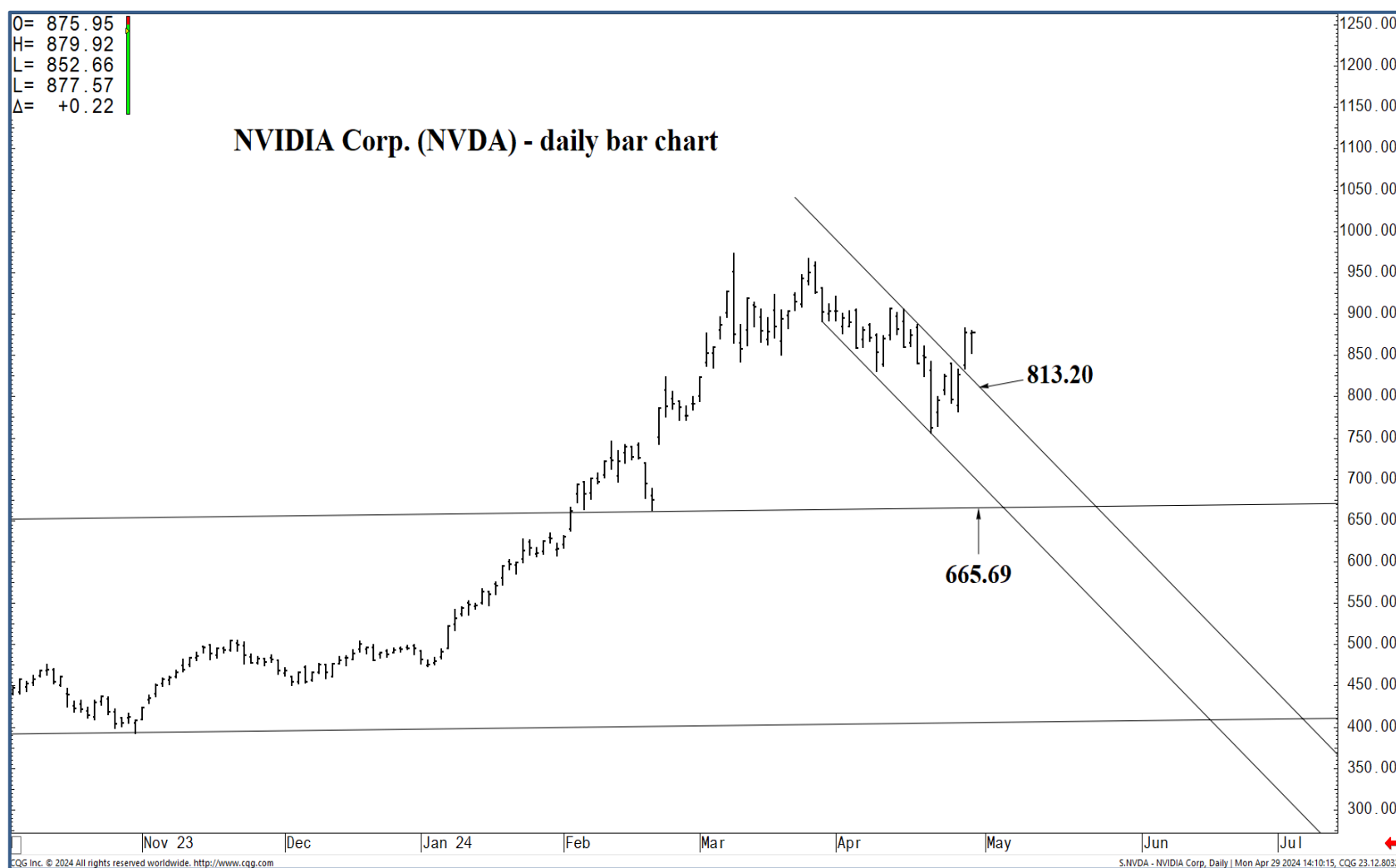
2019 Jan Apr Jul Oct 2020 Jan Apr Jul Oct 2021 Jan Apr Jul Oct 2022 Jan Apr Jul Oct 2023 Jan Apr Jul Oct 2024 Jan Apr Jul Oct 2025 Jan Apr Jul

CGG Inc. © 2024 All rights reserved worldwide. <http://www.cgg.com> S:NVDA - NVIDIA Corp, Weekly | Mon Apr 29 2024 14:10:04, CQG 23.12.8032



O= 875.95
 H= 879.92
 L= 852.66
 C= 877.57
 Δ= +0.22

NVIDIA Corp. (NVDA) - daily bar chart



Support and Resistance

- 974.00** * session containment
- 961.18 * minor
- 950.02 * minor
- 935.10 * minor
- 907.38 * minor
- 891.22** *** weekly containment UP
- 875.10 * minor
- 861.16 * minor
- 853.91 * minor
- 837.84 * intra-day containment
- 821.46 * minor
- 813.20** * session containment
- 804.67 * minor
- 788.44 * minor
- 777.50 * minor
- 762.00** * session containment

Nov 23 | Dec | Jan 24 | Feb | Mar | Apr | May | Jun | Jul

CGG Inc. © 2024 All rights reserved worldwide. <http://www.cgg.com> S.NVDA - NVIDIA Corp, Daily | Mon Apr 29 2024 14:10:15, CQG 23.12.8032



O= 875.95
 H= 879.92
 L= 852.66
 C= 877.57
 Δ= +0.22

NVIDIA Corp. (NVDA) - daily bar chart



Support and Resistance

974.00 * session containment

- 961.18 * minor
- 950.02 * minor
- 935.10 * minor
- 907.38 * minor

891.22 *** weekly containment UP

- 875.10 * minor
- 861.16 * minor
- 853.91 * minor
- 837.84 * intra-day containment
- 821.46 * minor

813.20 * session containment

- 804.67 * minor
- 788.44 * minor
- 777.50 * minor

762.00 * session containment



O= 875.95
 H= 879.92
 L= 852.66
 L= 877.57
 Δ= +0.22

NVIDIA Corp. (NVDA) - daily bar chart



Support and Resistance

- 974.00** * session containment
- 961.18 * minor
- 950.02 * minor
- 935.10 * minor
- 907.38 * minor
- 891.22** *** weekly containment UP
- 875.10 * minor
- 861.16 * minor
- 853.91 * minor
- 837.84 * intra-day containment
- 821.46 * minor
- 813.20** * session containment
- 804.67 * minor
- 788.44 * minor
- 777.50 * minor
- 762.00** * session containment

2024 18 26 02 08 16 22 29 01 05 12 20 26 01 11 18 25 01 08 15 22 29 01 06 13 20 27 03

Feb Mar Apr May Jun

CGG Inc. © 2024 All rights reserved worldwide. <http://www.cgg.com> S.NVDA - NVIDIA Corp. Daily | Mon Apr 29 2024 14:09:33, CQG 23.12.8032



O= 875.95
 H= 879.92
 L= 852.66
 L= 877.57
 Δ= +0.22

NVIDIA Corp. (NVDA) - daily bar chart



Support and Resistance

- 974.00** * session containment
- 961.18 * minor
- 950.02 * minor
- 935.10 * minor
- 907.38 * minor
- 891.22** *** weekly containment UP
- 875.10 * minor
- 861.16 * minor
- 853.91 * minor
- 837.84 * intra-day containment
- 821.46 * minor
- 813.20** * session containment
- 804.67 * minor
- 788.44 * minor
- 777.50 * minor
- 762.00** * session containment

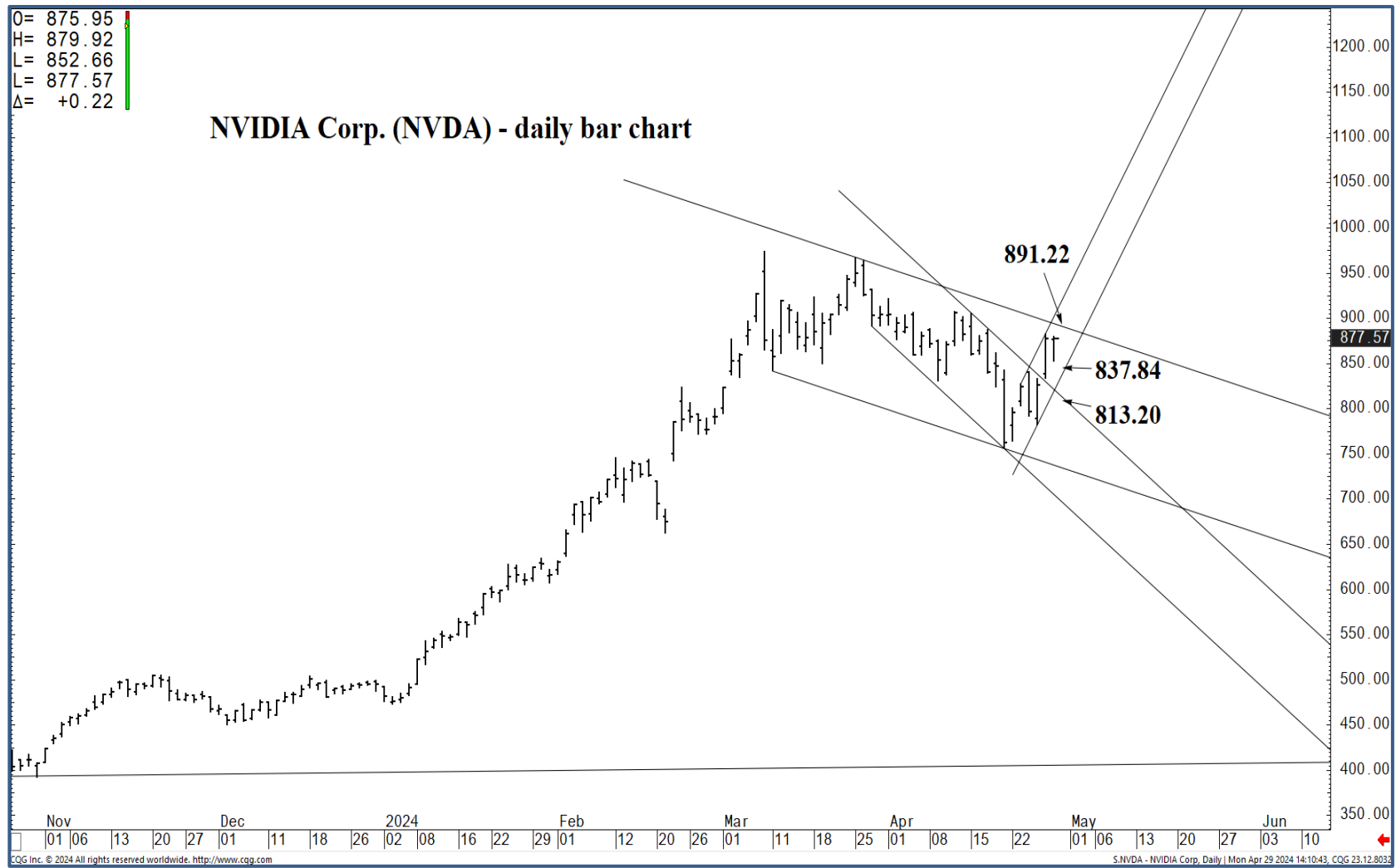
Nov 01 06 13 20 27 01 11 18 26 02 08 16 22 29 01 12 20 26 01 11 18 25 01 08 15 22 01 06 13 20 27 03 10

CGG Inc. © 2024 All rights reserved worldwide. <http://www.cgg.com> S.NVDA - NVIDIA Corp, Daily | Mon Apr 29 2024 14:08:12, CQG 23.12.8032



O= 875.95
 H= 879.92
 L= 852.66
 C= 877.57
 Δ= +0.22

NVIDIA Corp. (NVDA) - daily bar chart



Support and Resistance

- 974.00** * session containment
- 961.18 * minor
- 950.02 * minor
- 935.10 * minor
- 907.38 * minor
- 891.22** *** weekly containment UP
- 875.10 * minor
- 861.16 * minor
- 853.91 * minor
- 837.84 * intra-day containment
- 821.46 * minor
- 813.20** * session containment
- 804.67 * minor
- 788.44 * minor
- 777.50 * minor
- 762.00** * session containment



O= 875.95
 H= 879.92
 L= 852.66
 C= 877.57
 Δ= +0.22

NVIDIA Corp. (NVDA) - daily bar chart



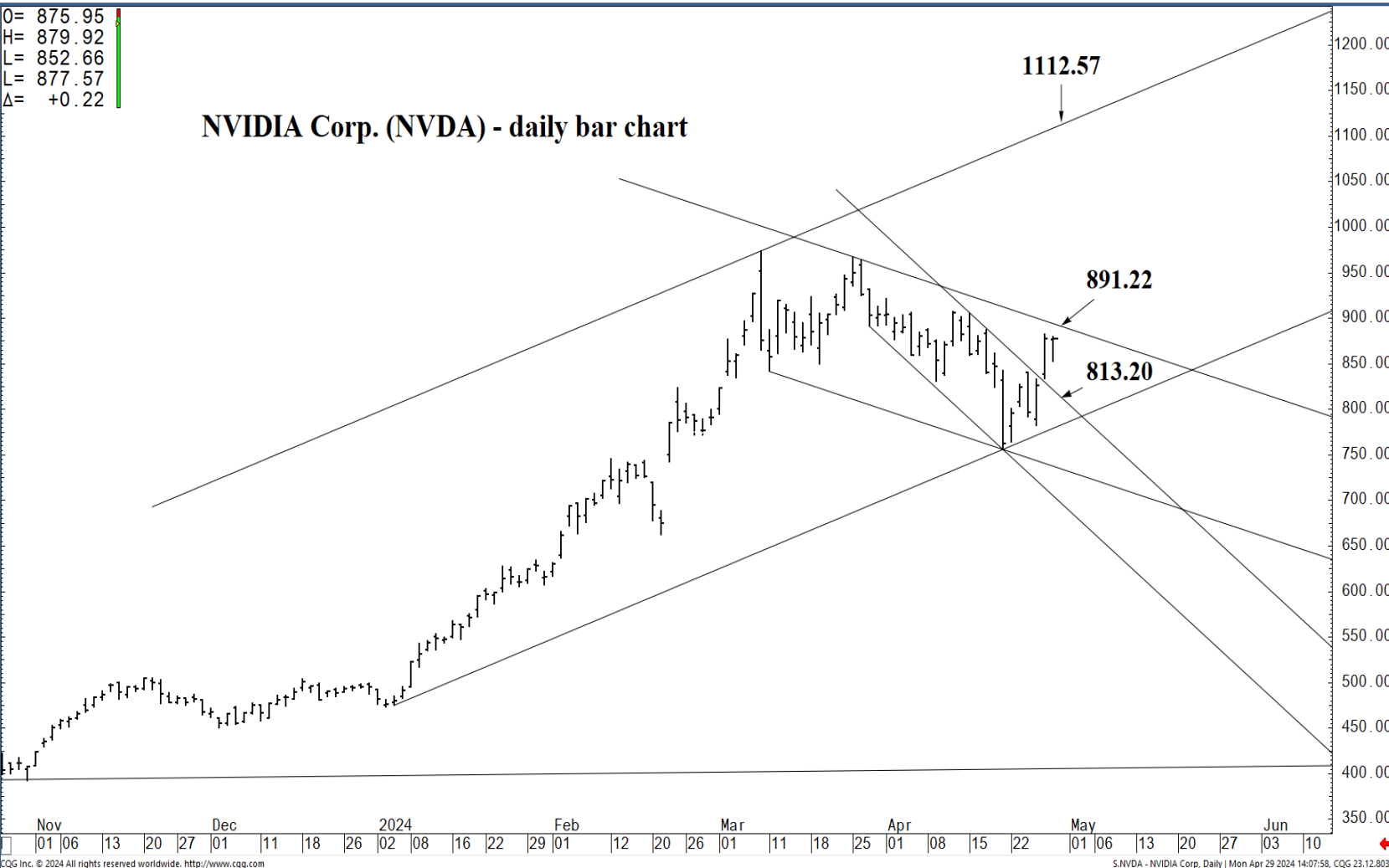
Support and Resistance

- 974.00** * session containment
- 961.18 * minor
- 950.02 * minor
- 935.10 * minor
- 907.38 * minor
- 891.22** *** weekly containment UP
- 875.10 * minor
- 861.16 * minor
- 853.91 * minor
- 837.84 * intra-day containment
- 821.46 * minor
- 813.20** * session containment
- 804.67 * minor
- 788.44 * minor
- 777.50 * minor
- 762.00** * session containment



O= 875.95
 H= 879.92
 L= 852.66
 C= 877.57
 Δ= +0.22

NVIDIA Corp. (NVDA) - daily bar chart



Support and Resistance

- 974.00** * session containment
- 961.18 * minor
- 950.02 * minor
- 935.10 * minor
- 907.38 * minor
- 891.22** *** weekly containment UP
- 875.10 * minor
- 861.16 * minor
- 853.91 * minor
- 837.84 * intra-day containment
- 821.46 * minor
- 813.20** * session containment
- 804.67 * minor
- 788.44 * minor
- 777.50 * minor
- 762.00** * session containment

CGG Inc. © 2024 All rights reserved worldwide. <http://www.cgg.com>

S:NVDA - NVIDIA Corp, Daily | Mon Apr 29 2024 14:07:58, CGG 23.12.8032

