



WICKED STOCKS

DIRECTIONAL CLARITY FOR THE ACTIVE INVESTOR



Support and Resistance

- 974.00** * session containment
- 961.18 * minor
- 950.02 * minor
- 935.10 * minor
- 907.38 * minor
- 894.28** *** weekly containment UP

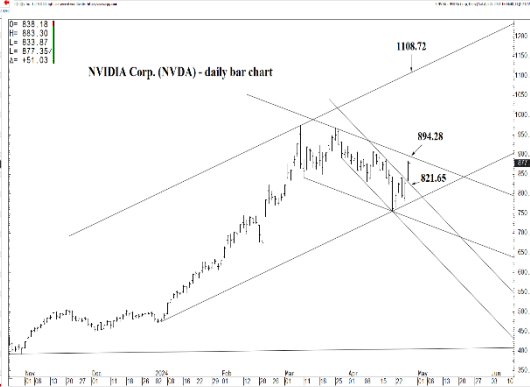
- 875.10 * minor
- 861.16 * minor
- 853.91 * minor
- 834.69 * minor

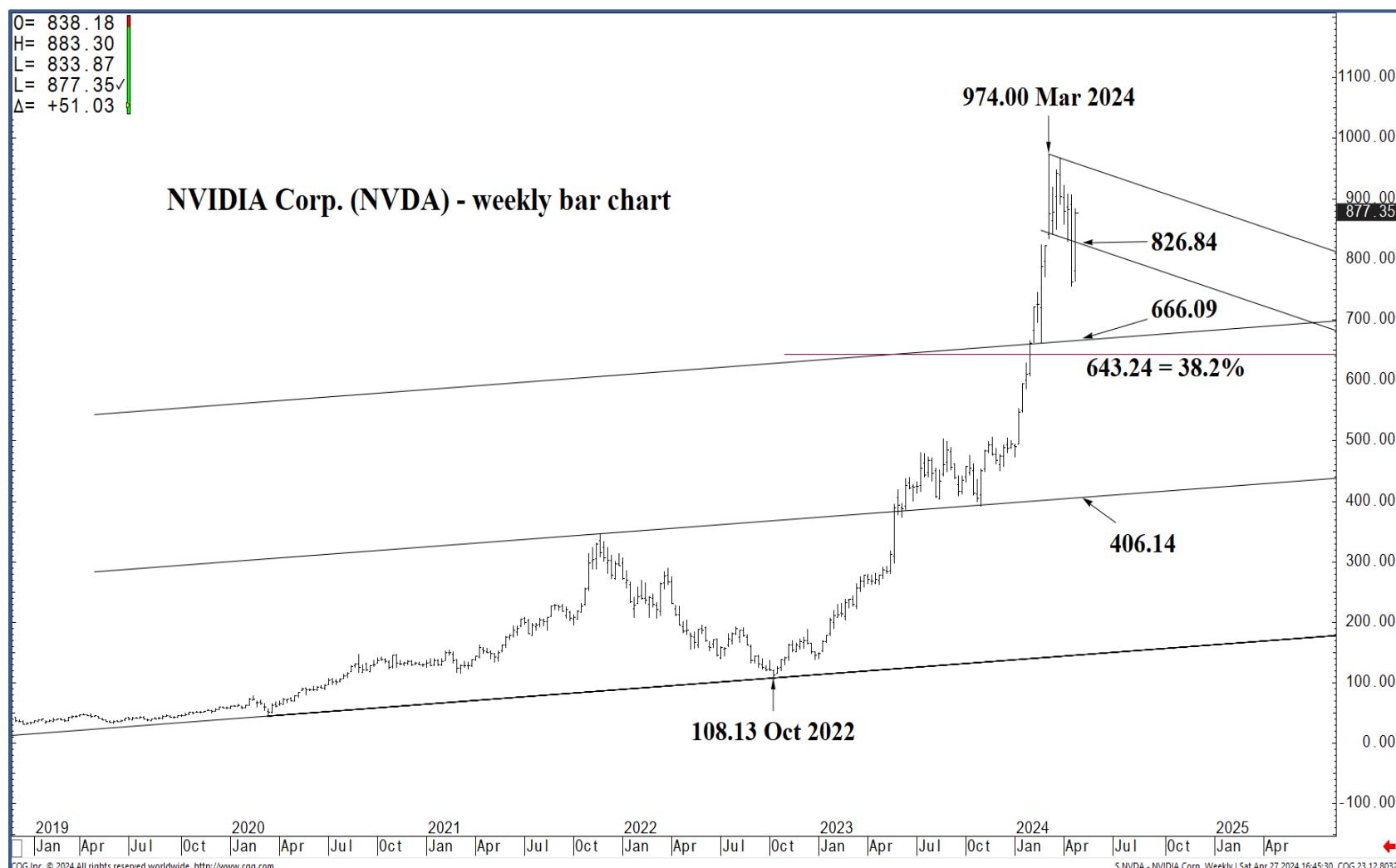


821.65 * session containment

- 804.67 * minor
- 788.44 * minor
- 777.50 * minor

762.00 * session containment





Support and Resistance

- 974.00 * session containment**
- 961.18 * minor
- 950.02 * minor
- 935.10 * minor
- 907.38 * minor
- 894.28 *** weekly containment UP**
- 875.10 * minor
- 861.16 * minor
- 853.91 * minor
- 834.69 * minor
- 821.65 * session containment**
- 804.67 * minor
- 788.44 * minor
- 777.50 * minor
- 762.00 * session containment**



O= 838.18
 H= 883.30
 L= 833.87
 L= 877.35✓
 Δ= +51.03

NVIDIA Corp. (NVDA) - daily bar chart



Support and Resistance

- 974.00** * session containment
- 961.18 * minor
- 950.02 * minor
- 935.10 * minor
- 907.38 * minor
- 894.28** *** weekly containment UP
- 875.10 * minor
- 861.16 * minor
- 877.35 * minor
- 853.91 * minor
- 834.69 * minor
- 821.65** * session containment
- 804.67 * minor
- 788.44 * minor
- 777.50 * minor
- 762.00** * session containment



O= 838.18
H= 883.30
L= 833.87
L= 877.35✓
Δ= +51.03

NVIDIA Corp. (NVDA) - daily bar chart



Support and Resistance

974.00 * session containment

- 961.18 * minor
- 950.02 * minor
- 935.10 * minor
- 907.38 * minor

894.28 *** weekly containment UP

- 875.10 * minor
- 861.16 * minor
- 853.91 * minor
- 834.69 * minor

821.65 * session containment

- 804.67 * minor
- 788.44 * minor
- 777.50 * minor

762.00 * session containment

1250.00
1200.00
1150.00
1100.00
1050.00
1000.00
950.00
900.00
850.00
800.00
750.00
700.00
650.00
600.00
550.00
500.00
450.00

2024
Jan 04 11 18 26
Feb 02 08 16 22 29
Mar 01 05 12 20 26 01 11 18 25
Apr 01 08 15 22 29
May 01 06 13 20 27



O= 838.18
 H= 883.30
 L= 833.87
 C= 877.35✓
 Δ= +51.03

NVIDIA Corp. (NVDA) - daily bar chart



Support and Resistance

- 974.00** * session containment
- 961.18 * minor
- 950.02 * minor
- 935.10 * minor
- 907.38 * minor
- 894.28** *** weekly containment UP
- 875.10 * minor
- 861.16 * minor
- 853.91 * minor
- 834.69 * minor
- 821.65** * session containment
- 804.67 * minor
- 788.44 * minor
- 777.50 * minor
- 762.00** * session containment



O= 838.18
 H= 883.30
 L= 833.87
 L= 877.35✓
 Δ= +51.03

NVIDIA Corp. (NVDA) - daily bar chart



Support and Resistance

- 974.00** * session containment
- 961.18 * minor
- 950.02 * minor
- 935.10 * minor
- 907.38 * minor
- 894.28** *** weekly containment UP
- 875.10 * minor
- 861.16 * minor
- 877.35** * minor
- 853.91 * minor
- 834.69 * minor
- 821.65** * session containment
- 804.67 * minor
- 788.44 * minor
- 777.50 * minor
- 762.00** * session containment



O= 838.18
 H= 883.30
 L= 833.87
 C= 877.35
 Δ= +51.03

NVIDIA Corp. (NVDA) - daily bar chart



Support and Resistance

- 974.00** * session containment
- 961.18 * minor
- 950.02 * minor
- 935.10 * minor
- 907.38 * minor
- 894.28** *** weekly containment UP
- 875.10 * minor
- 861.16 * minor
- 877.35**
- 853.91 * minor
- 834.69 * minor
- 821.65** * session containment
- 804.67 * minor
- 788.44 * minor
- 777.50 * minor
- 762.00** * session containment

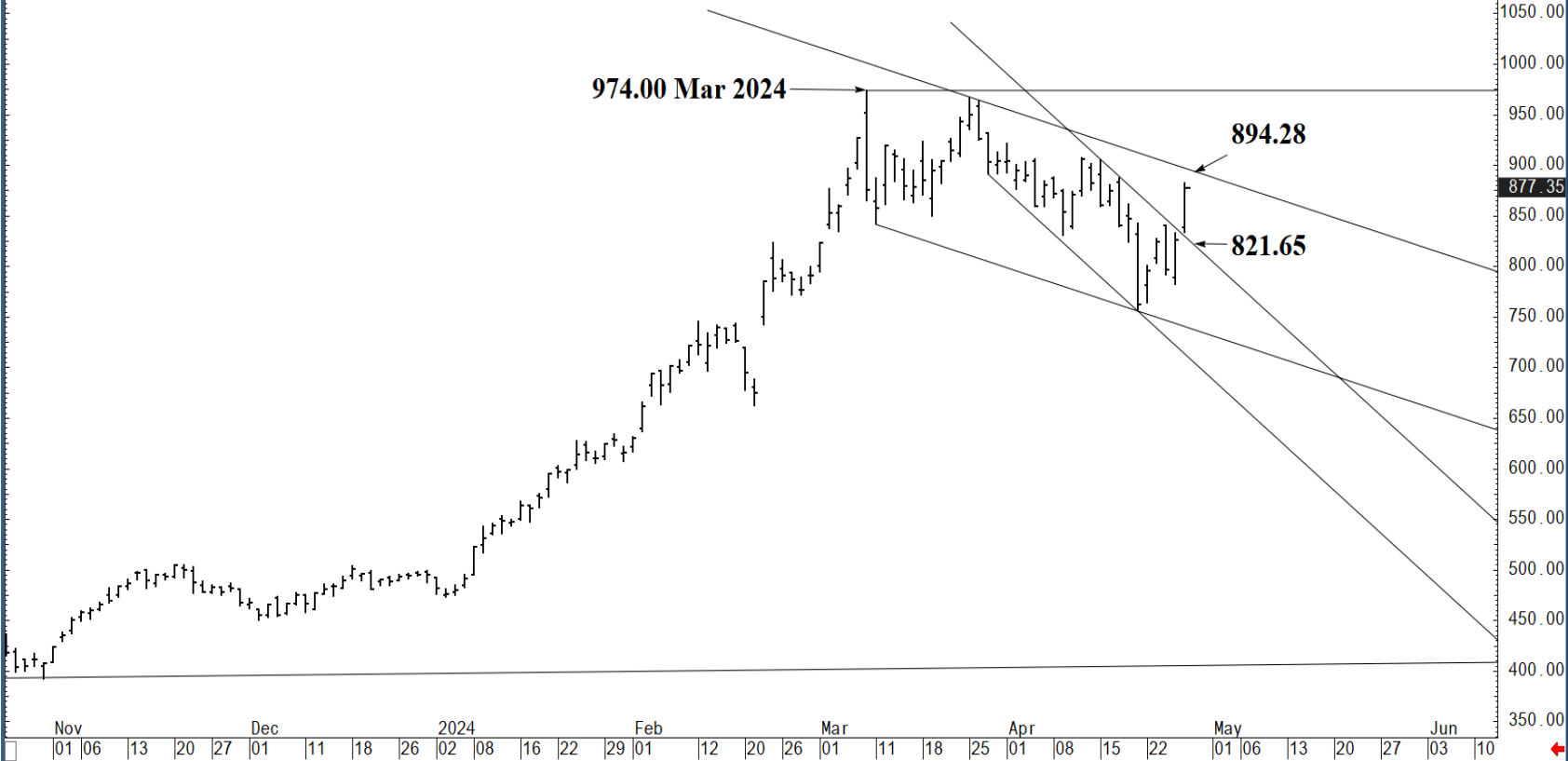
Nov 01 06 13 20 27 01 11 18 26 02 08 16 22 29 01 12 20 26 01 11 18 25 01 08 15 22 01 06 13 20 27 03 10

CGI Inc. © 2024 All rights reserved worldwide. <http://www.cqg.com> S.NVDA - NVIDIA Corp, Daily | Sat Apr 27 2024 16:34:48, CQG 23.12.8032



O= 838.18
 H= 883.30
 L= 833.87
 L= 877.35✓
 Δ= +51.03

NVIDIA Corp. (NVDA) - daily bar chart



Support and Resistance

974.00 * session containment

- 961.18 * minor
- 950.02 * minor
- 935.10 * minor
- 907.38 * minor

894.28 * weekly containment UP**

- 875.10 * minor
- 861.16 * minor
- 853.91 * minor
- 834.69 * minor

821.65 * session containment

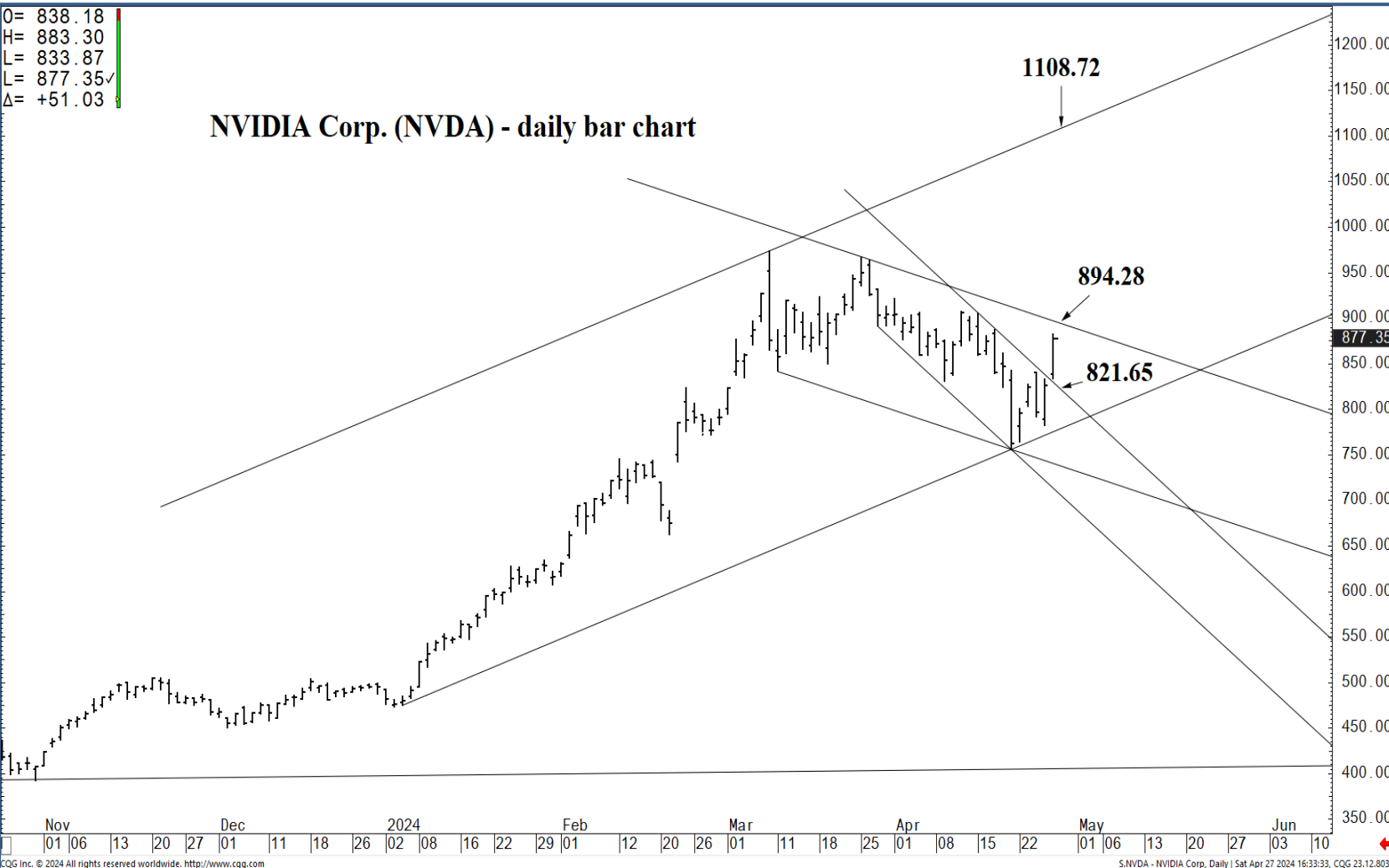
- 804.67 * minor
- 788.44 * minor
- 777.50 * minor

762.00 * session containment



O= 838.18
 H= 883.30
 L= 833.87
 L= 877.35✓
 Δ= +51.03

NVIDIA Corp. (NVDA) - daily bar chart



Support and Resistance

- 974.00** * session containment
- 961.18 * minor
- 950.02 * minor
- 935.10 * minor
- 907.38 * minor
- 894.28** *** weekly containment UP
- 875.10 * minor
- 861.16 * minor
- 853.91 * minor
- 834.69 * minor
- 821.65** * session containment
- 804.67 * minor
- 788.44 * minor
- 777.50 * minor
- 762.00** * session containment

Nov 01 06 13 20 27 01 11 18 26 02 08 16 22 29 01 12 20 26 01 11 18 25 01 08 15 22 01 06 13 20 27 03 10

CGG Inc. © 2024 All rights reserved worldwide. <http://www.cgg.com>

S.NVDA - NVIDIA Corp, Daily | Sat Apr 27 2024 16:33:33, CGG 23.12.8032

