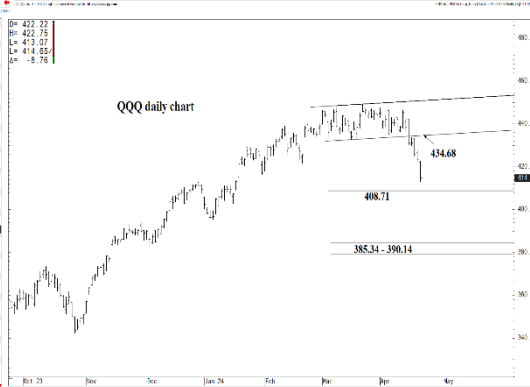
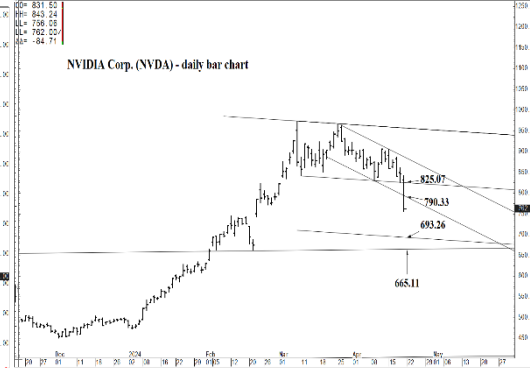
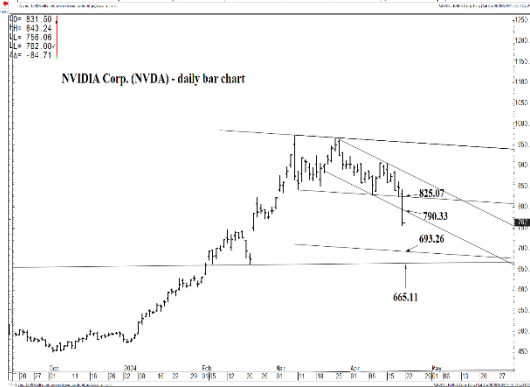
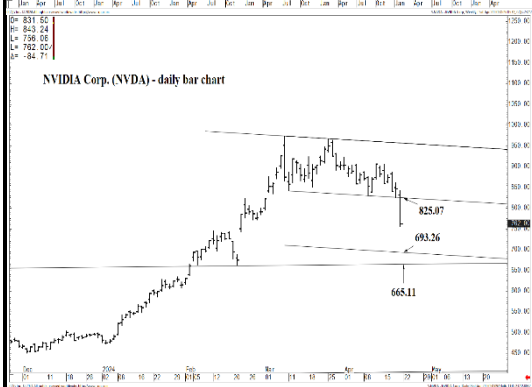




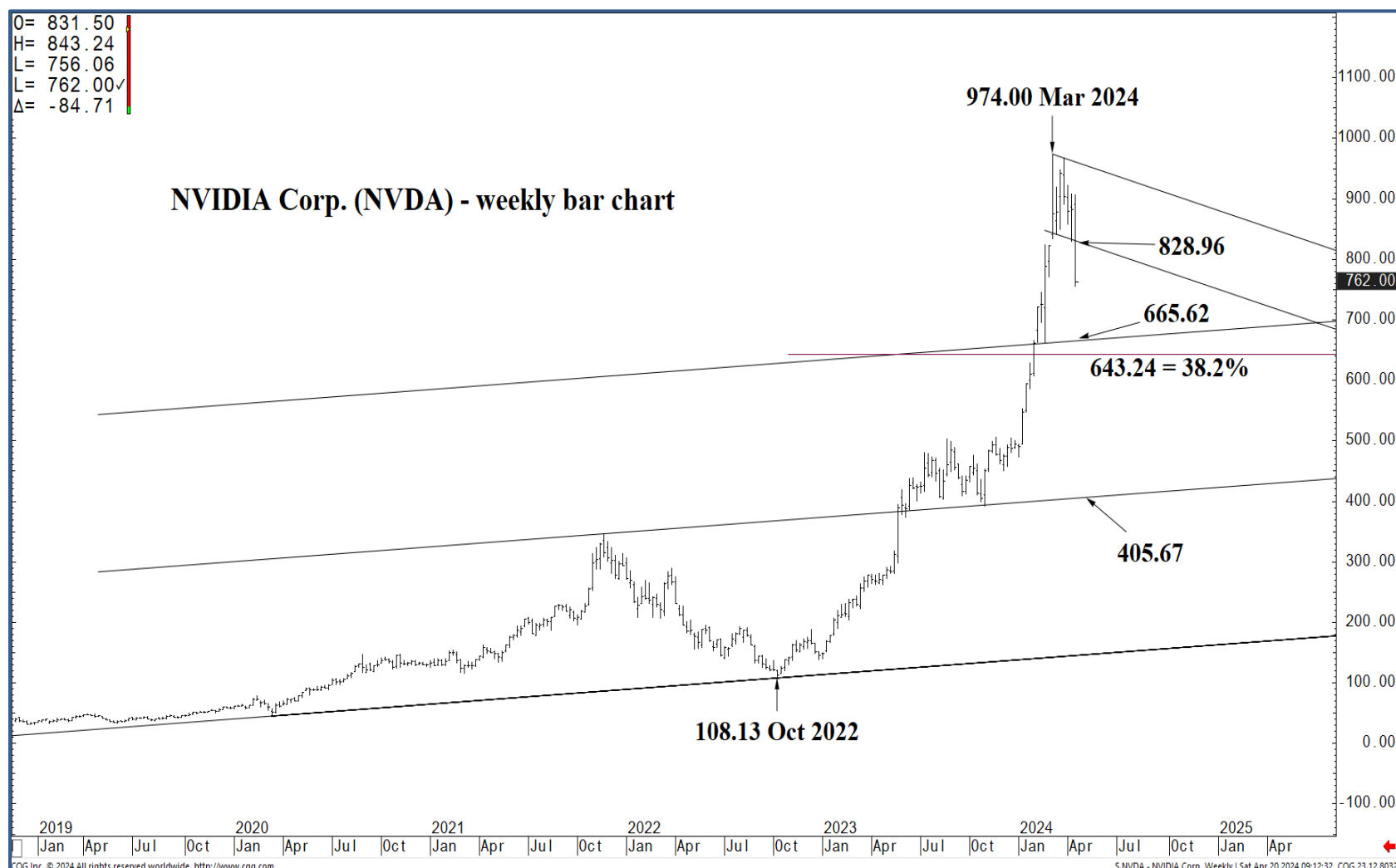
WICKED STOCKS

DIRECTIONAL CLARITY FOR THE ACTIVE INVESTOR



Support and Resistance

- 863.89** * session containment
- 853.91 * minor
- 838.49 * minor
- 825.07** *** weekly containment DP
- 814.09 * minor
- 801.43 * minor
- 790.33** * session containment
- 780.38 * minor
- 762.00 * minor
- 751.79 * minor
- 741.05 * intra-day containment
- 719.56 * minor
- 704.00 * minor
- 693.26** * session containment
- 683.15 * minor
- 674.72 * minor
- 665.11** **** multi-week contain
- 643.24** **** multi-week contain



Support and Resistance

- 863.89** * session containment
- 853.91 * minor
- 838.49 * minor
- 825.07** *** weekly containment DP
- 814.09 * minor
- 801.43 * minor
- 790.33** * session containment
- 780.38 * minor
- 762.00 * minor
- 751.79 * minor
- 741.05 * intra-day containment
- 719.56 * minor
- 704.00 * minor
- 693.26** * session containment
- 683.15 * minor
- 674.72 * minor
- 665.11** **** multi-week contain
- 643.24** **** multi-week contain



O= 831.50
 H= 843.24
 L= 756.06
 L= 762.00✓
 Δ= -84.71

NVIDIA Corp. (NVDA) - daily bar chart



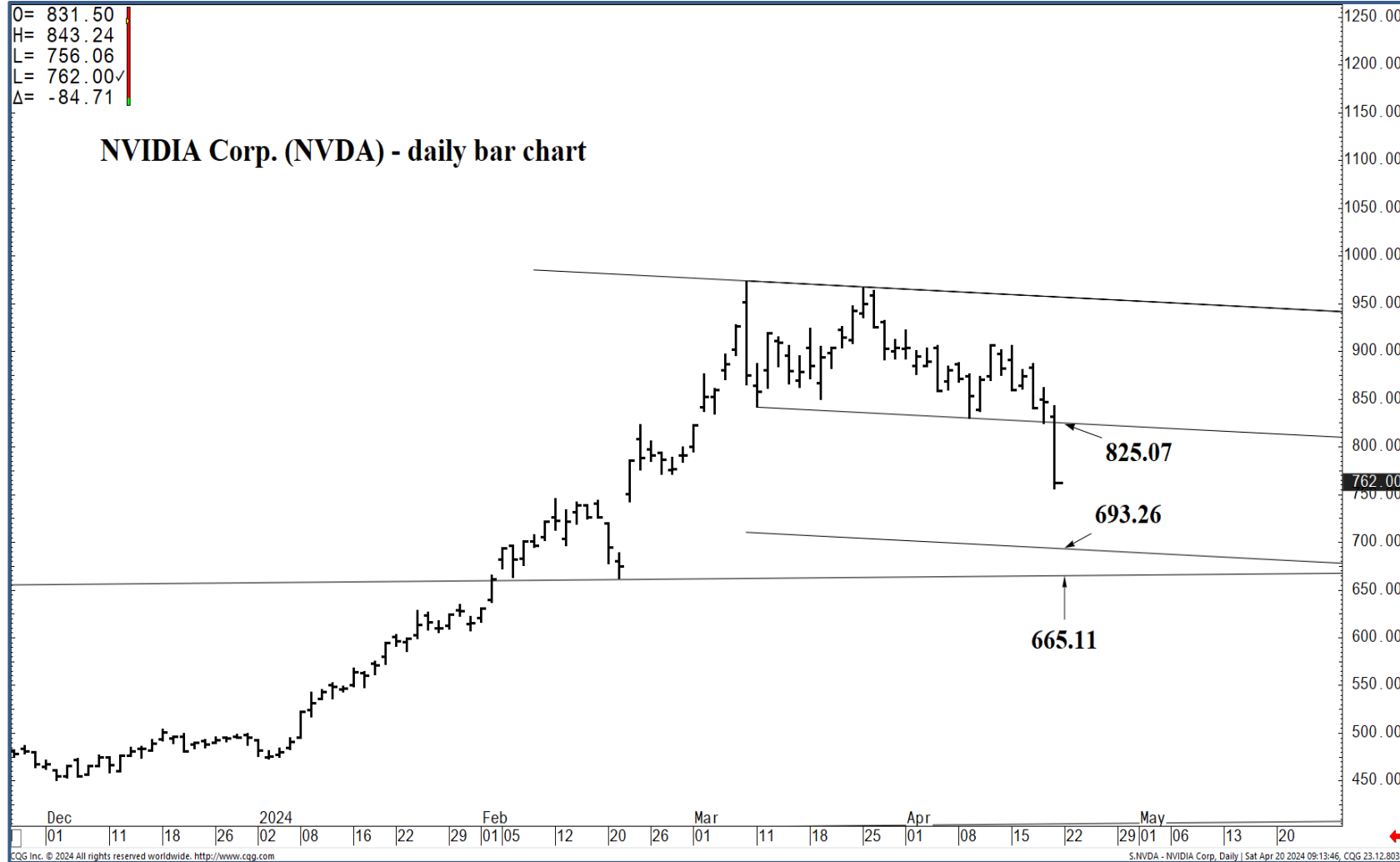
Support and Resistance

- 863.89** * session containment
- 853.91 * minor
- 838.49 * minor
- 825.07** *** weekly containment DP
- 814.09 * minor
- 801.43 * minor
- 790.33** * session containment
- 780.38 * minor
- 762.00 * minor
- 751.79 * minor
- 741.05 * intra-day containment
- 719.56 * minor
- 704.00 * minor
- 693.26** * session containment
- 683.15 * minor
- 674.72 * minor
- 665.11** **** multi-week contain
- 643.24** **** multi-week contain



O= 831.50
 H= 843.24
 L= 756.06
 L= 762.00✓
 Δ= -84.71

NVIDIA Corp. (NVDA) - daily bar chart



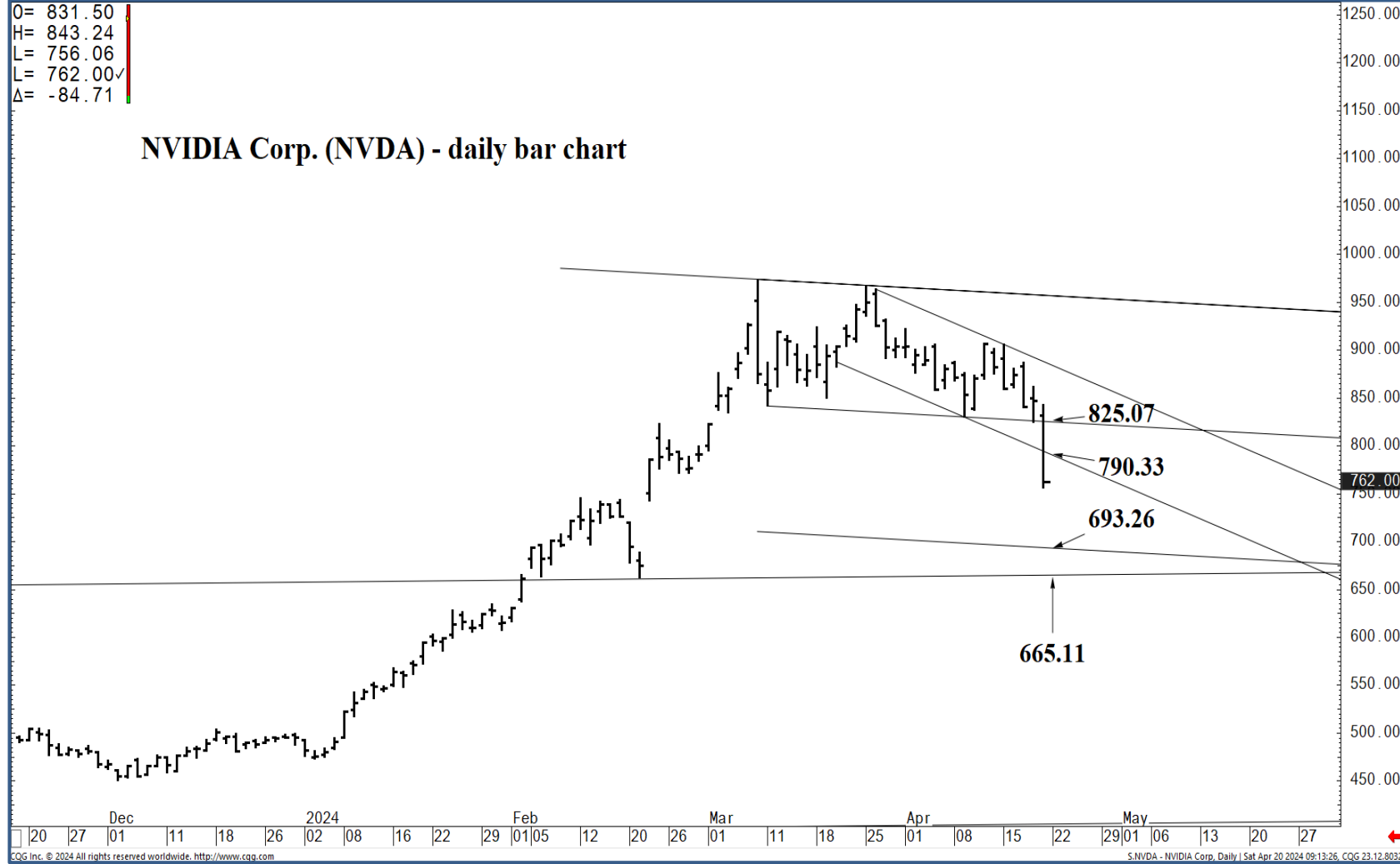
Support and Resistance

- 863.89** * session containment
- 853.91 * minor
- 838.49 * minor
- 825.07** *** weekly containment DP
- 814.09 * minor
- 801.43 * minor
- 790.33** * session containment
- 780.38 * minor
- 762.00 * minor
- 751.79 * minor
- 741.05 * intra-day containment
- 719.56 * minor
- 704.00 * minor
- 693.26** * session containment
- 683.15 * minor
- 674.72 * minor
- 665.11** **** multi-week contain
- 643.24** **** multi-week contain



O= 831.50
 H= 843.24
 L= 756.06
 L= 762.00✓
 Δ= -84.71

NVIDIA Corp. (NVDA) - daily bar chart



Support and Resistance

- 863.89** * session containment
- 853.91 * minor
- 838.49 * minor
- 825.07** *** weekly containment DP
- 814.09 * minor
- 801.43 * minor
- 790.33** * session containment
- 780.38 * minor
- 762.00 * minor
- 751.79 * minor
- 741.05 * intra-day containment
- 719.56 * minor
- 704.00 * minor
- 693.26** * session containment
- 683.15 * minor
- 674.72 * minor
- 665.11** **** multi-week contain
- 643.24** **** multi-week contain

CGG Inc. © 2024 All rights reserved worldwide. <http://www.cgg.com>

S.NVDA - NVIDIA Corp. Daily | Sat Apr 20 2024 09:13:26, CQG 23.12.8032



O= 831.50
 H= 843.24
 L= 756.06
 L= 762.00✓
 Δ= -84.71

NVIDIA Corp. (NVDA) - daily bar chart



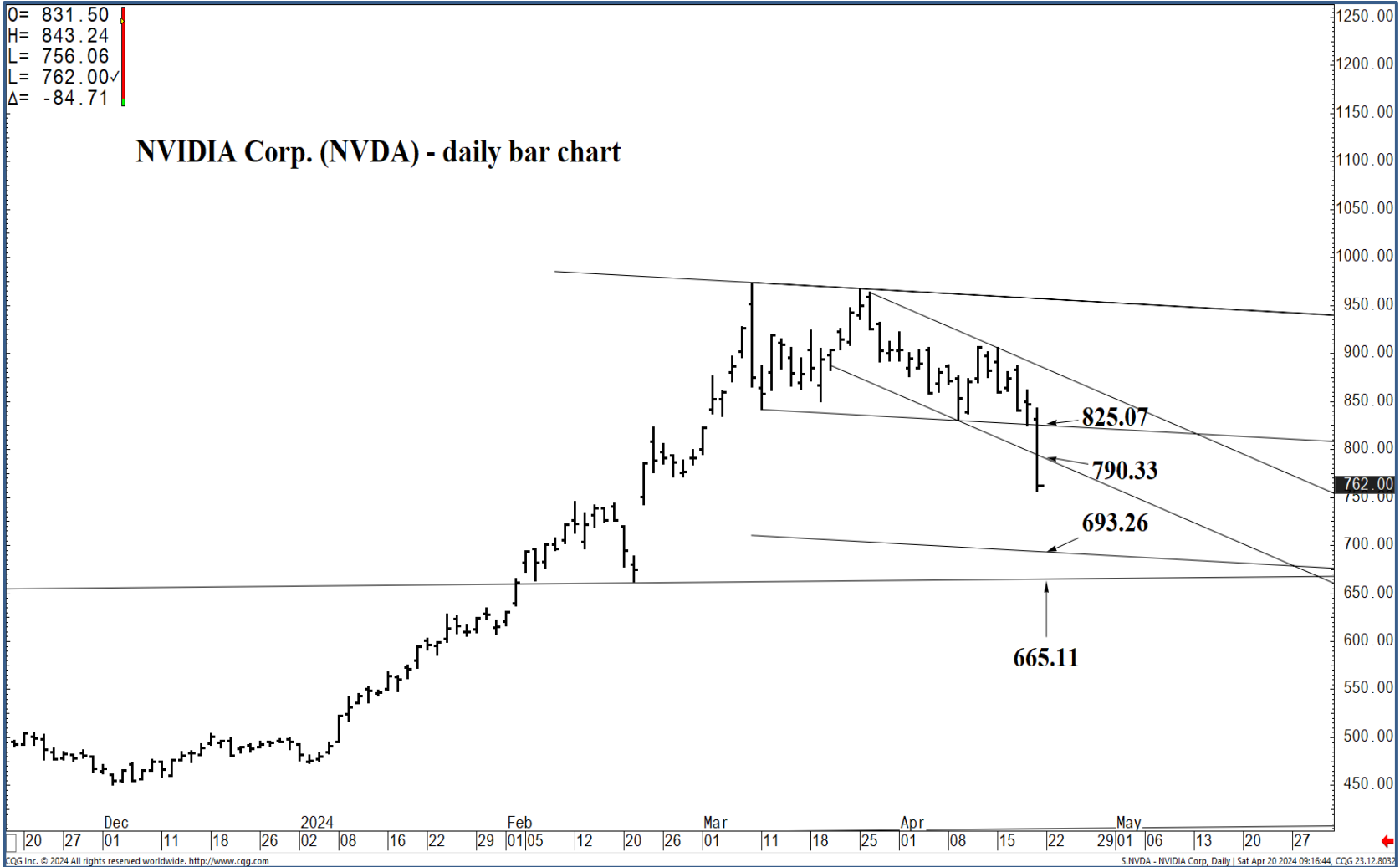
Support and Resistance

- 863.89** * session containment
- 853.91 * minor
- 838.49 * minor
- 825.07** *** weekly containment DP
- 814.09 * minor
- 801.43 * minor
- 790.33** * session containment
- 780.38 * minor
- 762.00 * minor
- 751.79 * minor
- 741.05 * intra-day containment
- 719.56 * minor
- 704.00 * minor
- 693.26** * session containment
- 683.15 * minor
- 674.72 * minor
- 665.11** **** multi-week contain
- 643.24** **** multi-week contain



O= 831.50
H= 843.24
L= 756.06
L= 762.00✓
Δ= -84.71

NVIDIA Corp. (NVDA) - daily bar chart



Support and Resistance

863.89 * session containment

853.91 * minor
838.49 * minor

825.07 *** weekly containment DP

814.09 * minor
801.43 * minor

790.33 * session containment

780.38 * minor
762.00 * minor
751.79 * minor
741.05 * intra-day containment
719.56 * minor
704.00 * minor

693.26 * session containment

683.15 * minor
674.72 * minor

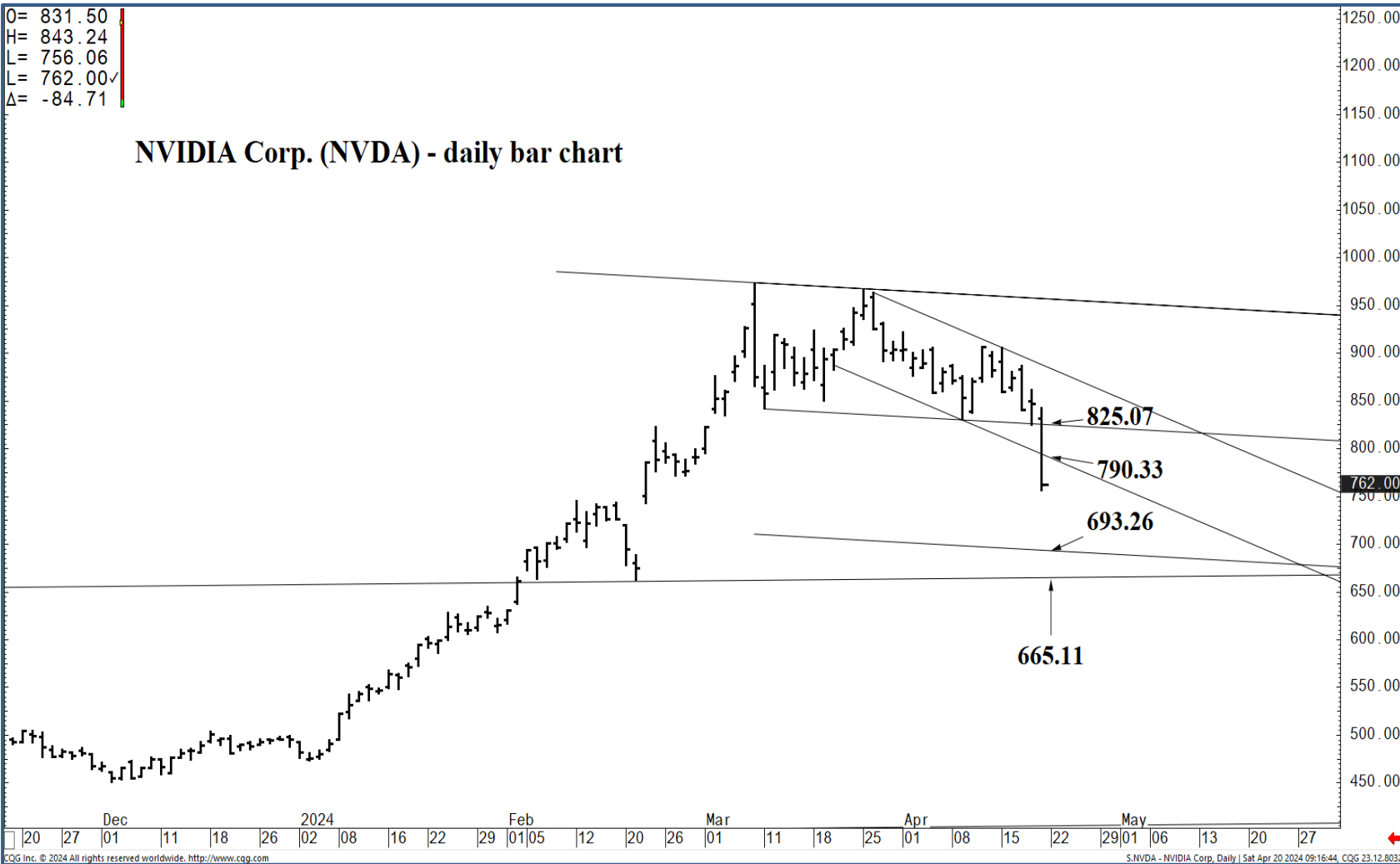
665.11 **** multi-week contain

643.24 **** multi-week contain



O= 831.50
 H= 843.24
 L= 756.06
 L= 762.00✓
 Δ= -84.71

NVIDIA Corp. (NVDA) - daily bar chart



Support and Resistance

- 863.89 * session containment**
- 853.91 * minor
- 838.49 * minor
- 825.07 *** weekly containment DP**
- 814.09 * minor
- 801.43 * minor
- 790.33 * session containment**
- 780.38 * minor
- 762.00 * minor
- 751.79 * minor
- 741.05 * intra-day containment
- 719.56 * minor
- 704.00 * minor
- 693.26 * session containment**
- 683.15 * minor
- 674.72 * minor
- 665.11 **** multi-week contain**
- 643.24 **** multi-week contain**



O= 422.22
 H= 422.75
 L= 413.07
 L= 414.65✓
 Δ= -8.76

QQQ daily chart



Support and Resistance

- 863.89** * session containment
- 853.91 * minor
- 838.49 * minor
- 825.07** *** weekly containment DP
- 814.09 * minor
- 801.43 * minor
- 790.33** * session containment
- 780.38 * minor
- 762.00 * minor
- 751.79 * minor
- 741.05 * intra-day containment
- 719.56 * minor
- 704.00 * minor
- 693.26** * session containment
- 683.15 * minor
- 674.72 * minor
- 665.11** **** multi-week contain
- 643.24** **** multi-week contain

