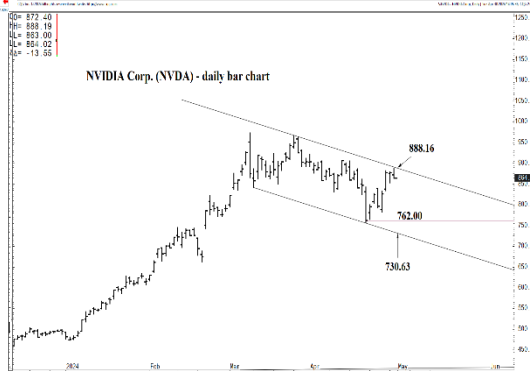




WICKED STOCKS

DIRECTIONAL CLARITY FOR THE ACTIVE INVESTOR

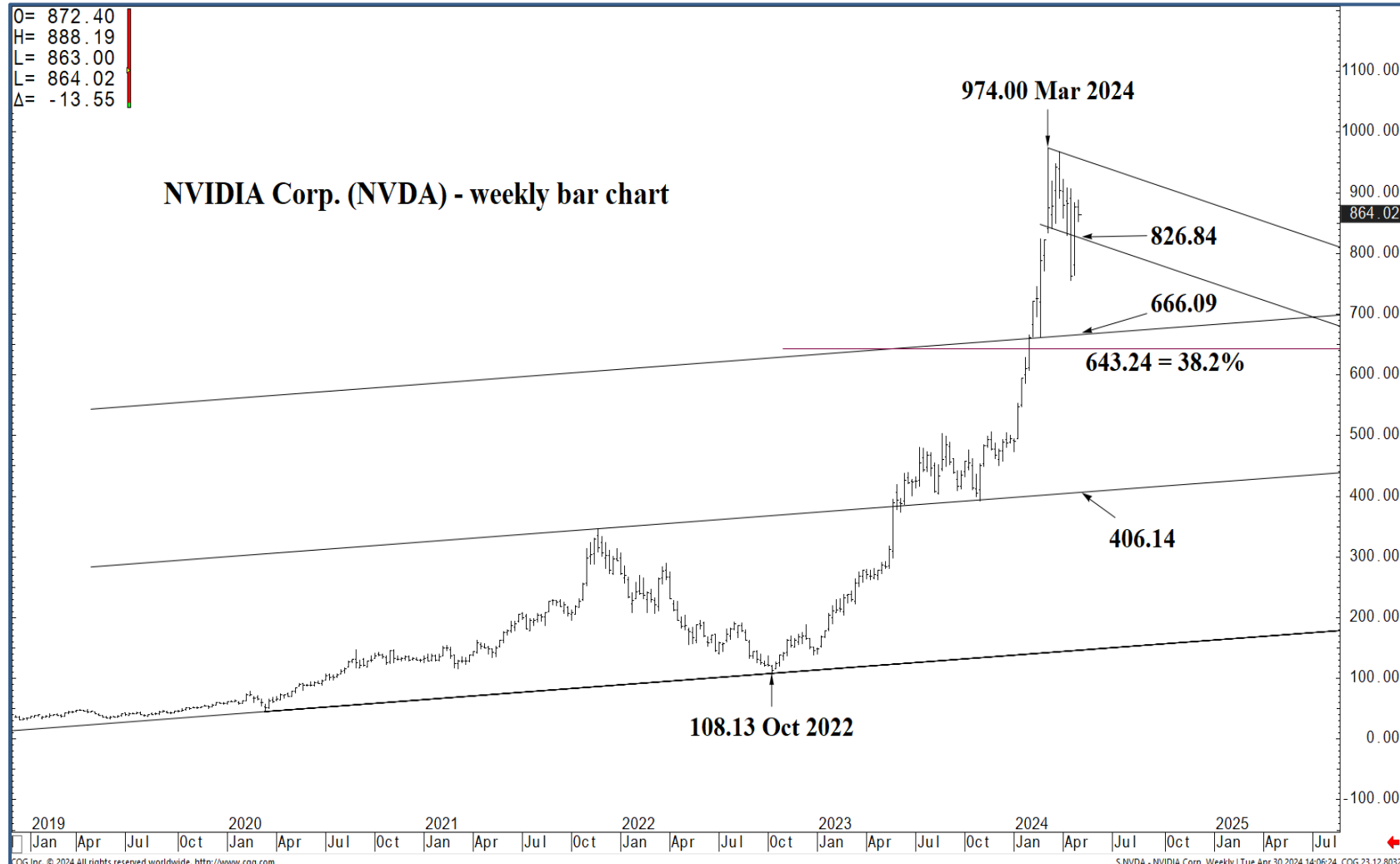


Support and Resistance

- 974.00** * session containment
- 961.18 * minor
- 950.02 * minor
- 935.10 * minor
- 907.38 * minor
- 888.16** *** weekly containment UP
- 875.10 * minor
- 864.63 * minor
- 856.38 * intra-day containment
- 837.72 * minor
- 820.88 * minor
- 804.75** * session containment
- 788.44 * minor
- 777.50 * minor
- 762.00** * session containment

O= 872.40
 H= 888.19
 L= 863.00
 L= 864.02
 Δ= -13.55

NVIDIA Corp. (NVDA) - weekly bar chart



Support and Resistance

- 974.00 * session containment**
- 961.18 * minor
- 950.02 * minor
- 935.10 * minor
- 907.38 * minor
- 888.16 *** weekly containment UP**
- 875.10 * minor
- 864.63 * minor
- 856.38 * intra-day containment
- 837.72 * minor
- 820.88 * minor
- 804.75 * session containment**
- 788.44 * minor
- 777.50 * minor
- 762.00 * session containment**

2019 Jan Apr Jul Oct 2020 Jan Apr Jul Oct 2021 Jan Apr Jul Oct 2022 Jan Apr Jul Oct 2023 Jan Apr Jul Oct 2024 Jan Apr Jul Oct 2025 Jan Apr Jul

CGG Inc. © 2024 All rights reserved worldwide. <http://www.cgg.com> S.NVDA - NVIDIA Corp, Weekly | Tue Apr 30 2024 14:06:24, CQG 23.12.8032



O= 872.40
 H= 888.19
 L= 863.00
 C= 864.02
 Δ= -13.55

NVIDIA Corp. (NVDA) - daily bar chart

1250.00
 1200.00
 1150.00
 1100.00
 1050.00
 1000.00
 950.00
 900.00
 850.00
 800.00
 750.00
 700.00
 650.00
 600.00
 550.00
 500.00
 450.00
 400.00
 350.00
 300.00

Support and Resistance

- 974.00** * session containment
- 961.18 * minor
- 950.02 * minor
- 935.10 * minor
- 907.38 * minor
- 888.16** *** weekly containment UP
- 875.10 * minor
- 864.63 * minor
- 864.02 * intra-day containment
- 837.72 * minor
- 820.88 * minor
- 804.75** * session containment
- 788.44 * minor
- 777.50 * minor
- 762.00** * session containment



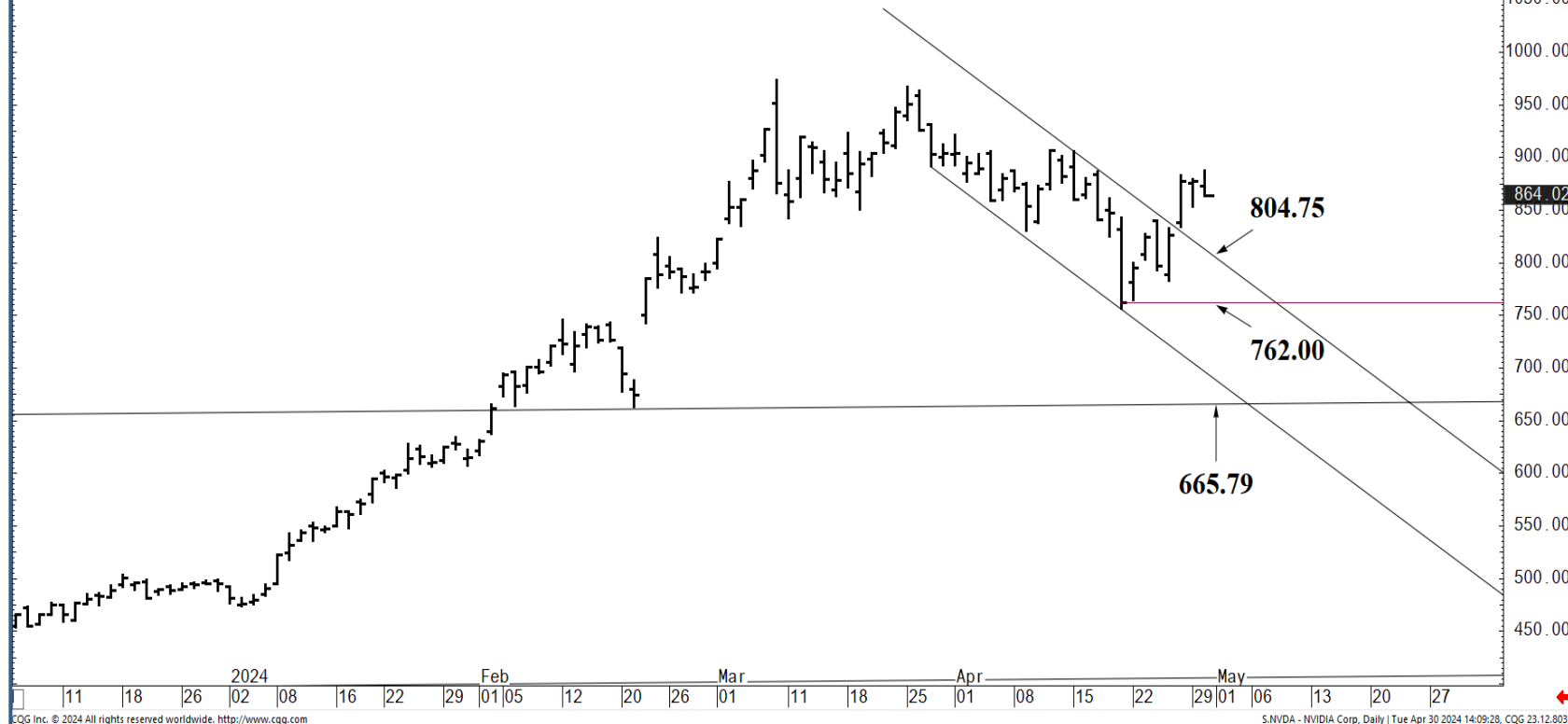
Nov 23 | Dec | Jan 24 | Feb | Mar | Apr | May | Jun | Jul

CG Inc. © 2024 All rights reserved worldwide. <http://www.cqg.com> S.NVDA - NVIDIA Corp, Daily | Tue Apr 30 2024 14:06:36, CQG 23.12.8032



O= 872.40
 H= 888.19
 L= 863.00
 C= 864.02
 Δ= -13.55

NVIDIA Corp. (NVDA) - daily bar chart



Support and Resistance

- 974.00** * session containment
- 961.18 * minor
- 950.02 * minor
- 935.10 * minor
- 907.38 * minor
- 888.16** *** weekly containment UP
- 875.10 * minor
- 864.63 * minor
- 856.38 * intra-day containment
- 837.72 * minor
- 820.88 * minor
- 804.75** * session containment
- 788.44 * minor
- 777.50 * minor
- 762.00** * session containment



O= 872.40
 H= 888.19
 L= 863.00
 L= 864.02
 Δ= -13.55

NVIDIA Corp. (NVDA) - daily bar chart



Support and Resistance

- 974.00** * session containment
- 961.18 * minor
- 950.02 * minor
- 935.10 * minor
- 907.38 * minor
- 888.16** *** weekly containment UP
- 875.10 * minor
- 864.63 * minor
- 856.38 * intra-day containment
- 837.72 * minor
- 820.88 * minor
- 804.75** * session containment
- 788.44 * minor
- 777.50 * minor
- 762.00** * session containment



O= 872.40
 H= 888.19
 L= 863.00
 L= 864.02
 Δ= -13.55

NVIDIA Corp. (NVDA) - daily bar chart



Support and Resistance

- 974.00** * session containment
- 961.18 * minor
- 950.02 * minor
- 935.10 * minor
- 907.38 * minor
- 888.16** *** weekly containment UP
- 875.10 * minor
- 864.63 * minor
- 856.38 * intra-day containment
- 837.72 * minor
- 820.88 * minor
- 804.75** * session containment
- 788.44 * minor
- 777.50 * minor
- 762.00** * session containment

Nov 01 06 13 20 27 01 11 18 26 02 08 16 22 29 01 12 20 26 01 11 18 25 01 08 15 22 01 06 13 20 27 03 10

CGG Inc. © 2024 All rights reserved worldwide. <http://www.cgg.com> S:NVDA - NVIDIA Corp, Daily | Tue Apr 30 2024 14:07:14, CQG 23.12.8032



O= 872.40
 H= 888.19
 L= 863.00
 C= 864.02
 Δ= -13.55

NVIDIA Corp. (NVDA) - daily bar chart



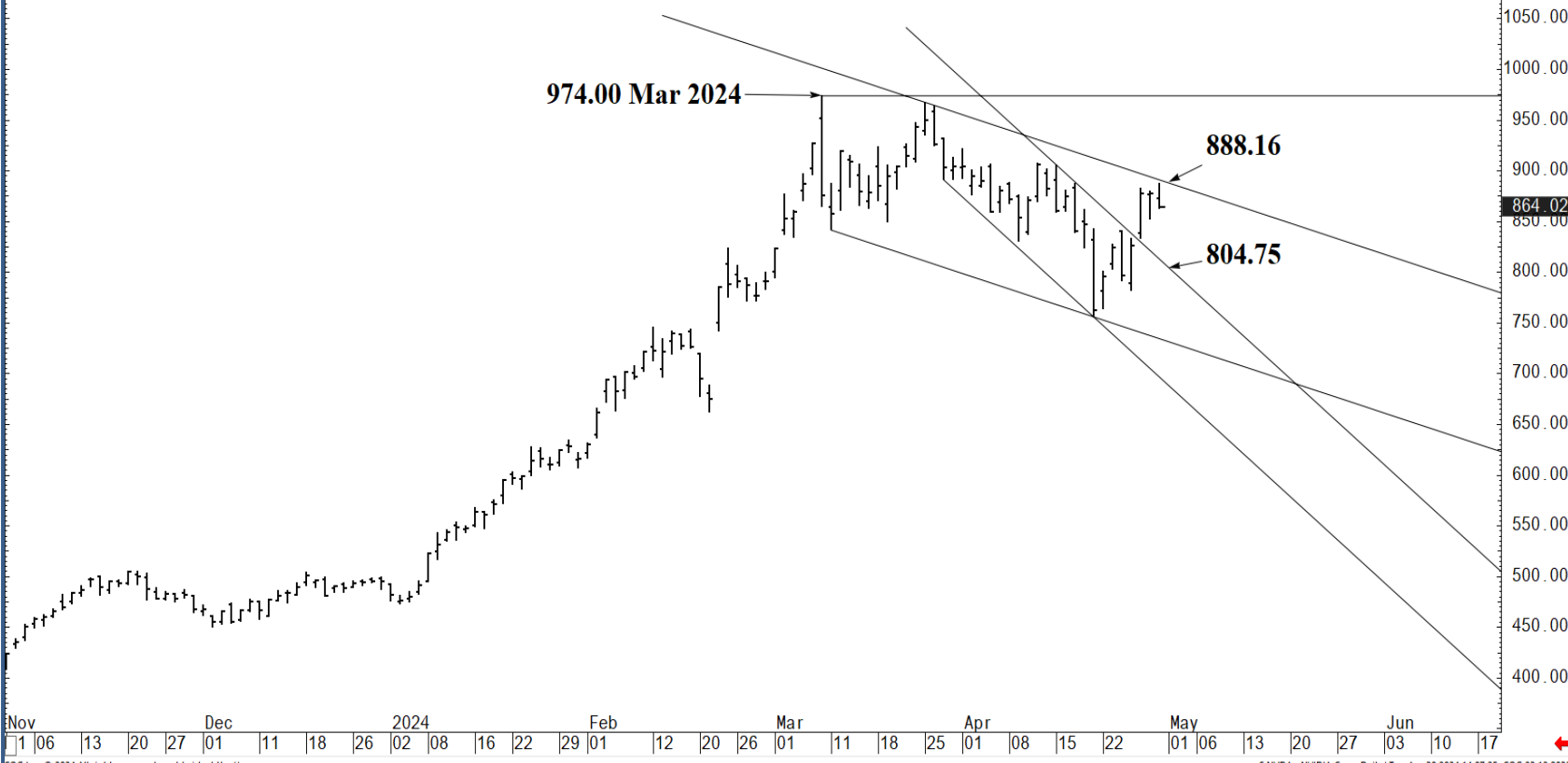
Support and Resistance

- 974.00 * session containment**
- 961.18 * minor
- 950.02 * minor
- 935.10 * minor
- 907.38 * minor
- 888.16 *** weekly containment UP**
- 875.10 * minor
- 864.63 * minor
- 856.38 * intra-day containment
- 837.72 * minor
- 820.88 * minor
- 804.75 * session containment**
- 788.44 * minor
- 777.50 * minor
- 762.00 * session containment**



O= 872.40
 H= 888.19
 L= 863.00
 C= 864.02
 Δ= -13.55

NVIDIA Corp. (NVDA) - daily bar chart



Support and Resistance

- 974.00** * session containment
- 961.18 * minor
- 950.02 * minor
- 935.10 * minor
- 907.38 * minor
- 888.16** *** weekly containment UP
- 875.10 * minor
- 864.63 * minor
- 856.38 * intra-day containment
- 837.72 * minor
- 820.88 * minor
- 804.75** * session containment
- 788.44 * minor
- 777.50 * minor
- 762.00** * session containment

Nov 06 13 20 27 01 11 18 26 02 08 16 22 29 01 12 20 26 01 11 18 25 01 08 15 22 01 06 13 20 27 03 10 17

CGI Inc. © 2024 All rights reserved worldwide. <http://www.cgi.com> S.NVDA - NVIDIA Corp, Daily | Tue Apr 30 2024 14:07:25, CQG 23.12.8032



O= 872.40
 H= 888.19
 L= 863.00
 L= 864.02
 Δ= -13.55

NVIDIA Corp. (NVDA) - daily bar chart



Support and Resistance

- 974.00** * session containment
- 961.18 * minor
- 950.02 * minor
- 935.10 * minor
- 907.38 * minor
- 888.16** *** weekly containment UP
- 875.10 * minor
- 864.63 * minor
- 856.38 * intra-day containment
- 837.72 * minor
- 820.88 * minor
- 804.75** * session containment
- 788.44 * minor
- 777.50 * minor
- 762.00** * session containment

Nov 01 06 13 20 27 01 11 18 26 2024 02 08 16 22 29 01 12 20 26 01 11 18 25 01 08 15 22 01 06 13 20 27 03 10

CGG Inc. © 2024 All rights reserved worldwide. <http://www.cgg.com>

S.NVDA - NVIDIA Corp, Daily | Tue Apr 30 2024 14:07:02, CGG 23.12.8032

