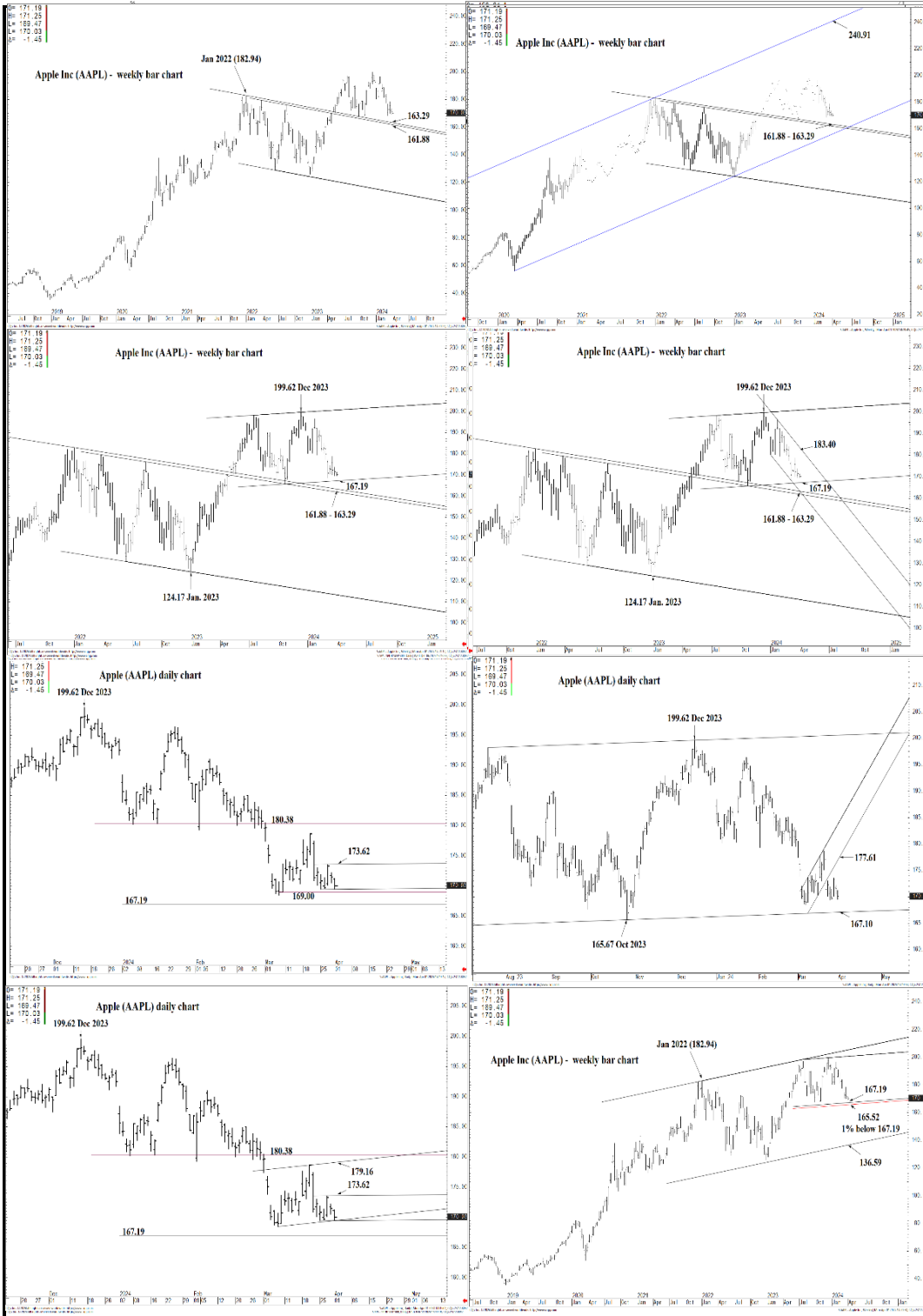




# WICKED STOCKS

DIRECTIONAL CLARITY FOR THE ACTIVE INVESTOR



## Support and Resistance

- 180.38 \* intra-day containment
- 179.31 \* minor
- 179.16 \*\*\* weekly containment UP**
- 178.06 \* minor
- 177.61 \* intra-day containment
- 175.15 \* minor
- 173.62 \* session containment DP**
- 172.70 \* minor
- 171.57 \* minor
- 170.51 \* minor
- 169.00 \* intra-day containment
- 168.49 \* minor
- 167.19 \*\*\*\* multi-wk contain UP**
- 165.52 \* (1% below 167.19)**
- 163.29 \*\*\* weekly containment**
- 161.88 \*\*\* weekly containment**

O= 171.19  
 H= 171.25  
 L= 169.47  
 L= 170.03  
 Δ= -1.45

### Apple Inc (AAPL) - weekly bar chart



### Support and Resistance

- 180.38 \* intra-day containment
- 179.31 \* minor
- 179.16 \*\*\* weekly containment UP**
- 178.06 \* minor
- 177.61 \* intra-day containment
- 175.15 \* minor
- 173.62 \* session containment DP**
- 172.70 \* minor
- 171.57 \* minor
- 170.51 \* minor
- 169.00 \* intra-day containment
- 168.49 \* minor
- 167.19 \*\*\*\* multi-wk contain UP**
- 165.52 \* (1% below 167.19)**
- 163.29 \*\*\* weekly containment**
- 161.88 \*\*\* weekly containment**



O= 171.19  
 H= 171.25  
 L= 169.47  
 C= 170.03  
 Δ= -1.45

### Apple Inc (AAPL) - weekly bar chart



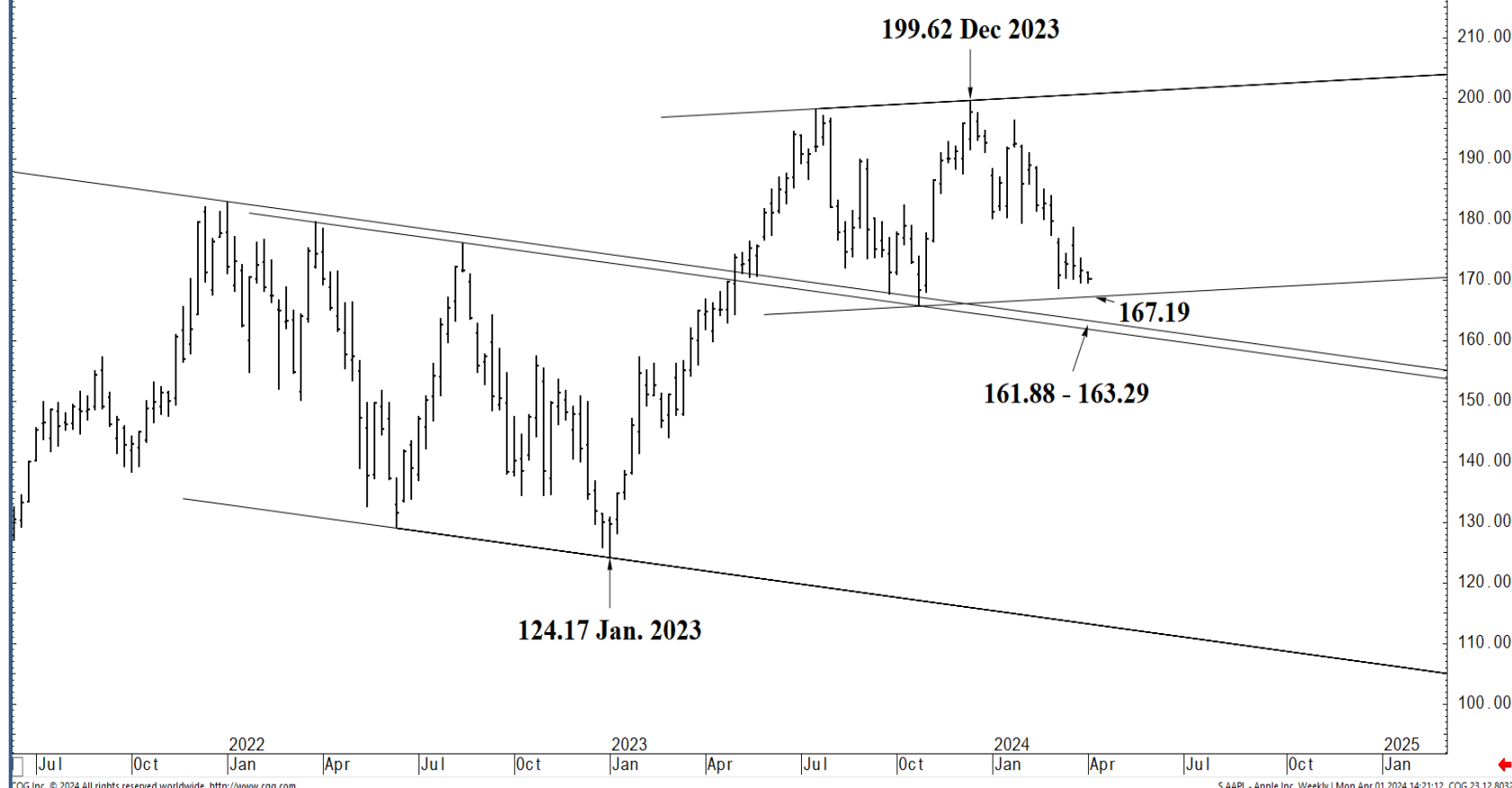
### Support and Resistance

- 180.38 \* intra-day containment
- 179.31 \* minor
- 179.16 \*\*\* weekly containment UP**
- 178.06 \* minor
- 177.61 \* intra-day containment
- 175.15 \* minor
- 173.62 \* session containment DP**
- 172.70 \* minor
- 171.57 \* minor
- 170.51 \* minor
- 169.00 \* intra-day containment
- 168.49 \* minor
- 167.19 \*\*\*\* multi-wk contain UP**
- 165.52 \* (1% below 167.19)**
- 163.29 \*\*\* weekly containment**
- 161.88 \*\*\* weekly containment**



O= 171.19  
 H= 171.25  
 L= 169.47  
 Δ= -1.45

# Apple Inc (AAPL) - weekly bar chart



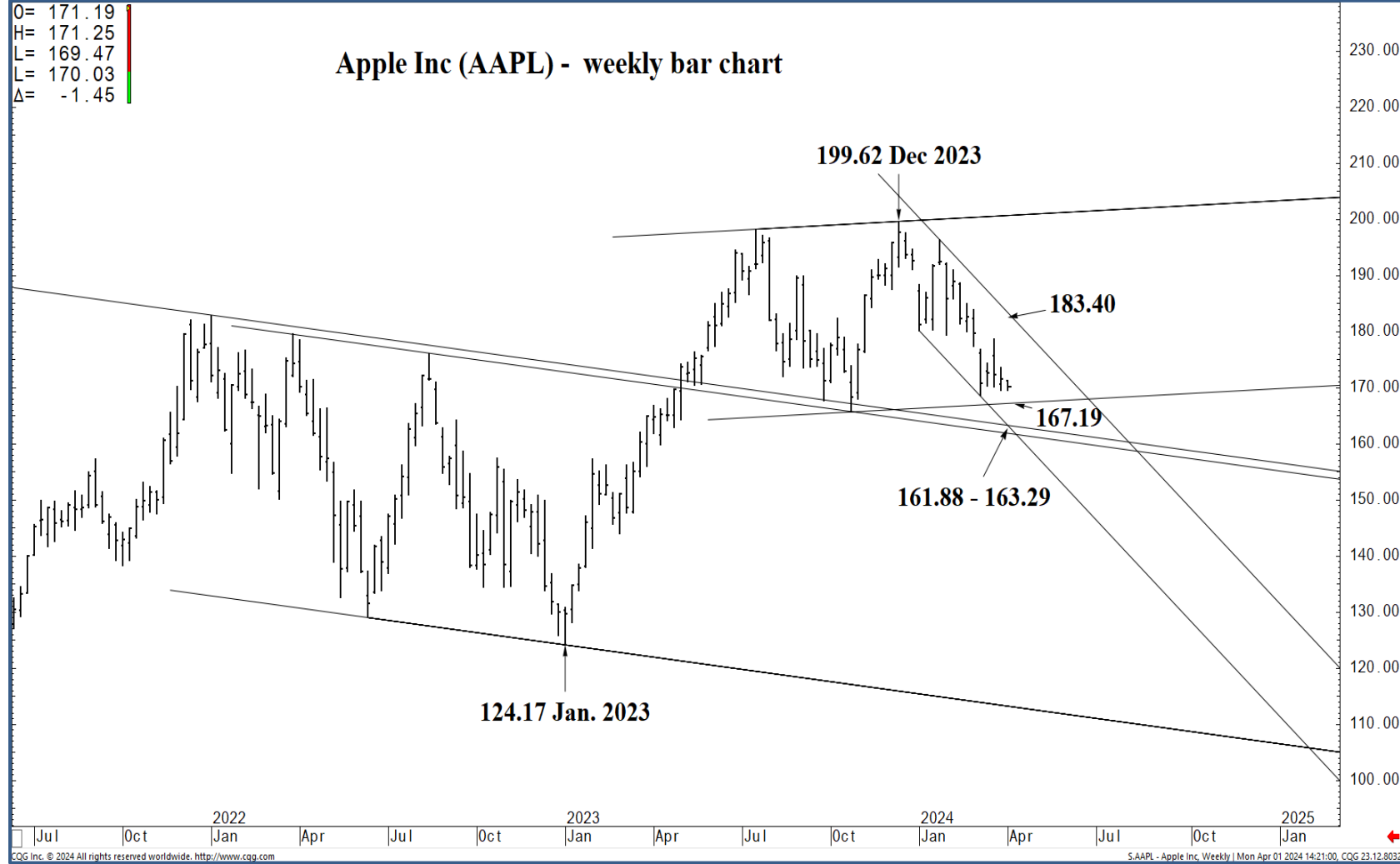
## Support and Resistance

- 180.38 \* intra-day containment
- 179.31 \* minor
- 179.16 \*\*\* weekly containment UP**
- 178.06 \* minor
- 177.61 \* intra-day containment
- 175.15 \* minor
- 173.62 \* session containment DP**
- 172.70 \* minor
- 171.57 \* minor
- 170.51 \* minor
- 169.00 \* intra-day containment
- 168.49 \* minor
- 167.19 \*\*\*\* multi-wk contain UP**
- 165.52 \* (1% below 167.19)**
- 163.29 \*\*\* weekly containment**
- 161.88 \*\*\* weekly containment**



O= 171.19  
 H= 171.25  
 L= 169.47  
 L= 170.03  
 Δ= -1.45

# Apple Inc (AAPL) - weekly bar chart



## Support and Resistance

- 180.38 \* intra-day containment
- 179.31 \* minor
- 179.16 \*\*\* weekly containment UP**
- 178.06 \* minor
- 177.61 \* intra-day containment
- 175.15 \* minor
- 173.62 \* session containment DP**
- 172.70 \* minor
- 171.57 \* minor
- 170.51 \* minor
- 169.00 \* intra-day containment
- 168.49 \* minor
- 167.19 \*\*\*\* multi-wk contain UP**
- 165.52 \* (1% below 167.19)**
- 163.29 \*\*\* weekly containment**
- 161.88 \*\*\* weekly containment**

CGG Inc. © 2024 All rights reserved worldwide. <http://www.cgg.com>

S:AAPL - Apple Inc, Weekly | Mon Apr 01 2024 14:21:00, CQG 23.12.8032



O= 171.19  
 H= 171.25  
 L= 169.47  
 C= 170.03  
 Δ= -1.45

# Apple (AAPL) daily chart

199.62 Dec 2023



## Support and Resistance

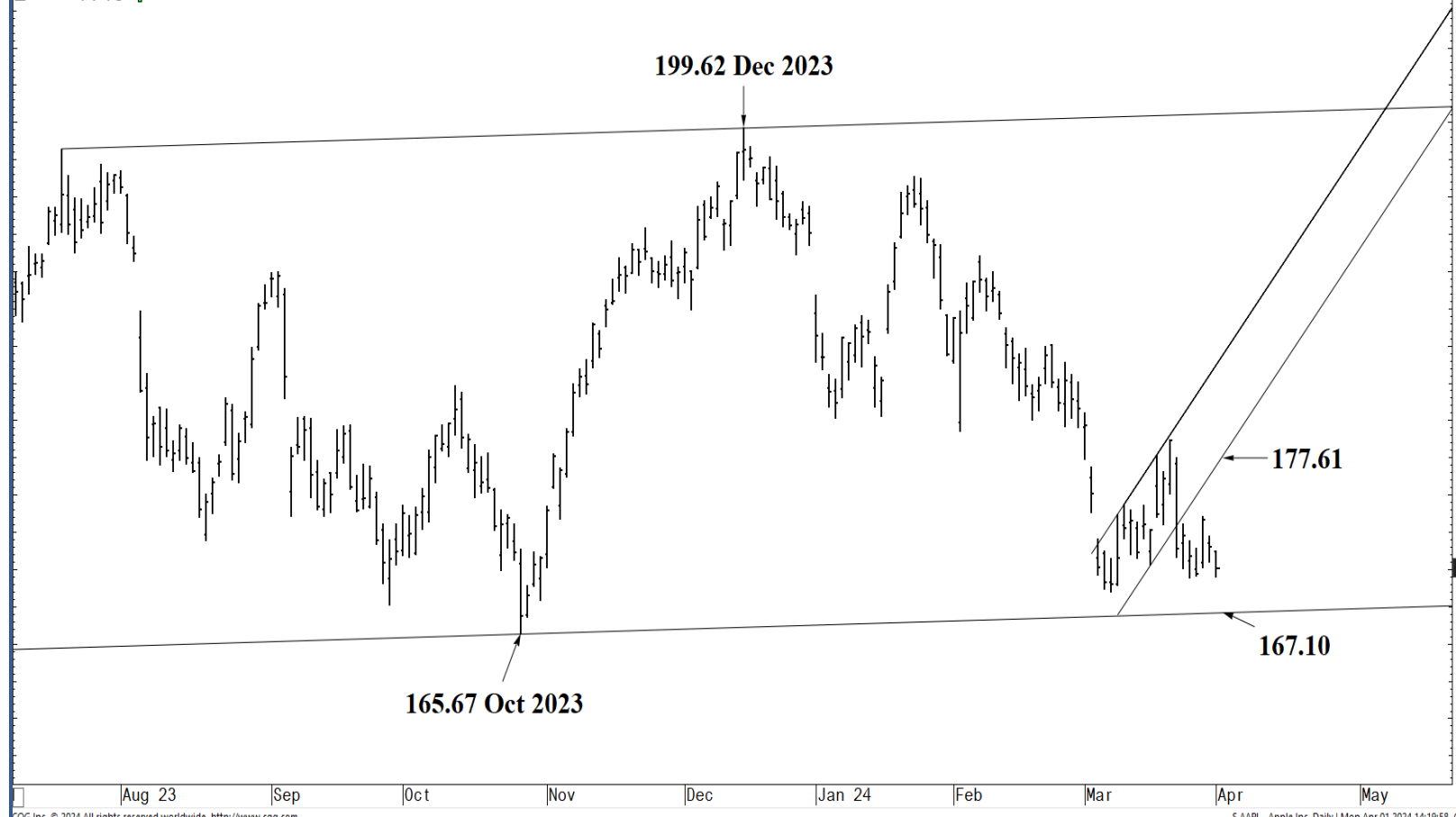
- 180.38 \* intra-day containment
- 179.31 \* minor
- 179.16 \*\*\* weekly containment UP**
- 178.06 \* minor
- 177.61 \* intra-day containment
- 175.15 \* minor
- 173.62 \* session containment DP**
- 172.70 \* minor
- 171.57 \* minor
- 170.51 \* minor
- 169.00 \* intra-day containment
- 168.49 \* minor
- 167.19 \*\*\*\* multi-wk contain UP**
- 165.52 \* (1% below 167.19)**
- 163.29 \*\*\* weekly containment**
- 161.88 \*\*\* weekly containment**

CGG Inc. © 2024 All rights reserved worldwide. <http://www.cgg.com> S:AAPL - Apple Inc, Daily | Mon Apr 01 2024 14:19:17, CQG 23.12.8033



O= 171.19  
 H= 171.25  
 L= 169.47  
 C= 170.03  
 Δ= -1.45

# Apple (AAPL) daily chart



## Support and Resistance

- 180.38 \* intra-day containment
- 179.31 \* minor
- 179.16 \*\*\* weekly containment UP**
- 178.06 \* minor
- 177.61 \* intra-day containment
- 175.15 \* minor
- 173.62 \* session containment DP**
- 172.70 \* minor
- 171.57 \* minor
- 170.51 \* minor
- 169.00 \* intra-day containment
- 168.49 \* minor
- 167.19 \*\*\*\* multi-wk contain UP**
- 165.52 \* (1% below 167.19)**
- 163.29 \*\*\* weekly containment**
- 161.88 \*\*\* weekly containment**



O= 171.19  
 H= 171.25  
 L= 169.47  
 C= 170.03  
 Δ= -1.45

# Apple (AAPL) daily chart

199.62 Dec 2023



## Support and Resistance

- 180.38 \* intra-day containment
- 179.31 \* minor
- 179.16 \*\*\* weekly containment UP**
- 178.06 \* minor
- 177.61 \* intra-day containment
- 175.15 \* minor
- 173.62 \* session containment DP**
- 172.70 \* minor
- 171.57 \* minor
- 170.51 \* minor
- 169.00 \* intra-day containment
- 168.49 \* minor
- 167.19 \*\*\*\* multi-wk contain UP**
- 165.52 \* (1% below 167.19)**
- 163.29 \*\*\* weekly containment**
- 161.88 \*\*\* weekly containment**

COG Inc. © 2024 All rights reserved worldwide. <http://www.cog.com> S:AAPL - Apple Inc, Daily | Mon Apr 01 2024 14:19:02, COG 23.12.8032





O= 171.19  
 H= 171.25  
 L= 169.47  
 C= 170.03  
 Δ= -1.45

Apple Inc (AAPL) - weekly bar chart



### Support and Resistance

180.38	* intra-day containment
179.31	* minor
<b>179.16</b>	<b>*** weekly containment UP</b>
178.06	* minor
177.61	* intra-day containment
175.15	* minor
<b>173.62</b>	<b>* session containment DP</b>
172.70	* minor
171.57	* minor
170.51	* minor
169.00	* intra-day containment
168.49	* minor
<b>167.19</b>	<b>**** multi-wk contain UP</b>
<b>165.52</b>	<b>* (1% below 167.19)</b>
<b>163.29</b>	<b>*** weekly containment</b>
<b>161.88</b>	<b>*** weekly containment</b>

