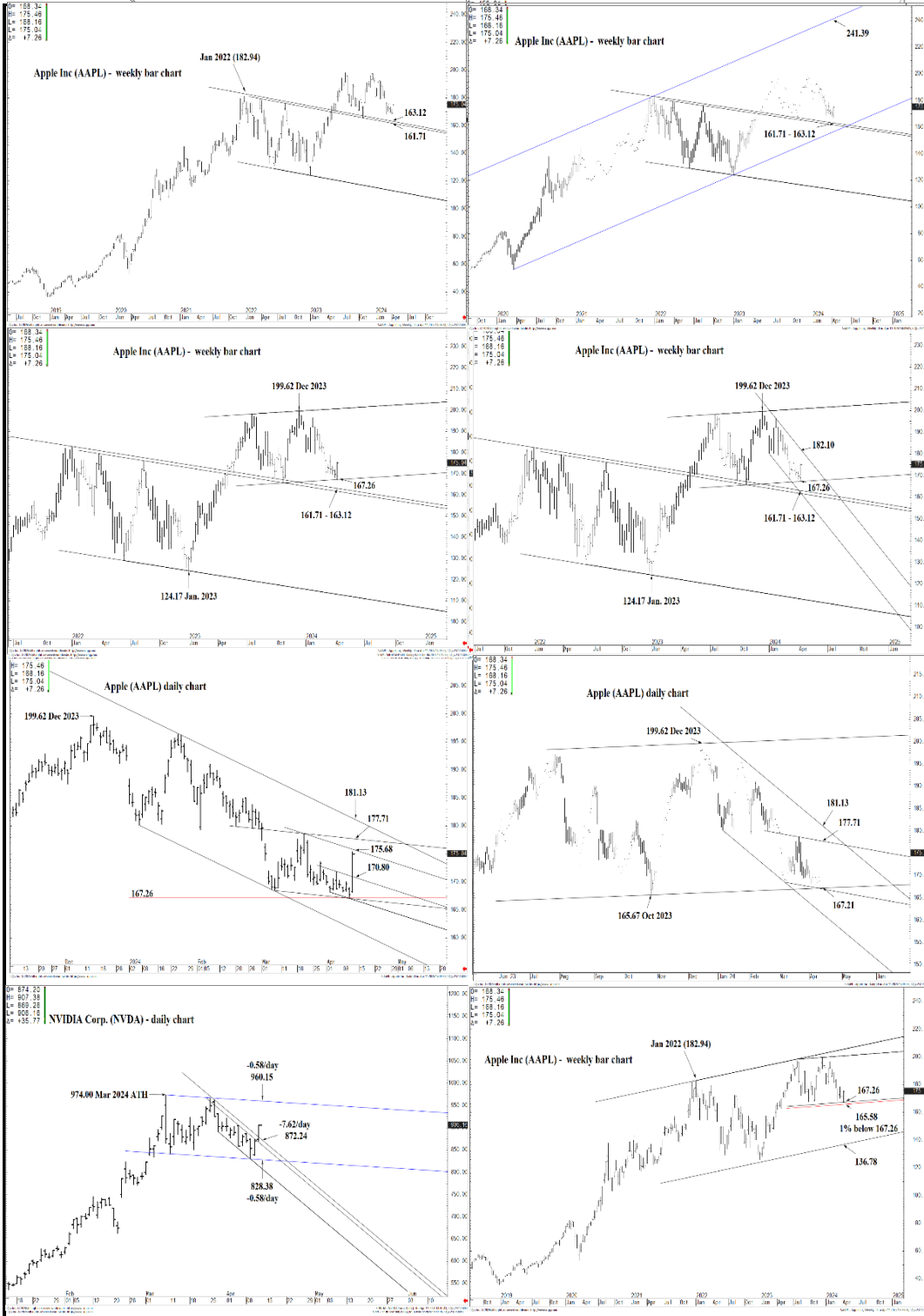




WICKED STOCKS

DIRECTIONAL CLARITY FOR THE ACTIVE INVESTOR

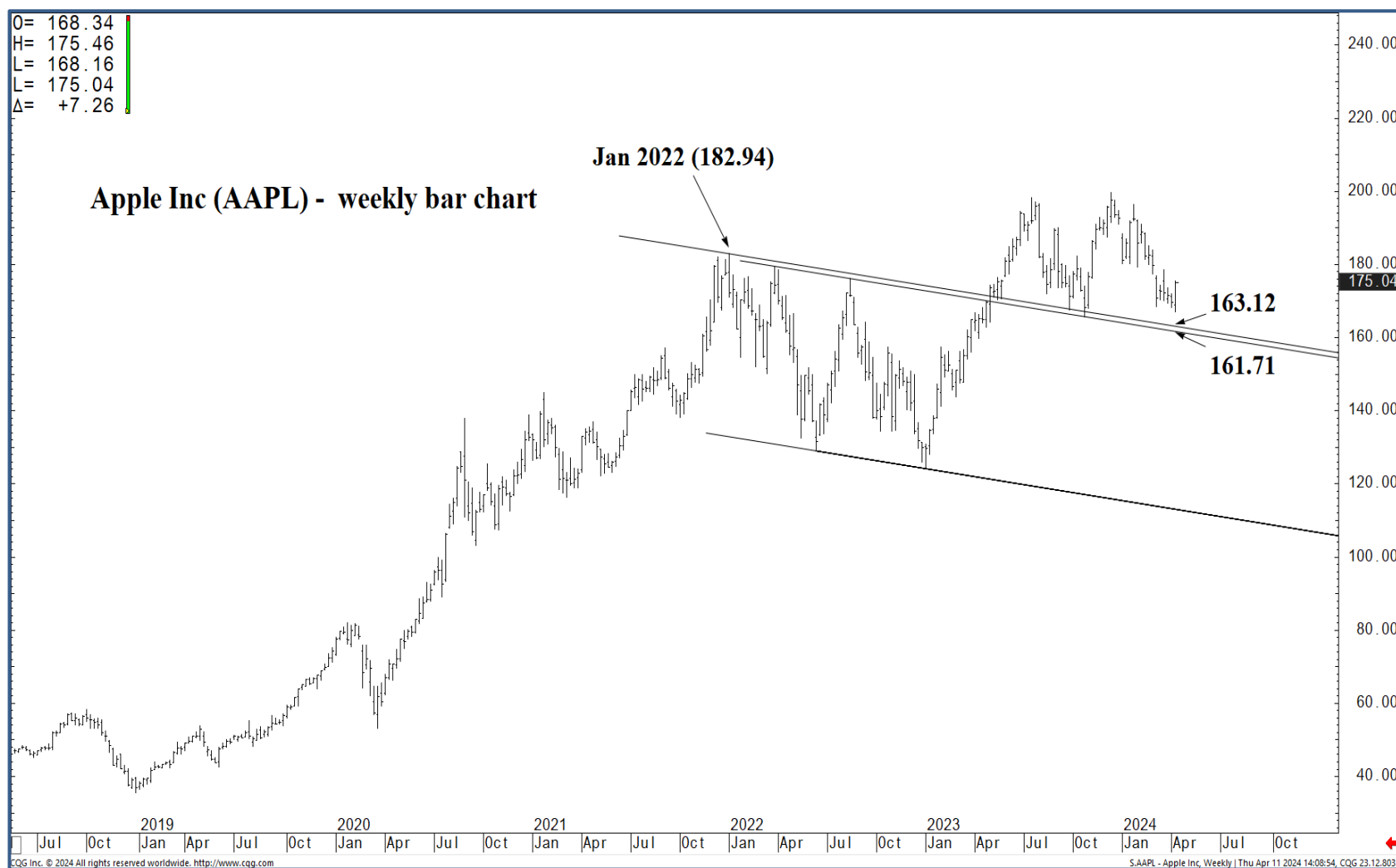


Support and Resistance

- 182.10 *** weekly containment**
- 181.13 * minor
- 180.38 * intra-day containment
- 179.31 * minor
- 177.71 *** weekly containment UP**
- 177.39 * minor
- 176.60 * minor
- 175.68 * intra-day containment
- 174.25 * minor
- 173.60 * minor
- 172.27 * minor
- 170.80 * session containment DP**
- 170.08 * minor
- 169.45 * minor
- 168.85 * minor
- 167.78 * minor
- 167.26 **** multi-wk contain UP**
- 165.58 * (1% below 167.26)**
- 163.12 *** weekly containment**
- 161.71 *** weekly containment**

O= 168.34
 H= 175.46
 L= 168.16
 L= 175.04
 Δ= +7.26

Apple Inc (AAPL) - weekly bar chart



Support and Resistance

- 182.10 *** weekly containment**
- 181.13 * minor
- 180.38 * intra-day containment
- 179.31 * minor
- 177.71 *** weekly containment UP**
- 177.39 * minor
- 176.60 * minor
- 175.68 * intra-day containment
- 174.25 * minor
- 173.60 * minor
- 172.27 * minor
- 170.80 * session containment DP**
- 170.08 * minor
- 169.45 * minor
- 168.85 * minor
- 167.78 * minor
- 167.26 **** multi-wk contain UP**
- 165.58 * (1% below 167.26)**
- 163.12 *** weekly containment**
- 161.71 *** weekly containment**

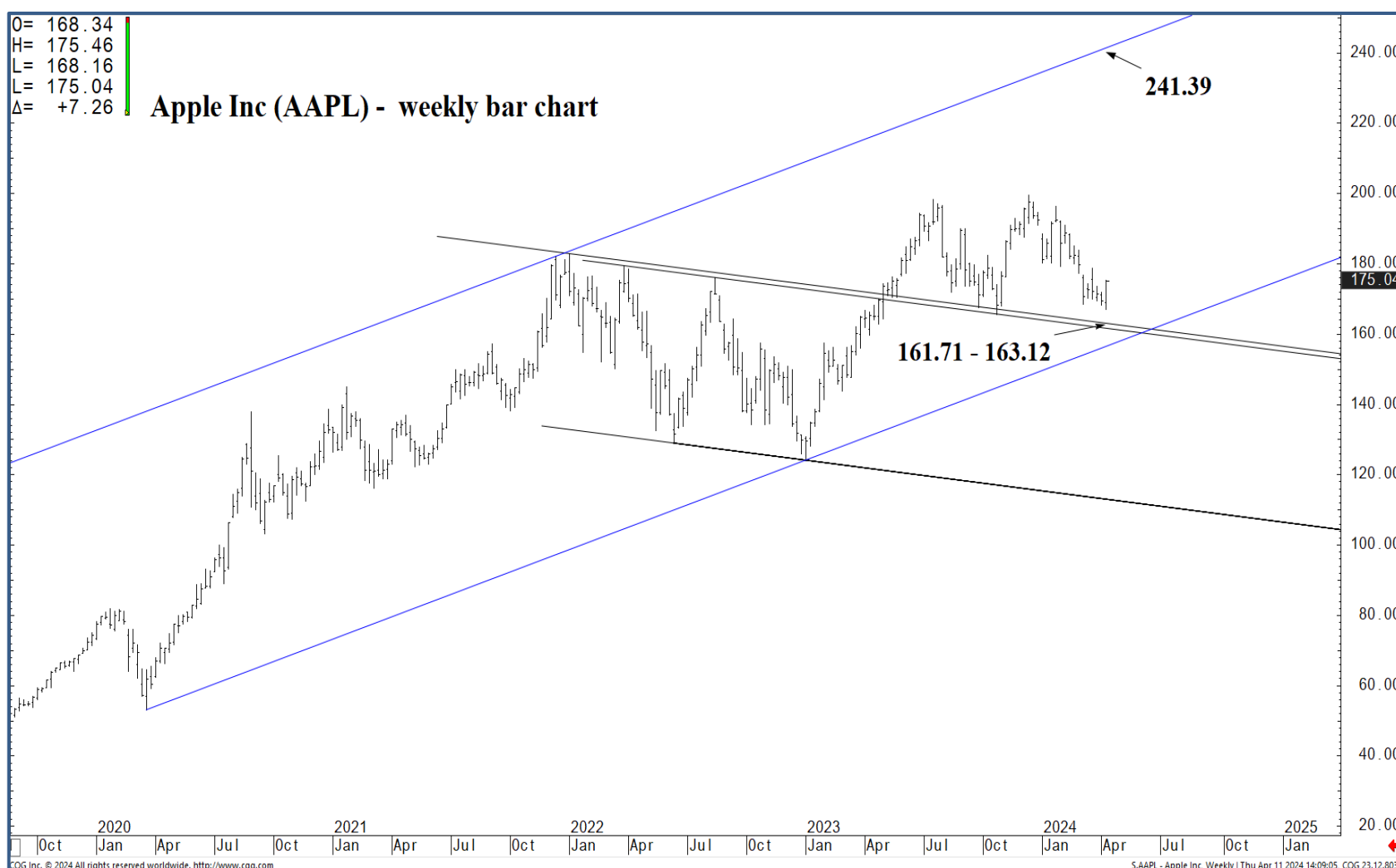
CGG Inc. © 2024 All rights reserved worldwide. <http://www.cgg.com>

S:AAPL - Apple Inc, Weekly | Thu Apr 11 2024 14:08:54, CGG 23.12.8032



O= 168.34
 H= 175.46
 L= 168.16
 C= 175.04
 Δ= +7.26

Apple Inc (AAPL) - weekly bar chart



Support and Resistance

- 182.10 *** weekly containment**
- 181.13 * minor
- 180.38 * intra-day containment
- 179.31 * minor

- 177.71 *** weekly containment UP**
- 177.39 * minor
- 176.60 * minor
- 175.68 * intra-day containment
- 174.25 * minor
- 173.60 * minor
- 172.27 * minor

- 170.80 * session containment DP**
- 170.08 * minor
- 169.45 * minor
- 168.85 * minor
- 167.78 * minor

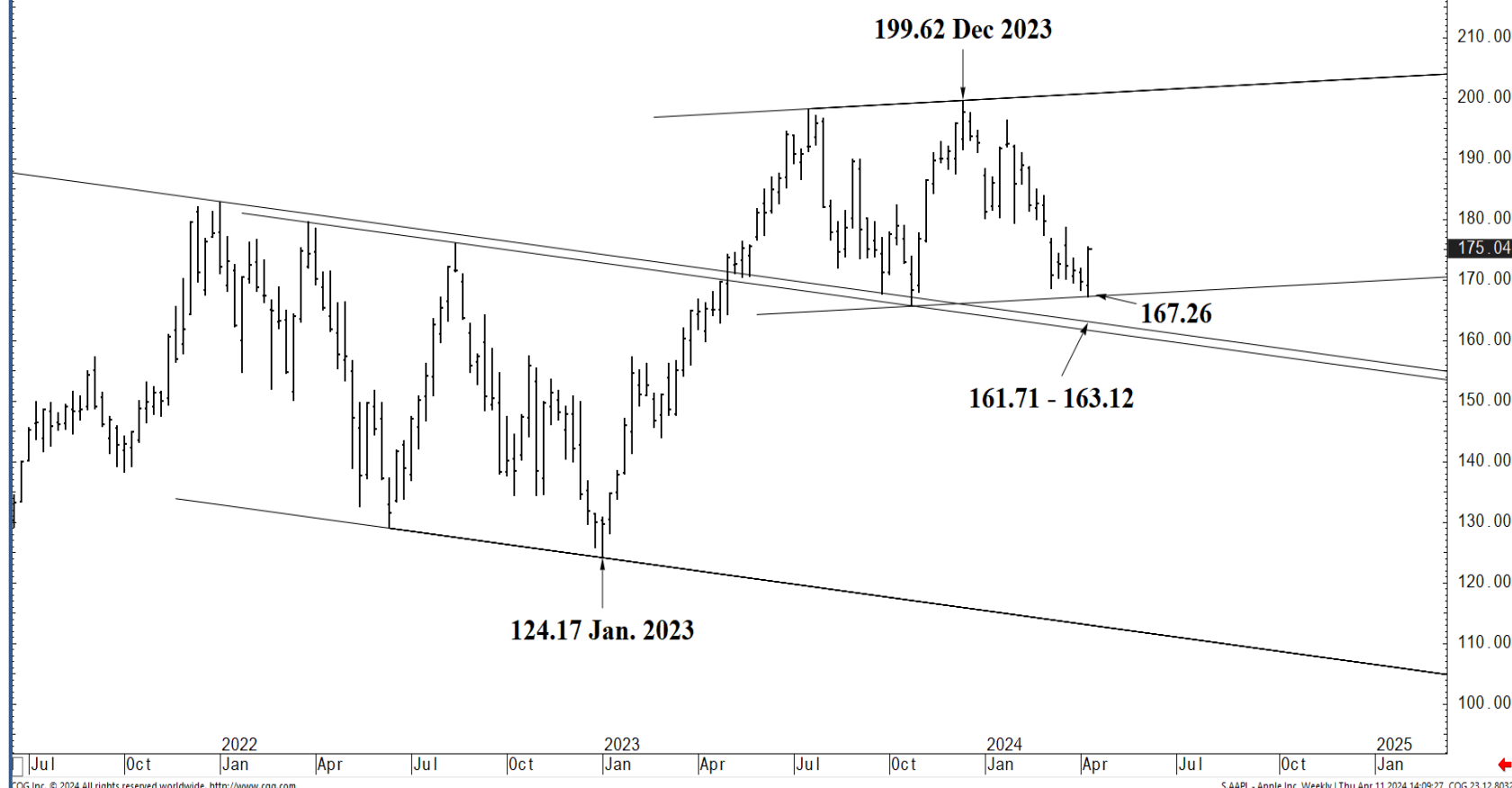
- 167.26 **** multi-wk contain UP**
- 165.58 * (1% below 167.26)**

- 163.12 *** weekly containment**
- 161.71 *** weekly containment**



O= 168.34
H= 175.46
L= 168.16
C= 175.04
Δ= +7.26

Apple Inc (AAPL) - weekly bar chart



Support and Resistance

- 182.10 *** weekly containment**
- 181.13 * minor
- 180.38 * intra-day containment
- 179.31 * minor

- 177.71 *** weekly containment UP**
- 177.39 * minor
- 176.60 * minor
- 175.68 * intra-day containment
- 174.25 * minor
- 173.60 * minor
- 172.27 * minor

- 170.80 * session containment DP**
- 170.08 * minor
- 169.45 * minor
- 168.85 * minor
- 167.78 * minor

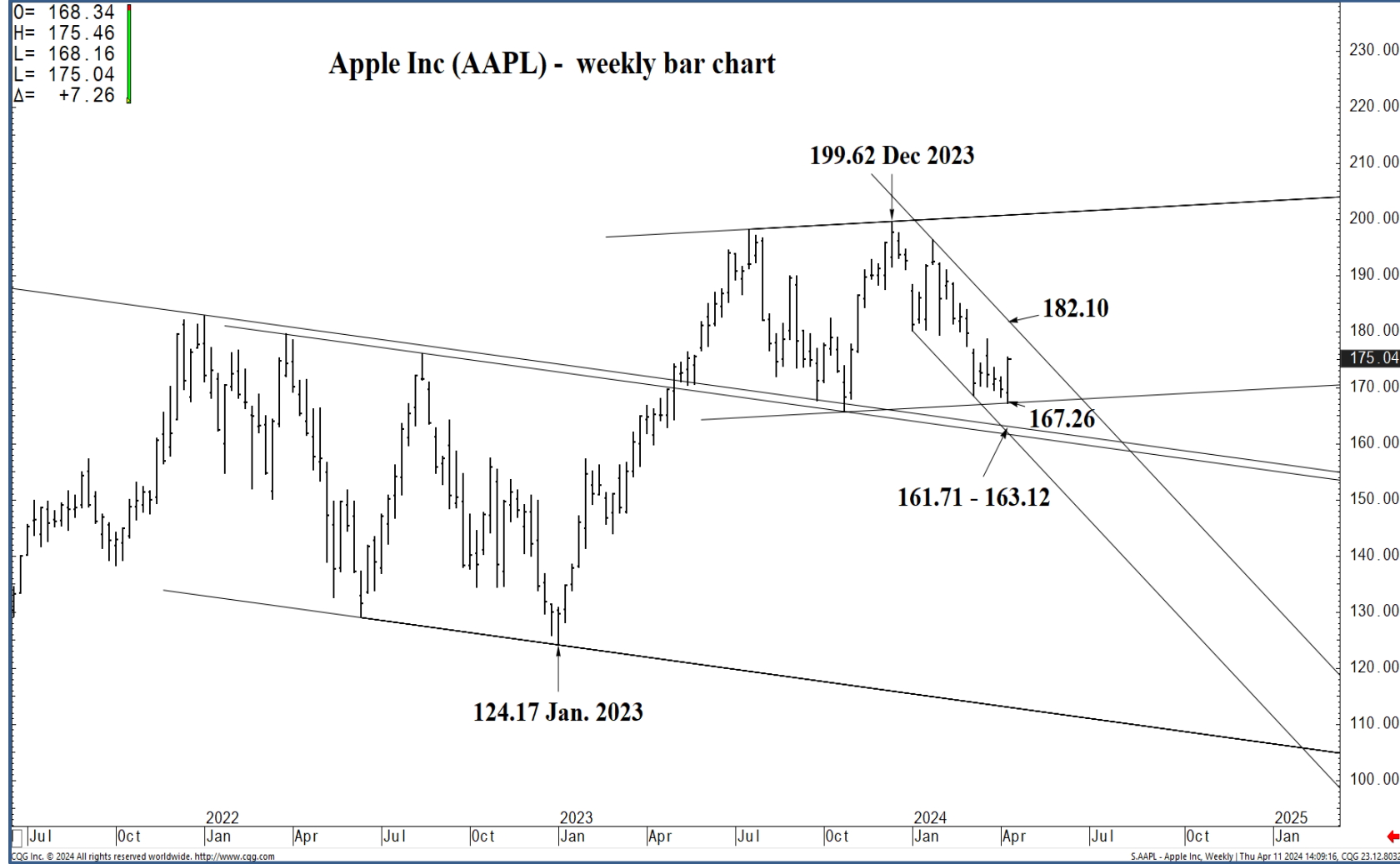
- 167.26 **** multi-wk contain UP**
- 165.58 * (1% below 167.26)**

- 163.12 *** weekly containment**
- 161.71 *** weekly containment**



O= 168.34
 H= 175.46
 L= 168.16
 L= 175.04
 Δ= +7.26

Apple Inc (AAPL) - weekly bar chart



Support and Resistance

- 182.10 *** weekly containment**
- 181.13 * minor
- 180.38 * intra-day containment
- 179.31 * minor
- 177.71 *** weekly containment UP**
- 177.39 * minor
- 176.60 * minor
- 175.68 * intra-day containment
- 174.25 * minor
- 173.60 * minor
- 172.27 * minor
- 170.80 * session containment DP**
- 170.08 * minor
- 169.45 * minor
- 168.85 * minor
- 167.78 * minor
- 167.26 **** multi-wk contain UP**
- 165.58 * (1% below 167.26)**
- 163.12 *** weekly containment**
- 161.71 *** weekly containment**

CGG Inc. © 2024 All rights reserved worldwide. <http://www.cgg.com>

S:AAPL - Apple Inc Weekly | Thu Apr 11 2024 14:09:16, CQG 23.12.8032





O= 168.34
 H= 175.46
 L= 168.16
 C= 175.04
 Δ= +7.26

Support and Resistance

- 182.10 *** weekly containment**
- 181.13 * minor
- 180.38 * intra-day containment
- 179.31 * minor

- 177.71 *** weekly containment UP**
- 177.39 * minor
- 176.60 * minor
- 175.68 * intra-day containment
- 174.25 * minor
- 173.60 * minor
- 172.27 * minor

- 170.80 * session containment DP**
- 170.08 * minor
- 169.45 * minor
- 168.85 * minor
- 167.78 * minor

- 167.26 **** multi-wk contain UP**
- 165.58 * (1% below 167.26)**

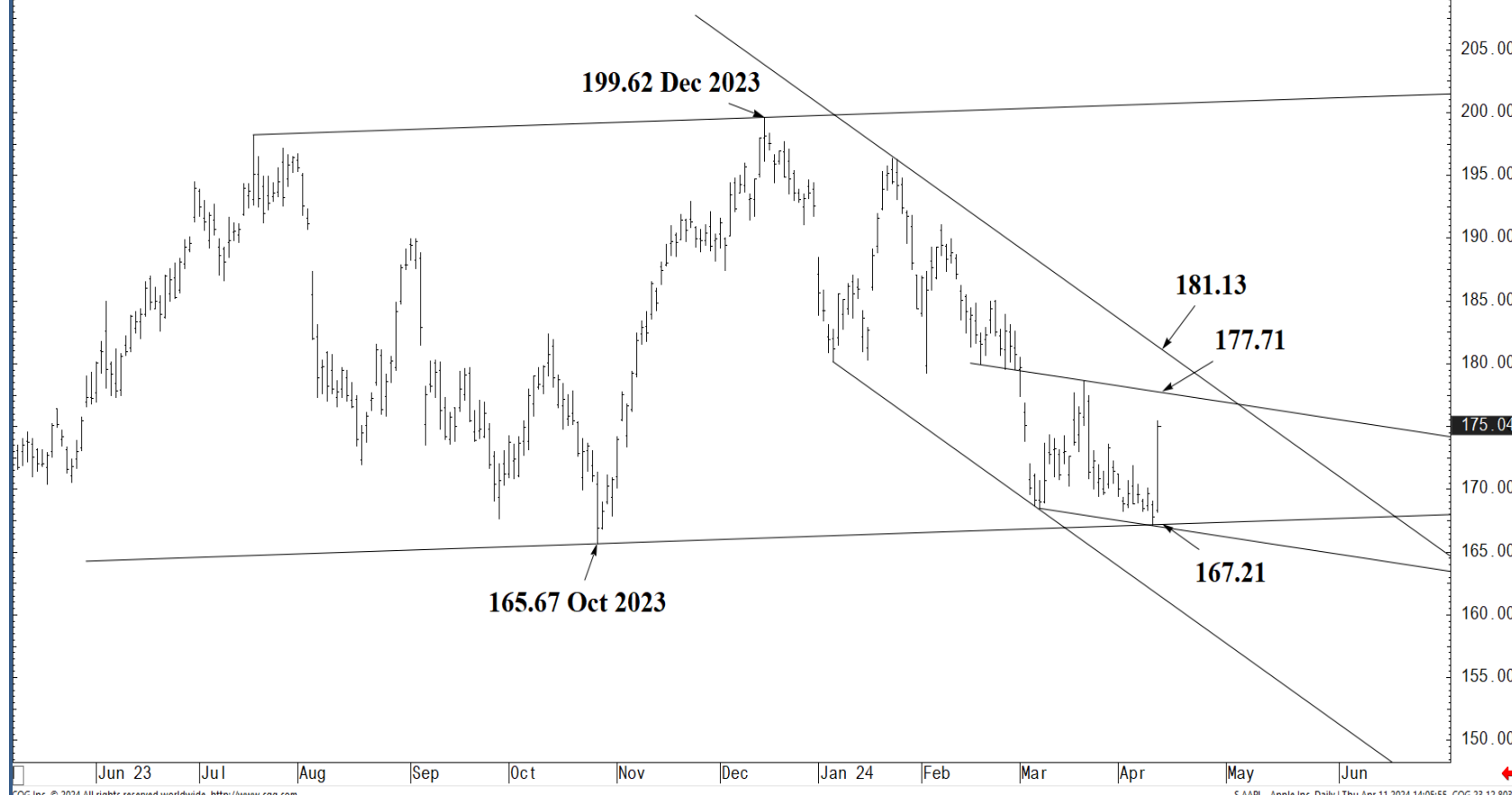
- 163.12 *** weekly containment**
- 161.71 *** weekly containment**

Dec 13 20 27 01 11 18 26 2024 02 08 16 22 29 01 05 12 20 26 01 11 18 25 01 08 15 22 29 01 06 13 20



O= 168.34
 H= 175.46
 L= 168.16
 C= 175.04
 Δ= +7.26

Apple (AAPL) daily chart



Support and Resistance

- 182.10 *** weekly containment**
- 181.13 * minor
- 180.38 * intra-day containment
- 179.31 * minor
- 177.71 *** weekly containment UP**
- 177.39 * minor
- 176.60 * minor
- 175.68 * intra-day containment
- 174.25 * minor
- 173.60 * minor
- 172.27 * minor
- 170.80 * session containment DP**
- 170.08 * minor
- 169.45 * minor
- 168.85 * minor
- 167.78 * minor
- 167.26 **** multi-wk contain UP**
- 165.58 * (1% below 167.26)**
- 163.12 *** weekly containment**
- 161.71 *** weekly containment**



O= 874.20
 H= 907.38
 L= 869.26
 C= 906.16
 Δ= +35.77

NVIDIA Corp. (NVDA) - daily chart



Support and Resistance

- 182.10 *** weekly containment**
- 181.13 * minor
- 180.38 * intra-day containment
- 179.31 * minor
- 177.71 *** weekly containment UP**
- 177.39 * minor
- 176.60 * minor
- 175.68 * intra-day containment
- 174.25 * minor
- 173.60 * minor
- 172.27 * minor
- 170.80 * session containment DP**
- 170.08 * minor
- 169.45 * minor
- 168.85 * minor
- 167.78 * minor
- 167.26 **** multi-wk contain UP**
- 165.58 * (1% below 167.26)**
- 163.12 *** weekly containment**
- 161.71 *** weekly containment**



O= 168.34
 H= 175.46
 L= 168.16
 C= 175.04
 Δ= +7.26

Apple Inc (AAPL) - weekly bar chart



Support and Resistance

182.10 *** weekly containment
181.13 * minor
180.38 * intra-day containment
179.31 * minor
177.71 *** weekly containment UP
177.39 * minor
176.60 * minor
175.68 * intra-day containment
174.25 * minor
173.60 * minor
172.27 * minor
170.80 * session containment DP
170.08 * minor
169.45 * minor
168.85 * minor
167.78 * minor
167.26 **** multi-wk contain UP
165.58 * (1% below 167.26)
163.12 *** weekly containment
161.71 *** weekly containment

