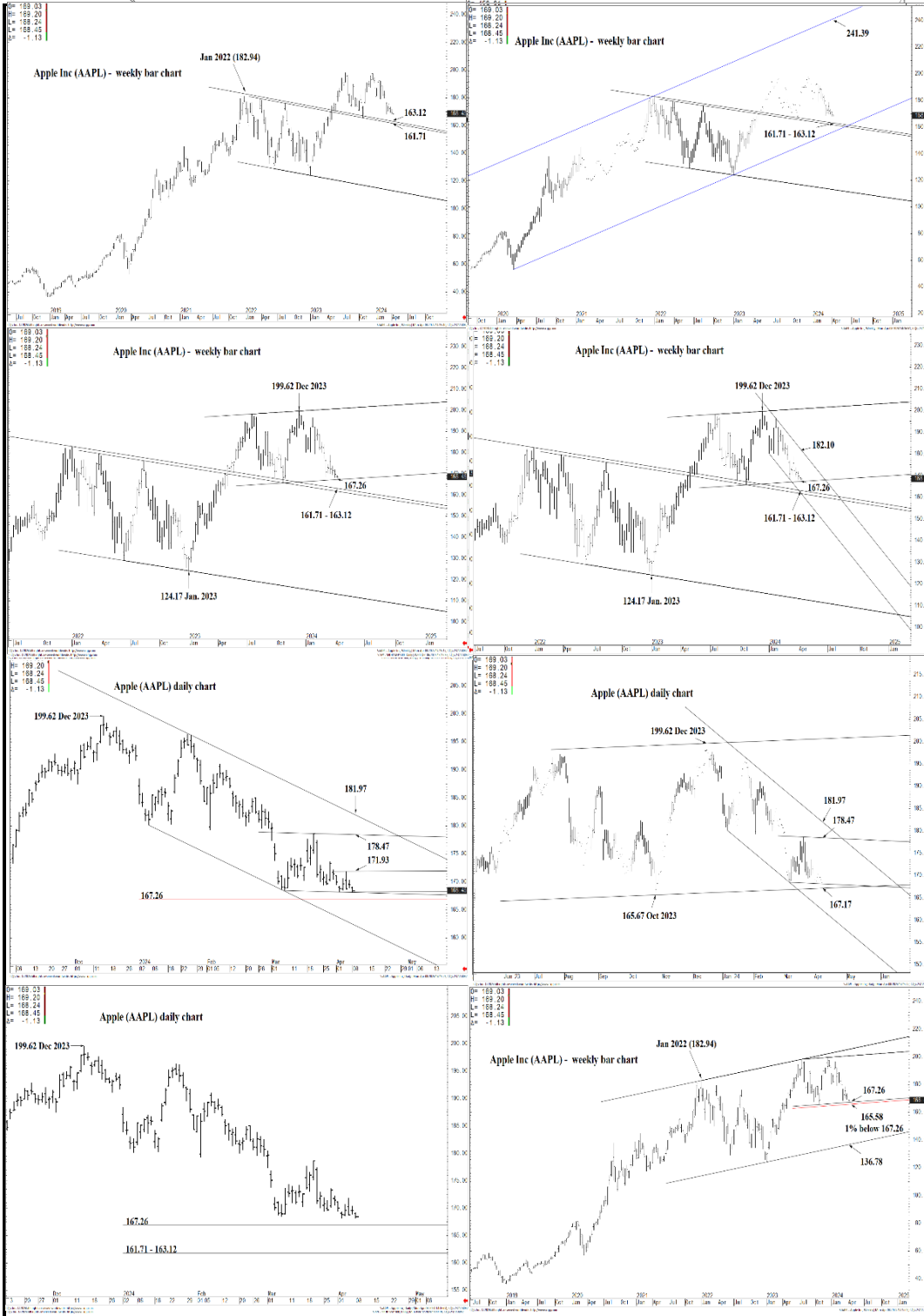




WICKED STOCKS

DIRECTIONAL CLARITY FOR THE ACTIVE INVESTOR

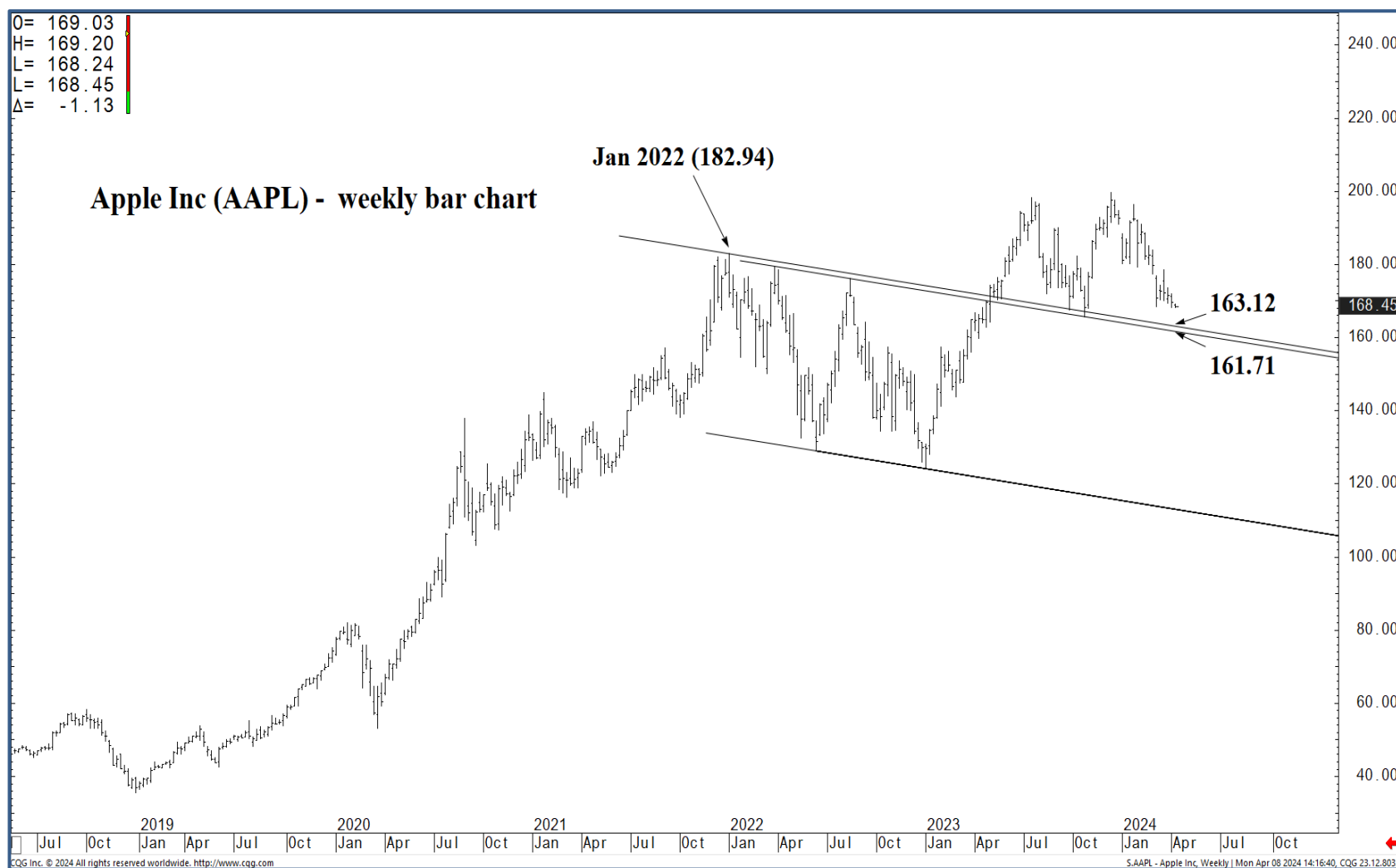


Support and Resistance

- 182.10 *** weekly containment**
- 181.51 * minor
- 180.38 * intra-day containment
- 179.31 * minor
- 178.47 *** weekly containment UP**
- 178.06 * minor
- 176.60 * minor
- 175.50 * intra-day containment
- 174.68 * minor
- 173.62 * minor
- 171.93 ** session containment DP**
- 170.03 * minor
- 169.45 * minor
- 168.84 * minor
- 168.15 * minor
- 167.26 **** multi-wk contain UP**
- 165.58 * (1% below 167.26)**
- 163.12 *** weekly containment**
- 161.71 *** weekly containment**

O= 169.03
 H= 169.20
 L= 168.24
 L= 168.45
 Δ= -1.13

Apple Inc (AAPL) - weekly bar chart



Support and Resistance

- 182.10 *** weekly containment**
- 181.51 * minor
- 180.38 * intra-day containment
- 179.31 * minor
- 178.47 *** weekly containment UP**
- 178.06 * minor
- 176.60 * minor
- 175.50 * intra-day containment
- 174.68 * minor
- 173.62 * minor
- 171.93 * session containment DP**
- 170.03 * minor
- 169.45 * minor
- 168.84 * minor
- 168.15 * minor
- 167.26 **** multi-wk contain UP**
- 165.58 * (1% below 167.26)**
- 163.12 *** weekly containment**
- 161.71 *** weekly containment**

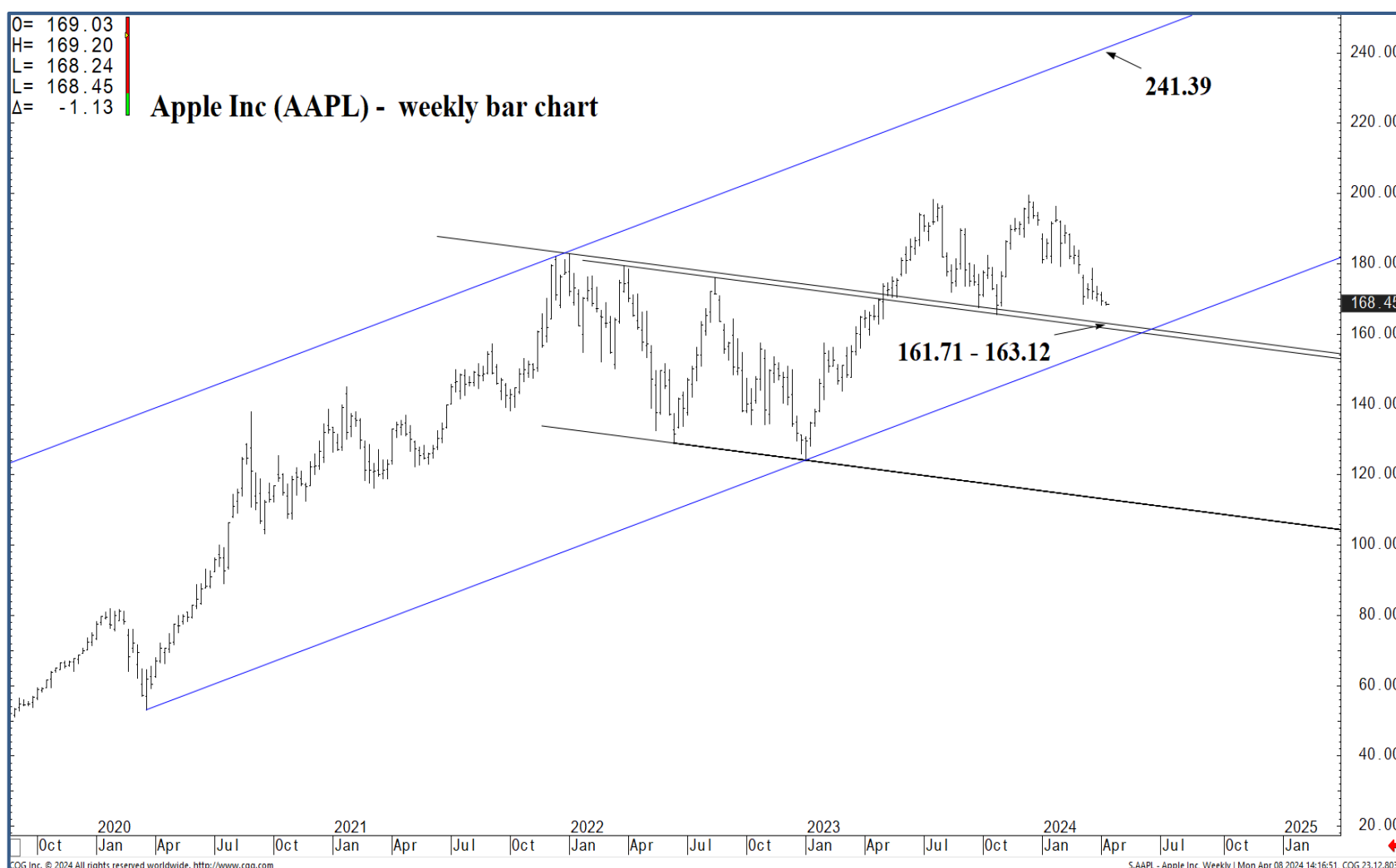
CGG Inc. © 2024 All rights reserved worldwide. <http://www.cgg.com>

S.AAPL - Apple Inc Weekly | Mon Apr 08 2024 14:16:40, CGG 23.12.8032



O= 169.03
H= 169.20
L= 168.24
C= 168.45
Δ= -1.13

Apple Inc (AAPL) - weekly bar chart



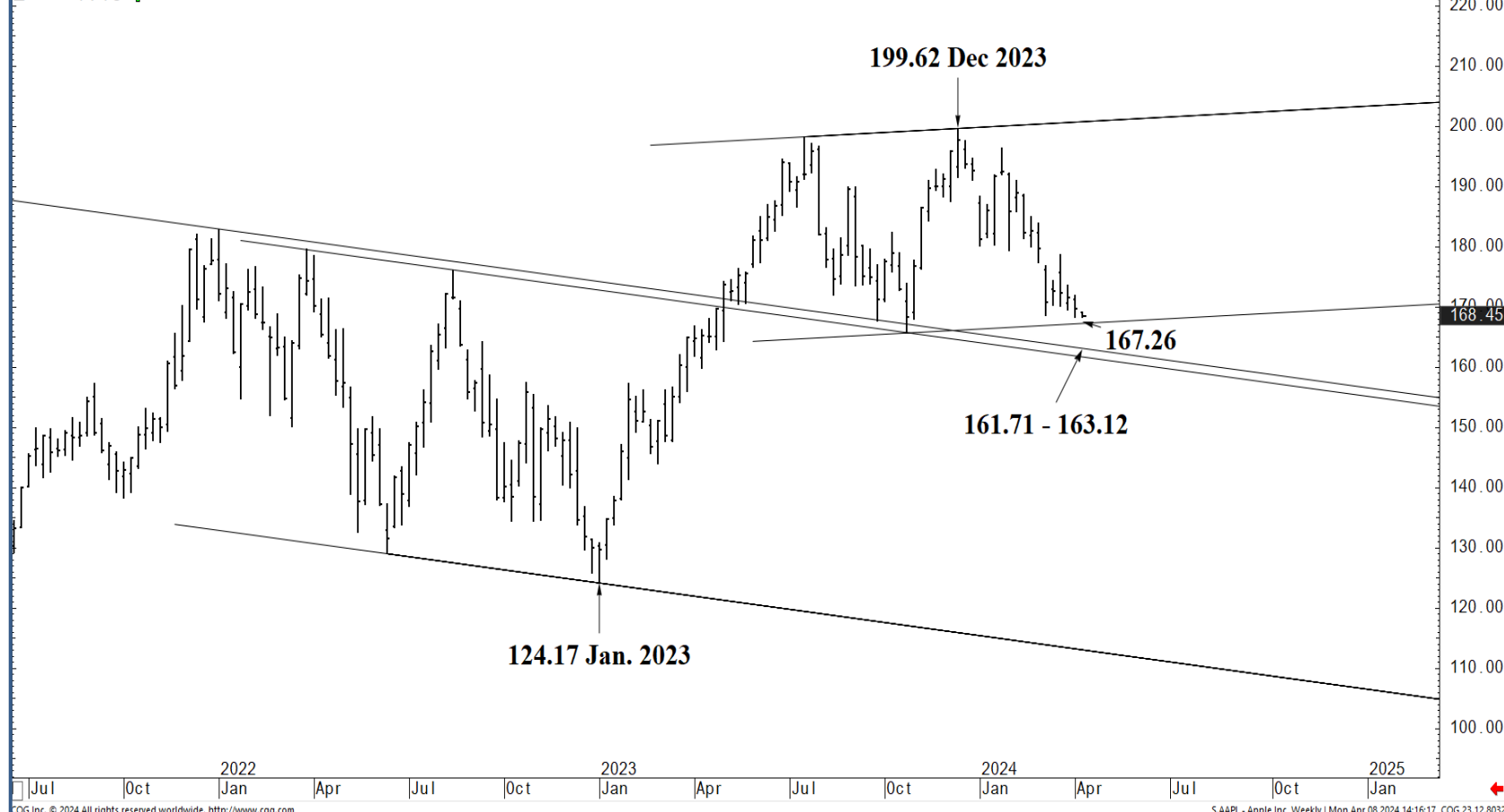
Support and Resistance

- 182.10 *** weekly containment**
- 181.51 * minor
- 180.38 * intra-day containment
- 179.31 * minor
- 178.47 *** weekly containment UP**
- 178.06 * minor
- 176.60 * minor
- 175.50 * intra-day containment
- 174.68 * minor
- 173.62 * minor
- 171.93 * session containment DP**
- 170.03 * minor
- 169.45 * minor
- 168.84 * minor
- 168.15 * minor
- 167.26 **** multi-wk contain UP**
- 165.58 * (1% below 167.26)**
- 163.12 *** weekly containment**
- 161.71 *** weekly containment**



O= 169.03
 H= 169.20
 L= 168.24
 C= 168.45
 Δ= -1.13

Apple Inc (AAPL) - weekly bar chart



Support and Resistance

- 182.10 *** weekly containment**
- 181.51 * minor
- 180.38 * intra-day containment
- 179.31 * minor

- 178.47 *** weekly containment UP**
- 178.06 * minor
- 176.60 * minor
- 175.50 * intra-day containment
- 174.68 * minor
- 173.62 * minor

- 171.93 * session containment DP**
- 170.03 * minor
- 169.45 * minor
- 168.84 * minor
- 168.15 * minor

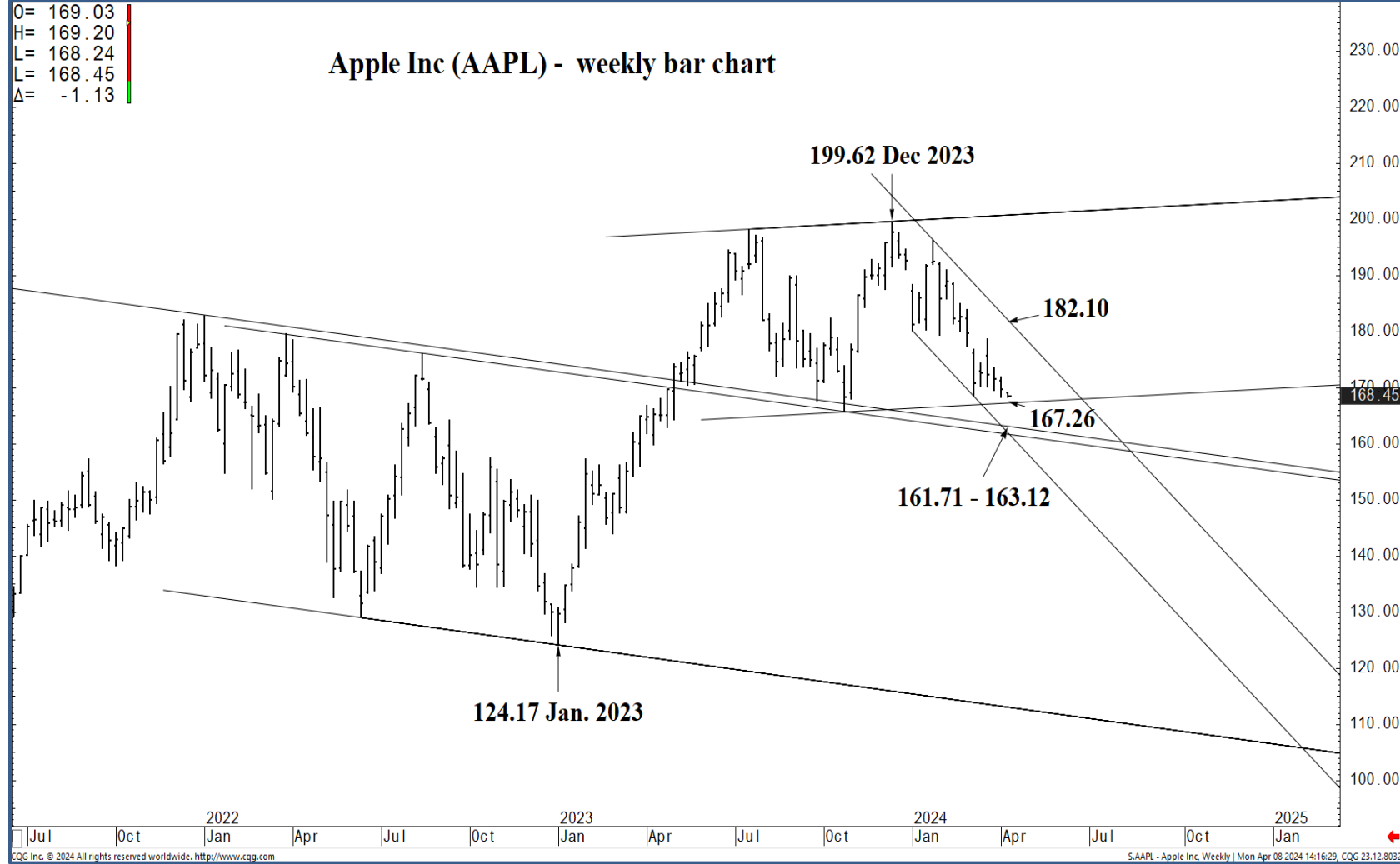
- 167.26 **** multi-wk contain UP**
- 165.58 * (1% below 167.26)**

- 163.12 *** weekly containment**
- 161.71 *** weekly containment**



O= 169.03
 H= 169.20
 L= 168.24
 L= 168.45
 Δ= -1.13

Apple Inc (AAPL) - weekly bar chart



Support and Resistance

- 182.10 *** weekly containment**
- 181.51 * minor
- 180.38 * intra-day containment
- 179.31 * minor
- 178.47 *** weekly containment UP**
- 178.06 * minor
- 176.60 * minor
- 175.50 * intra-day containment
- 174.68 * minor
- 173.62 * minor
- 171.93 * session containment DP**
- 170.03 * minor
- 169.45 * minor
- 168.84 * minor
- 168.15 * minor
- 167.26 **** multi-wk contain UP**
- 165.58 * (1% below 167.26)**
- 163.12 *** weekly containment**
- 161.71 *** weekly containment**



O= 169.03
 H= 169.20
 L= 168.24
 C= 168.45
 Δ= -1.13

Apple (AAPL) daily chart

199.62 Dec 2023



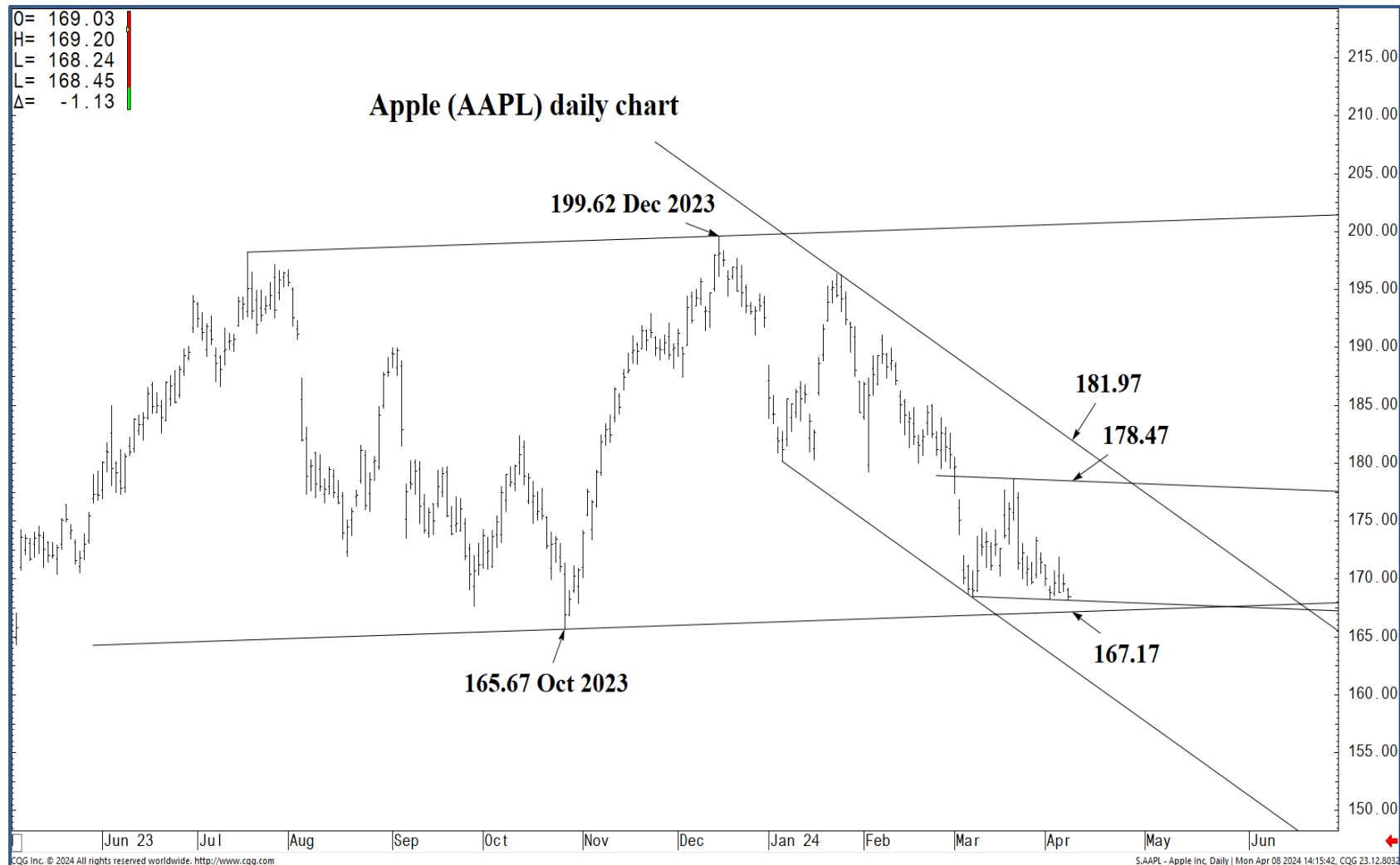
Support and Resistance

- 182.10** *** weekly containment
- 181.51 * minor
- 180.38 * intra-day containment
- 179.31 * minor
- 178.47** *** weekly containment UP
- 178.06 * minor
- 176.60 * minor
- 175.50 * intra-day containment
- 174.68 * minor
- 173.62 * minor
- 171.93** * session containment DP
- 170.03 * minor
- 169.45 * minor
- 168.84 * minor
- 168.15 * minor
- 167.26** **** multi-wk contain UP
- 165.58** * (1% below 167.26)
- 163.12** *** weekly containment
- 161.71** *** weekly containment

Dec 06 13 20 27 01 11 18 26 2024 02 08 16 22 29 01 05 12 20 26 01 11 18 25 01 08 15 22 29 01 06 13

CGG Inc. © 2024 All rights reserved worldwide. <http://www.cgg.com> S:AAPL - Apple Inc, Daily | Mon Apr 08 2024 14:15:25, CQG 23.12.8033





Support and Resistance

- 182.10 *** weekly containment**
- 181.51 * minor
- 180.38 * intra-day containment
- 179.31 * minor
- 178.47 *** weekly containment UP**
- 178.06 * minor
- 176.60 * minor
- 175.50 * intra-day containment
- 174.68 * minor
- 173.62 * minor
- 171.93 * session containment DP**
- 170.03 * minor
- 169.45 * minor
- 168.84 * minor
- 168.15 * minor
- 167.26 **** multi-wk contain UP**
- 165.58 * (1% below 167.26)**
- 163.12 *** weekly containment**
- 161.71 *** weekly containment**



O= 169.03
 H= 169.20
 L= 168.24
 L= 168.45
 Δ= -1.13

Apple (AAPL) daily chart

199.62 Dec 2023



167.26

161.71 - 163.12

Support and Resistance

- 205.00 **182.10 *** weekly containment**
- 200.00 181.51 * minor
- 195.00 180.38 * intra-day containment
- 190.00 179.31 * minor
- 185.00 **178.47 *** weekly containment UP**
- 180.00 178.06 * minor
- 175.00 176.60 * minor
- 170.00 175.50 * intra-day containment
- 165.00 174.68 * minor
- 160.00 173.62 * minor
- 155.00 **171.93 * session containment DP**
- 150.00 170.03 * minor
- 145.00 169.45 * minor
- 140.00 168.84 * minor
- 135.00 168.15 * minor
- 130.00 **167.26 **** multi-wk contain UP**
- 125.00 **165.58 * (1% below 167.26)**
- 120.00 **163.12 *** weekly containment**
- 115.00 **161.71 *** weekly containment**



O= 169.03
 H= 169.20
 L= 168.24
 L= 168.45
 Δ= -1.13

Apple Inc (AAPL) - weekly bar chart



Support and Resistance

- 182.10 *** weekly containment**
- 181.51 * minor
- 180.38 * intra-day containment
- 179.31 * minor
- 178.47 *** weekly containment UP**
- 178.06 * minor
- 176.60 * minor
- 175.50 * intra-day containment
- 174.68 * minor
- 173.62 * minor
- 171.93 * session containment DP**
- 170.03 * minor
- 169.45 * minor
- 168.84 * minor
- 168.15 * minor
- 167.26 **** multi-wk contain UP**
- 165.58 * (1% below 167.26)**
- 163.12 *** weekly containment**
- 161.71 *** weekly containment**

