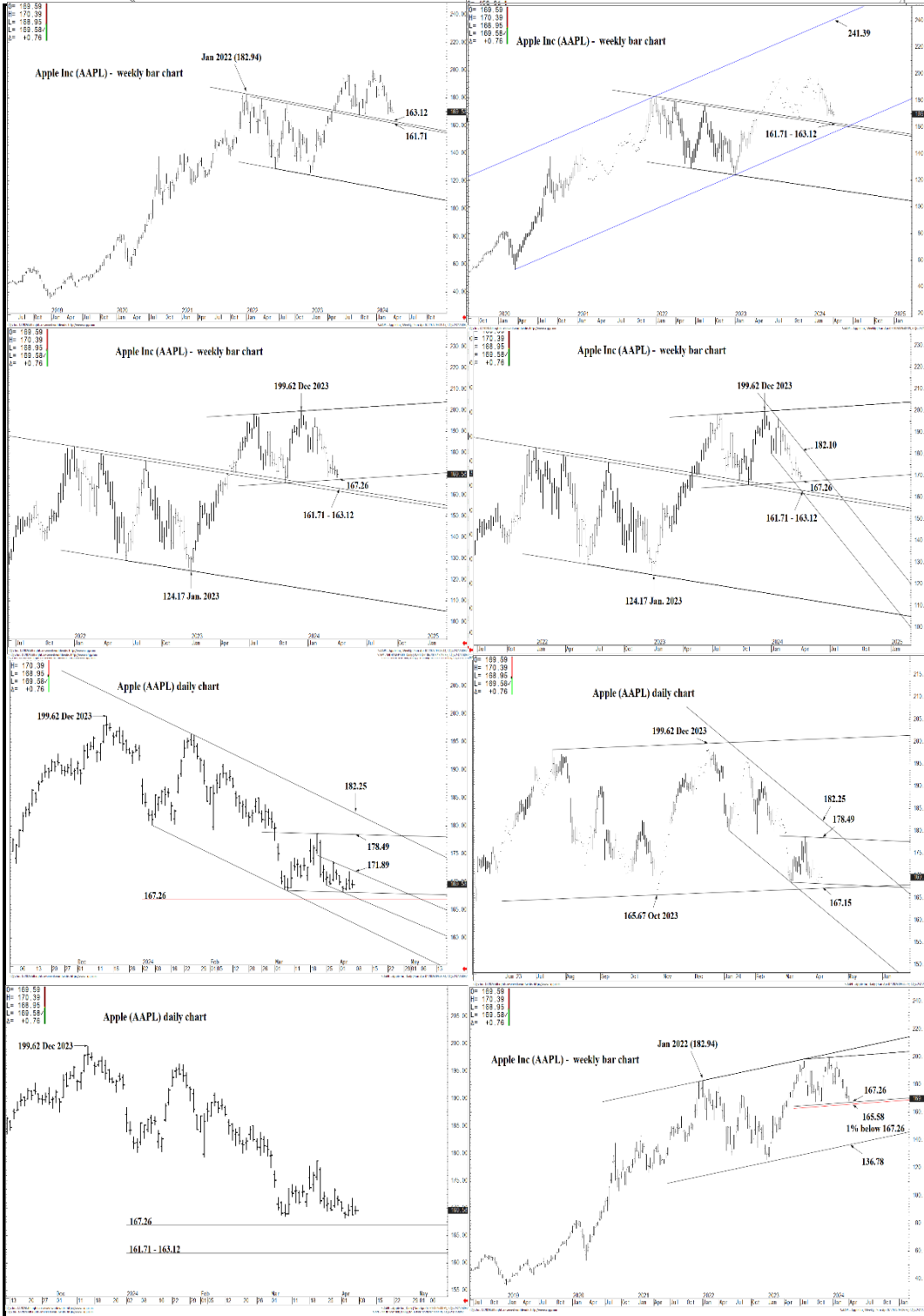




WICKED STOCKS

DIRECTIONAL CLARITY FOR THE ACTIVE INVESTOR



Support and Resistance

- 182.10 *** weekly containment**
- 181.51 * minor
- 180.38 * intra-day containment
- 179.31 * minor
- 178.49 *** weekly containment UP**
- 178.06 * minor
- 176.60 * minor
- 175.74 * intra-day containment
- 174.68 * minor
- 173.60 * minor
- 171.89 * session containment DP**
- 170.03 * minor
- 169.45 * minor
- 168.84 * minor
- 168.23 * minor
- 167.26 **** multi-wk contain UP**
- 165.58 * (1% below 167.26)**
- 163.12 *** weekly containment**
- 161.71 *** weekly containment**

O= 169.59
H= 170.39
L= 168.95
L= 169.58✓
Δ= +0.76

Apple Inc (AAPL) - weekly bar chart



Support and Resistance

- 182.10 *** weekly containment**
- 181.51 * minor
- 180.38 * intra-day containment
- 179.31 * minor
- 178.49 *** weekly containment UP**
- 178.06 * minor
- 176.60 * minor
- 175.74 * intra-day containment
- 174.68 * minor
- 173.60 * minor
- 171.89 * session containment DP**
- 170.03 * minor
- 169.45 * minor
- 168.84 * minor
- 168.23 * minor
- 167.26 **** multi-wk contain UP**
- 165.58 * (1% below 167.26)**
- 163.12 *** weekly containment**
- 161.71 *** weekly containment**

2019 Jul Oct Jan Apr Jul Oct 2020 Jan Apr Jul Oct 2021 Jan Apr Jul Oct 2022 Jan Apr Jul Oct 2023 Jan Apr Jul Oct 2024 Jan Apr Jul Oct

CGG Inc. © 2024 All rights reserved worldwide. <http://www.cgg.com> S:AAPL - Apple Inc, Weekly | Sun Apr 07 2024 09:41:47, CGG 23.12.8032



O= 169.59
 H= 170.39
 L= 168.95
 L= 169.58 ✓
 Δ= +0.76

Apple Inc (AAPL) - weekly bar chart



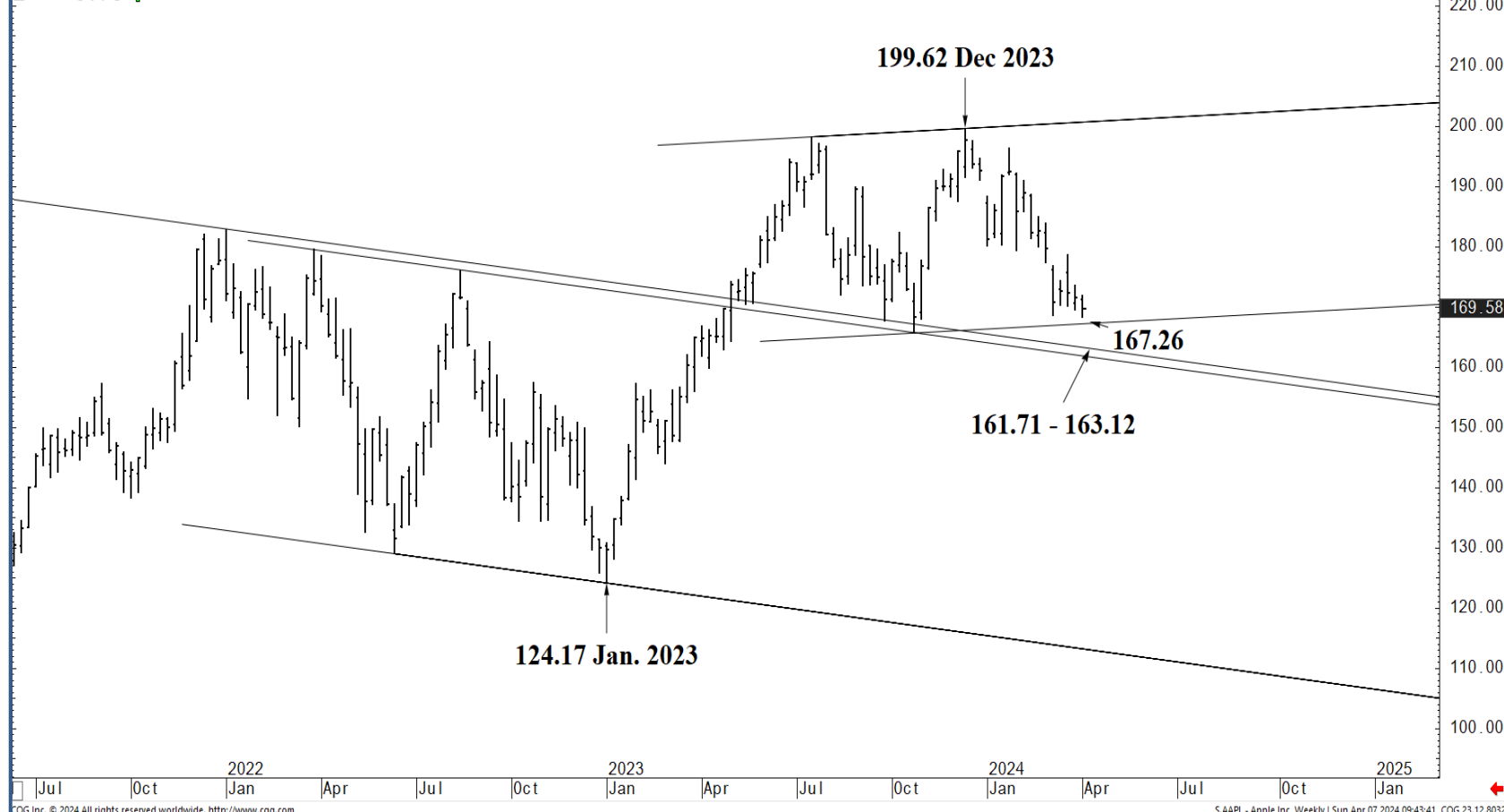
Support and Resistance

- 182.10 *** weekly containment**
- 181.51 * minor
- 180.38 * intra-day containment
- 179.31 * minor
- 178.49 *** weekly containment UP**
- 178.06 * minor
- 176.60 * minor
- 175.74 * intra-day containment
- 174.68 * minor
- 173.60 * minor
- 171.89 * session containment DP**
- 170.03 * minor
- 169.45 * minor
- 168.84 * minor
- 168.23 * minor
- 167.26 **** multi-wk contain UP**
- 165.58 * (1% below 167.26)**
- 163.12 *** weekly containment**
- 161.71 *** weekly containment**



O= 169.59
 H= 170.39
 L= 168.95
 C= 169.58
 Δ= +0.76

Apple Inc (AAPL) - weekly bar chart



Support and Resistance

- 182.10 *** weekly containment**
- 181.51 * minor
- 180.38 * intra-day containment
- 179.31 * minor

- 178.49 *** weekly containment UP**
- 178.06 * minor
- 176.60 * minor
- 175.74 * intra-day containment
- 174.68 * minor
- 173.60 * minor

- 171.89 * session containment DP**
- 170.03 * minor
- 169.45 * minor
- 168.84 * minor
- 168.23 * minor

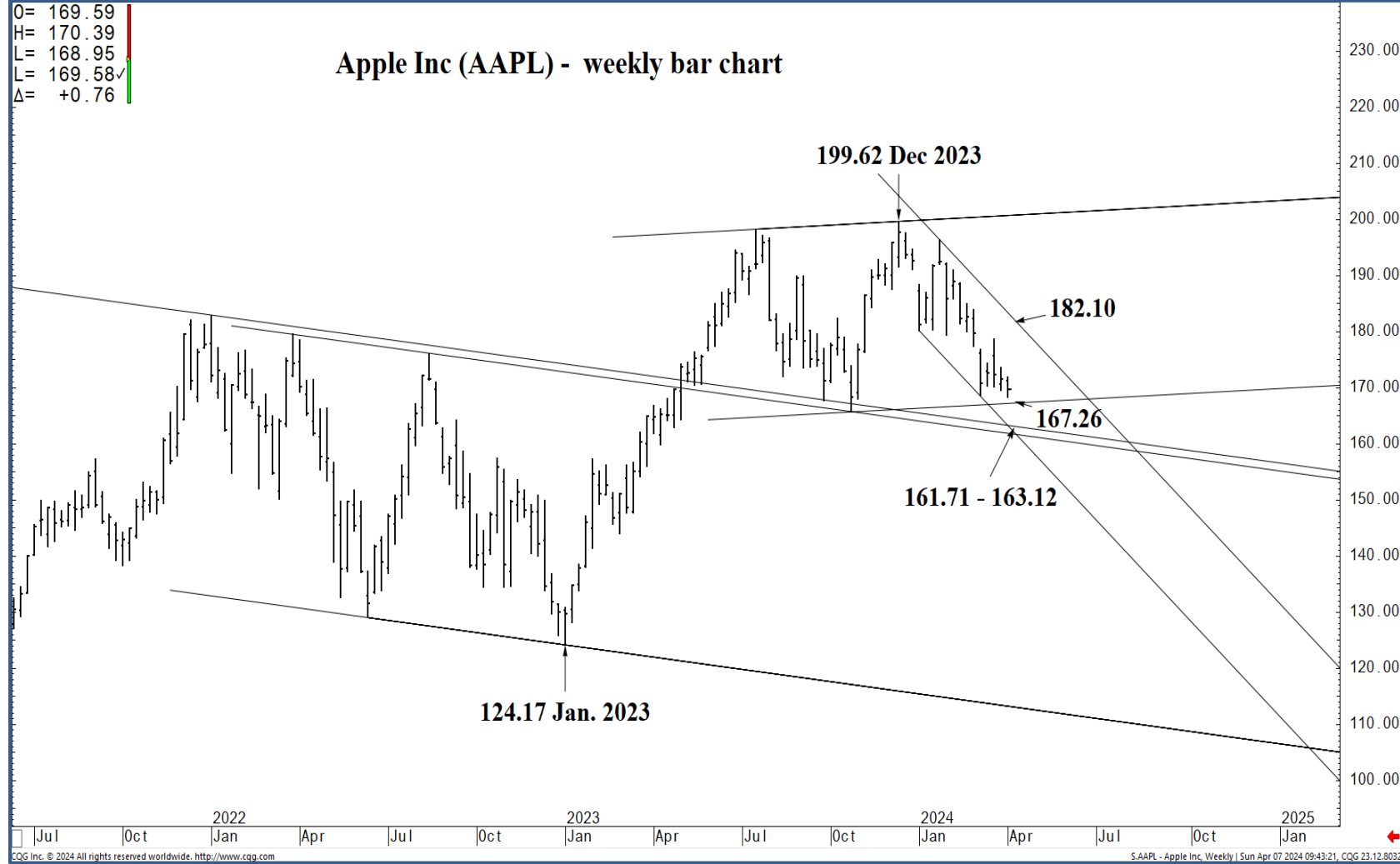
- 167.26 **** multi-wk contain UP**
- 165.58 * (1% below 167.26)**

- 163.12 *** weekly containment**
- 161.71 *** weekly containment**



O= 169.59
 H= 170.39
 L= 168.95
 L= 169.58
 Δ= +0.76

Apple Inc (AAPL) - weekly bar chart



Support and Resistance

- 182.10 *** weekly containment**
- 181.51 * minor
- 180.38 * intra-day containment
- 179.31 * minor
- 178.49 *** weekly containment UP**
- 178.06 * minor
- 176.60 * minor
- 175.74 * intra-day containment
- 174.68 * minor
- 173.60 * minor
- 171.89 * session containment DP**
- 170.03 * minor
- 169.45 * minor
- 168.84 * minor
- 168.23 * minor
- 167.26 **** multi-wk contain UP**
- 165.58 * (1% below 167.26)**
- 163.12 *** weekly containment**
- 161.71 *** weekly containment**

CGG Inc. © 2024 All rights reserved worldwide. <http://www.cgg.com>

S:AAPL - Apple Inc. Weekly | Sun Apr 07 2024 09:43:21, CQG 23.12.8032



O= 169.59
 H= 170.39
 L= 168.95
 L= 169.58
 Δ= +0.76

Apple (AAPL) daily chart

199.62 Dec 2023



Support and Resistance

- 182.10 *** weekly containment**
- 181.51 * minor
- 180.38 * intra-day containment
- 179.31 * minor

- 178.49 *** weekly containment UP**
- 178.06 * minor
- 176.60 * minor
- 175.74 * intra-day containment
- 174.68 * minor
- 173.60 * minor

- 171.89 * session containment DP**
- 170.03 * minor
- 169.45 * minor
- 168.84 * minor
- 168.23 * minor

- 167.26 **** multi-wk contain UP**
- 165.58 * (1% below 167.26)**

- 163.12 *** weekly containment**
- 161.71 *** weekly containment**

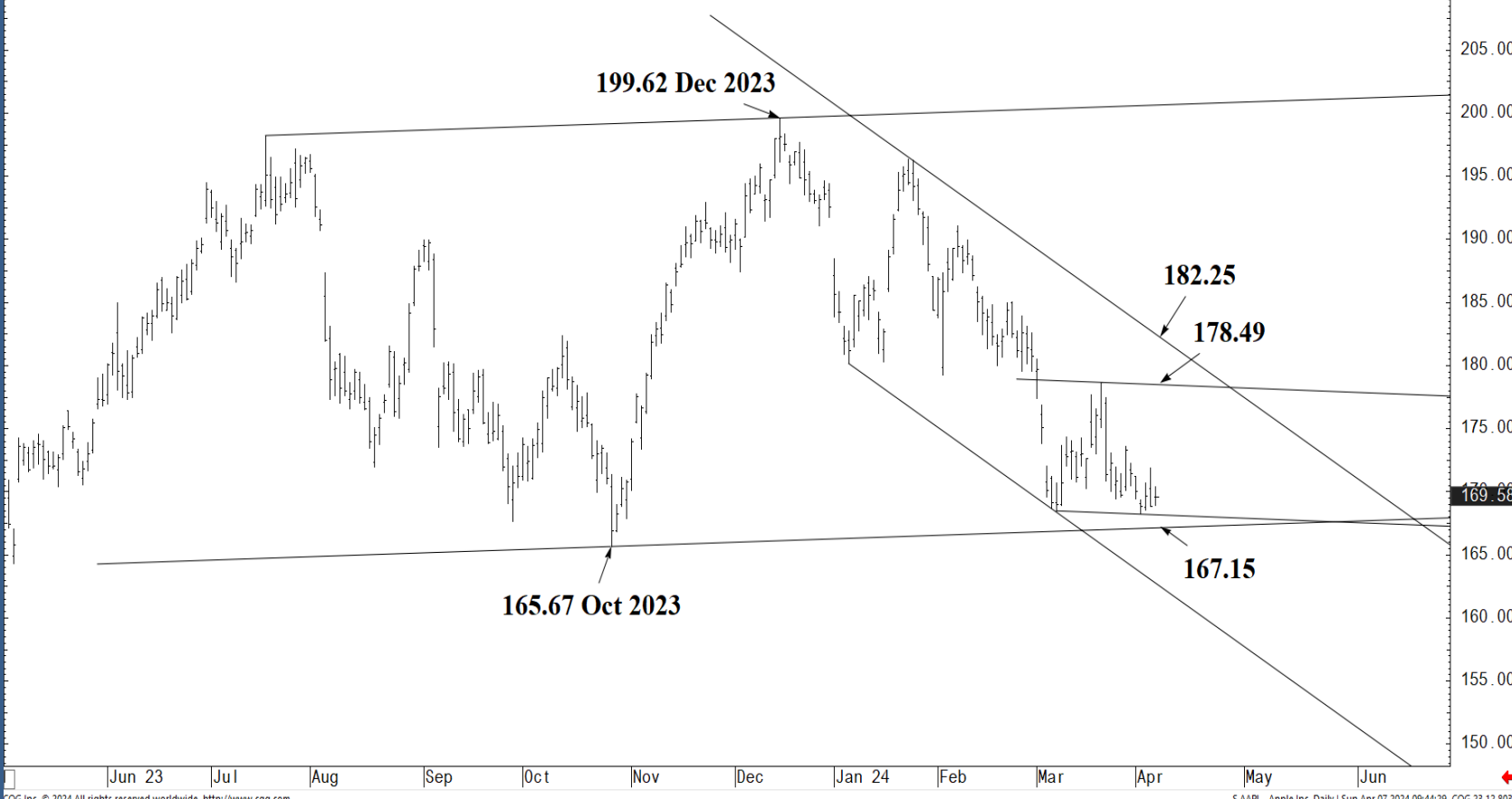
Dec 06 13 20 27 01 11 18 26 2024 02 08 16 22 29 01 05 12 20 26 01 11 18 25 01 08 15 22 29 01 06 13

CGG Inc. © 2024 All rights reserved worldwide. <http://www.cgg.com> S:AAPL - Apple Inc, Daily | Sun Apr 07 2024 09:45:56, CQG 23.12.8032



O= 169.59
 H= 170.39
 L= 168.95
 C= 169.58
 Δ= +0.76

Apple (AAPL) daily chart



Support and Resistance

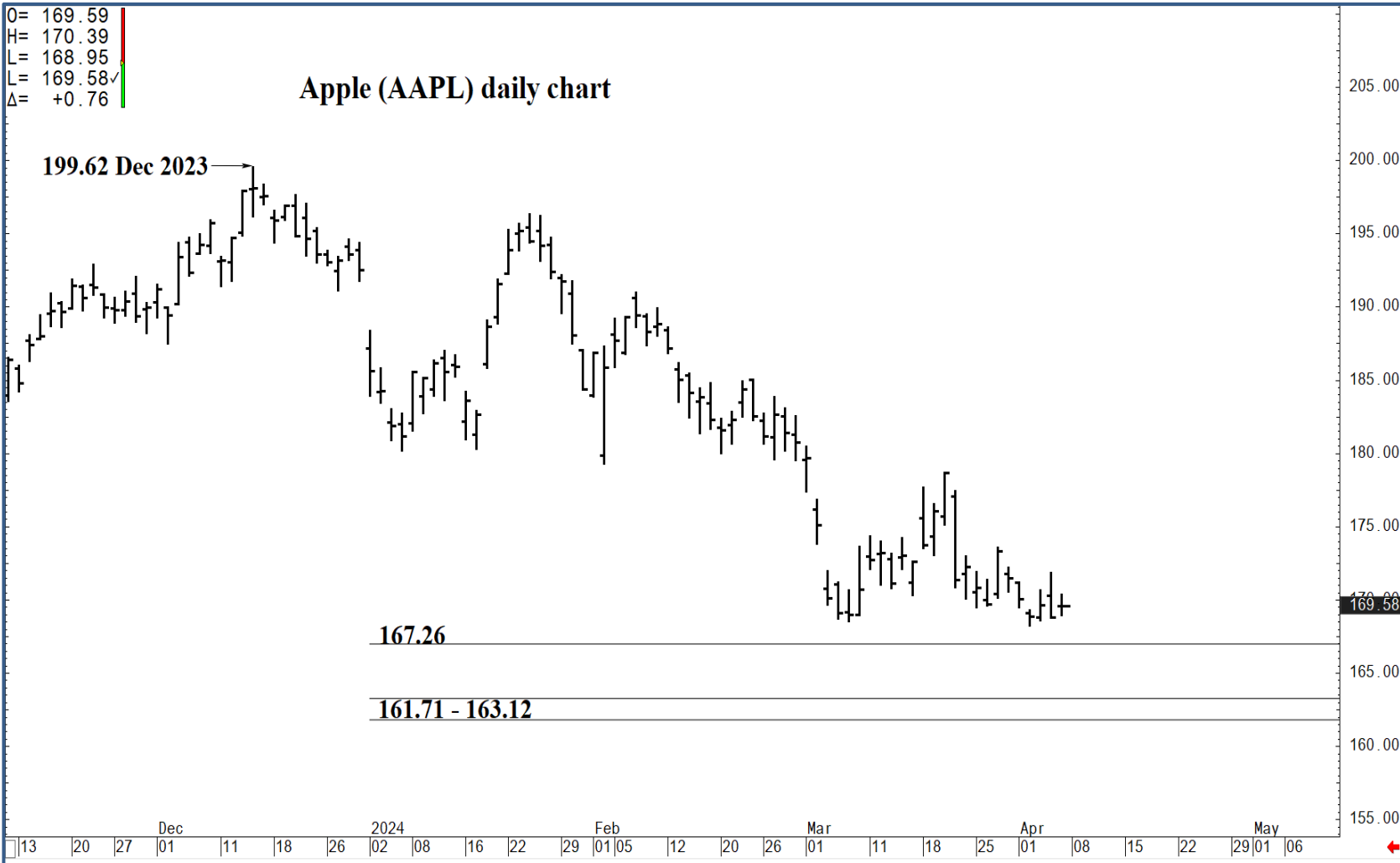
- 182.10 *** weekly containment**
- 181.51 * minor
- 180.38 * intra-day containment
- 179.31 * minor
- 178.49 *** weekly containment UP**
- 178.06 * minor
- 176.60 * minor
- 175.74 * intra-day containment
- 174.68 * minor
- 173.60 * minor
- 171.89 * session containment DP**
- 170.03 * minor
- 169.45 * minor
- 168.84 * minor
- 168.23 * minor
- 167.26 **** multi-wk contain UP**
- 165.58 * (1% below 167.26)**
- 163.12 *** weekly containment**
- 161.71 *** weekly containment**



O= 169.59
 H= 170.39
 L= 168.95
 L= 169.58
 Δ= +0.76

Apple (AAPL) daily chart

199.62 Dec 2023



167.26

161.71 - 163.12

Support and Resistance

- 182.10 *** weekly containment**
- 181.51 * minor
- 180.38 * intra-day containment
- 179.31 * minor
- 178.49 *** weekly containment UP**
- 178.06 * minor
- 176.60 * minor
- 175.74 * intra-day containment
- 174.68 * minor
- 173.60 * minor
- 171.89 * session containment DP**
- 170.03 * minor
- 169.45 * minor
- 168.84 * minor
- 168.23 * minor
- 167.26 **** multi-wk contain UP**
- 165.58 * (1% below 167.26)**
- 163.12 *** weekly containment**
- 161.71 *** weekly containment**



O= 169.59
 H= 170.39
 L= 168.95
 L= 169.58✓
 Δ= +0.76

Apple Inc (AAPL) - weekly bar chart



Support and Resistance

- 182.10 *** weekly containment**
- 181.51 * minor
- 180.38 * intra-day containment
- 179.31 * minor
- 178.49 *** weekly containment UP**
- 178.06 * minor
- 176.60 * minor
- 175.74 * intra-day containment
- 174.68 * minor
- 173.60 * minor
- 171.89 * session containment DP**
- 170.03 * minor
- 169.45 * minor
- 168.84 * minor
- 168.23 * minor
- 167.26 **** multi-wk contain UP**
- 165.58 * (1% below 167.26)**
- 163.12 *** weekly containment**
- 161.71 *** weekly containment**

