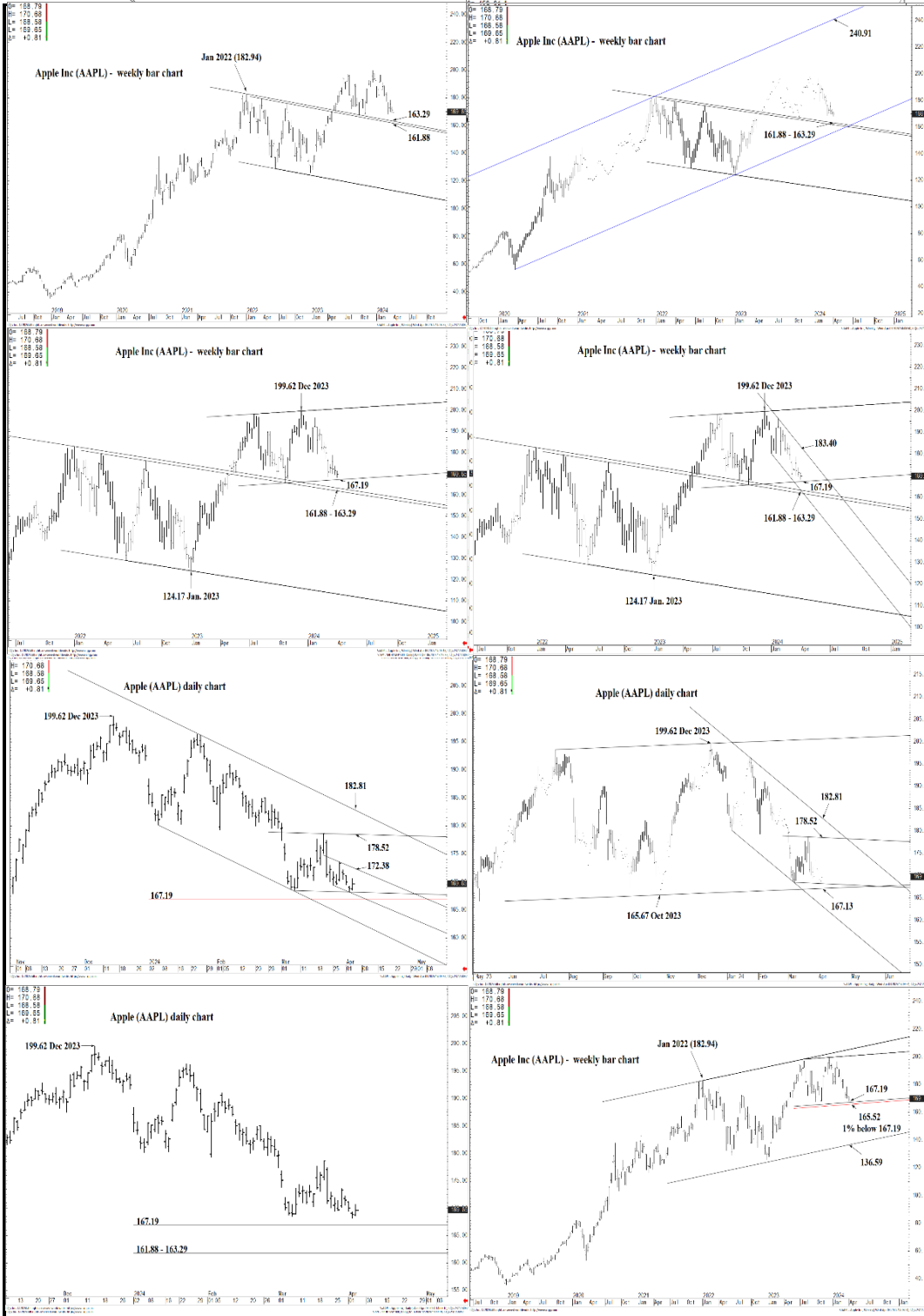




# WICKED STOCKS

DIRECTIONAL CLARITY FOR THE ACTIVE INVESTOR



## Support and Resistance

- 180.38 \* intra-day containment
- 179.31 \* minor
- 178.52 \*\*\* weekly containment UP**
- 178.06 \* minor
- 176.47 \* intra-day containment
- 174.68 \* minor
- 173.45 \* minor
- 172.38 \* session containment DP**
- 171.57 \* minor
- 170.03 \* minor
- 169.45 \* minor
- 168.84 \* minor
- 168.23 \* minor
- 167.19 \*\*\*\* multi-wk contain UP**
- 165.52 \* (1% below 167.19)**
- 163.29 \*\*\* weekly containment**
- 161.88 \*\*\* weekly containment**

O= 168.79  
 H= 170.68  
 L= 168.58  
 C= 169.65  
 Δ= +0.81

### Apple Inc (AAPL) - weekly bar chart



#### Support and Resistance

180.38 *	intra-day containment
179.31 *	minor
<b>178.52 ***</b>	<b>weekly containment UP</b>
178.06 *	minor
176.47 *	intra-day containment
174.68 *	minor
173.45 *	minor
<b>172.38 *</b>	<b>session containment DP</b>
171.57 *	minor
170.03 *	minor
169.45 *	minor
168.84 *	minor
168.23 *	minor
<b>167.19 ****</b>	<b>multi-wk contain UP</b>
<b>165.52 * (1% below 167.19)</b>	
<b>163.29 ***</b>	<b>weekly containment</b>
<b>161.88 ***</b>	<b>weekly containment</b>



O= 168.79  
 H= 170.68  
 L= 168.58  
 C= 169.65  
 Δ= +0.81

Apple Inc (AAPL) - weekly bar chart



**Support and Resistance**

- 180.38 \* intra-day containment
- 179.31 \* minor
- 178.52 \*\*\* weekly containment UP**
- 178.06 \* minor
- 176.47 \* intra-day containment
- 174.68 \* minor
- 173.45 \* minor
- 172.38 \* session containment DP**
- 171.57 \* minor
- 170.03 \* minor
- 169.45 \* minor
- 168.84 \* minor
- 168.23 \* minor
- 167.19 \*\*\*\* multi-wk contain UP**
- 165.52 \* (1% below 167.19)**
- 163.29 \*\*\* weekly containment**
- 161.88 \*\*\* weekly containment**

2020 2021 2022 2023 2024 2025  
 Oct Jan Apr Jul Oct Jan Apr Jul Oct Jan Apr Jul Oct Jan Apr Jul Oct Jan Apr Jul Oct Jan

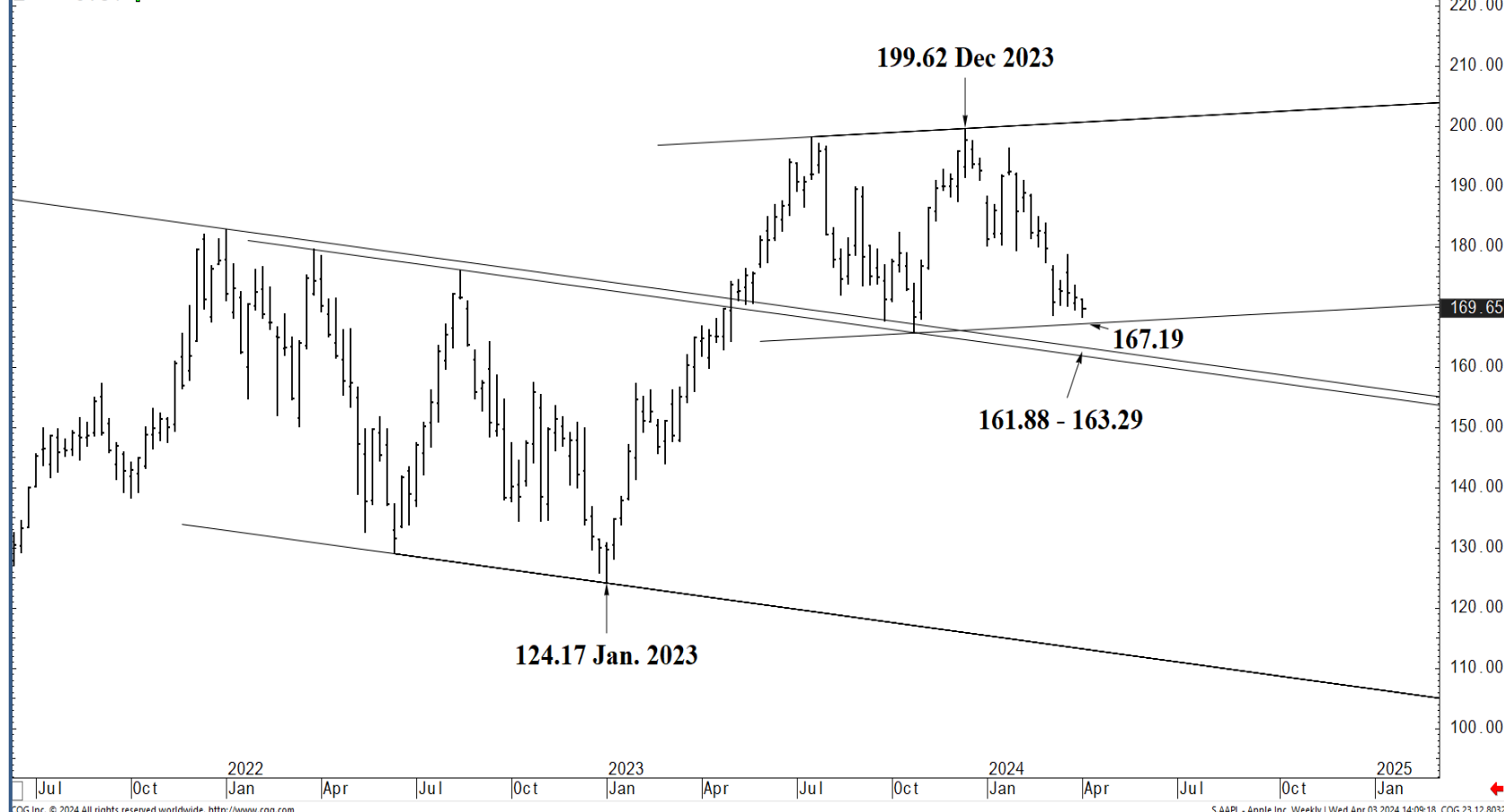
COG Inc. © 2024 All rights reserved worldwide. <http://www.cog.com>

S:AAPL - Apple Inc, Weekly | Wed Apr 03 2024 14:08:50, COG 23.12.8033



O= 168.79  
 H= 170.68  
 L= 168.58  
 C= 169.65  
 Δ= +0.81

# Apple Inc (AAPL) - weekly bar chart



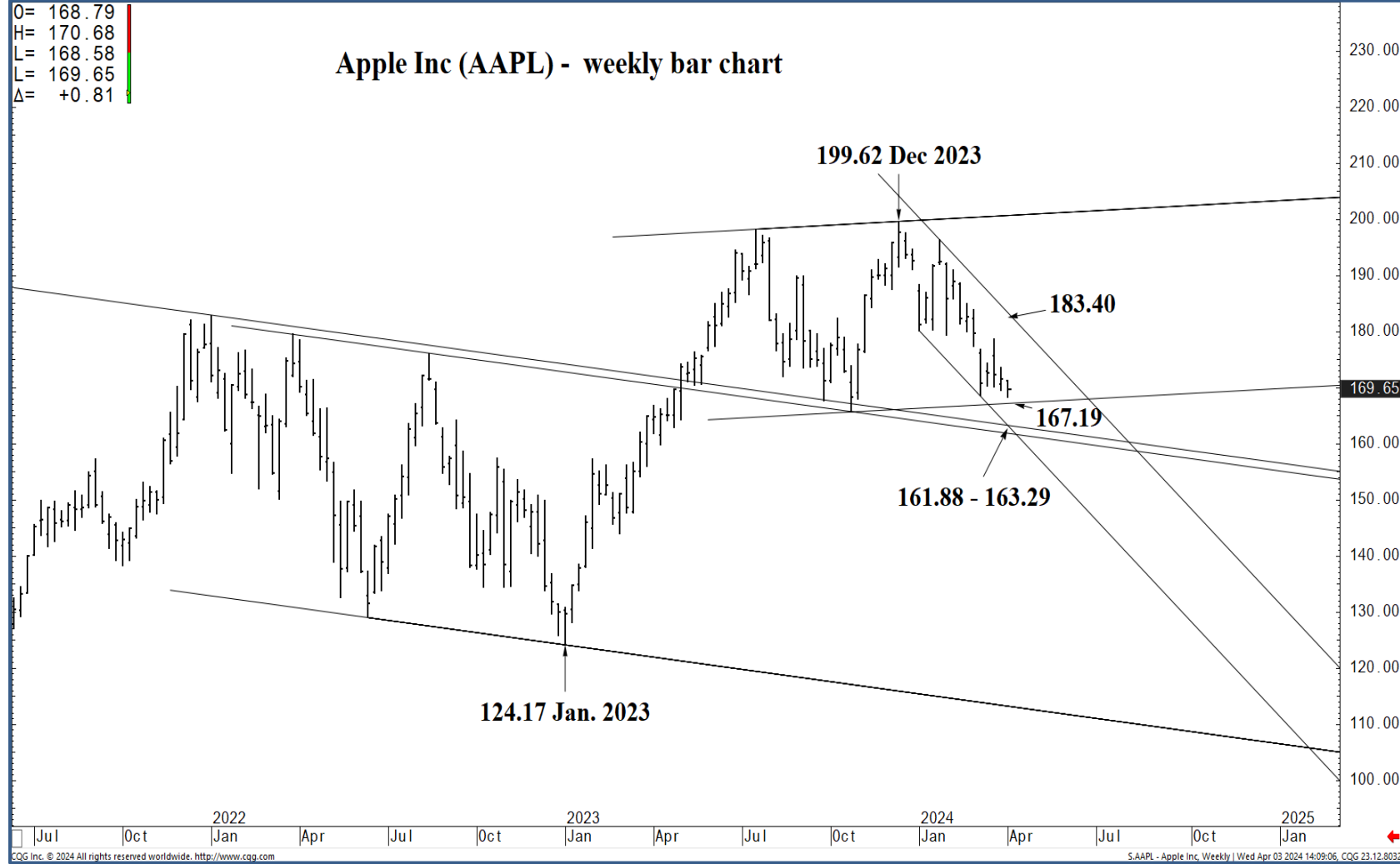
## Support and Resistance

- 180.38 \* intra-day containment
- 179.31 \* minor
- 178.52 \*\*\* weekly containment UP**
- 178.06 \* minor
- 176.47 \* intra-day containment
- 174.68 \* minor
- 173.45 \* minor
- 172.38 \* session containment DP**
- 171.57 \* minor
- 170.03 \* minor
- 169.45 \* minor
- 168.84 \* minor
- 168.23 \* minor
- 167.19 \*\*\*\* multi-wk contain UP**
- 165.52 \* (1% below 167.19)**
- 163.29 \*\*\* weekly containment**
- 161.88 \*\*\* weekly containment**



O= 168.79  
 H= 170.68  
 L= 168.58  
 L= 169.65  
 Δ= +0.81

# Apple Inc (AAPL) - weekly bar chart



## Support and Resistance

- 180.38 \* intra-day containment
- 179.31 \* minor
- 178.52 \*\*\* weekly containment UP**
- 178.06 \* minor
- 176.47 \* intra-day containment
- 174.68 \* minor
- 173.45 \* minor
- 172.38 \* session containment DP**
- 171.57 \* minor
- 170.03 \* minor
- 169.45 \* minor
- 168.84 \* minor
- 168.23 \* minor
- 167.19 \*\*\*\* multi-wk contain UP**
- 165.52 \* (1% below 167.19)**
- 163.29 \*\*\* weekly containment**
- 161.88 \*\*\* weekly containment**

CGG Inc. © 2024 All rights reserved worldwide. <http://www.cgg.com>

S:AAPL - Apple Inc, Weekly | Wed Apr 03 2024 14:09:06, CQG 23.12.8032



O= 168.79  
 H= 170.68  
 L= 168.58  
 C= 169.65  
 Δ= +0.81

# Apple (AAPL) daily chart

199.62 Dec 2023



167.19

182.81

178.52

172.38

210.00  
 205.00  
 200.00  
 195.00  
 190.00  
 185.00  
 180.00  
 175.00  
 170.00  
 165.00  
 160.00

## Support and Resistance

- 180.38 \* intra-day containment
- 179.31 \* minor
- 178.52 \*\*\* weekly containment UP**
- 178.06 \* minor
- 176.47 \* intra-day containment
- 174.68 \* minor
- 173.45 \* minor
- 172.38 \*\* session containment DP**
- 171.57 \* minor
- 170.03 \* minor
- 169.45 \* minor
- 168.84 \* minor
- 168.23 \* minor
- 167.19 \*\*\*\* multi-wk contain UP**
- 165.52 \* (1% below 167.19)**
- 163.29 \*\*\* weekly containment**
- 161.88 \*\*\* weekly containment**

Nov 01 06 13 20 27 01 11 18 26 2024 02 08 16 22 29 01 05 12 20 26 01 11 18 25 01 08 15 22 29 01 06

COG Inc. © 2024 All rights reserved worldwide. <http://www.cog.com>

S:AAPL - Apple Inc, Daily | Wed Apr 03 2024 14:09:53, COG 23.12.8032



O= 168.79  
 H= 170.68  
 L= 168.58  
 C= 169.65  
 Δ= +0.81

### Apple (AAPL) daily chart



### Support and Resistance

- 180.38 \* intra-day containment
- 179.31 \* minor
- 178.52 \*\*\* weekly containment UP**
- 178.06 \* minor
- 176.47 \* intra-day containment
- 174.68 \* minor
- 173.45 \* minor
- 172.38 \* session containment DP**
- 171.57 \* minor
- 170.03 \* minor
- 169.45 \* minor
- 168.84 \* minor
- 168.23 \* minor
- 167.19 \*\*\*\* multi-wk contain UP**
- 165.52 \* (1% below 167.19)**
- 163.29 \*\*\* weekly containment**
- 161.88 \*\*\* weekly containment**



O= 168.79  
 H= 170.68  
 L= 168.58  
 C= 169.65  
 Δ= +0.81

## Apple (AAPL) daily chart

199.62 Dec 2023



167.19

161.88 - 163.29

### Support and Resistance

- 205.00 180.38 \* intra-day containment
- 179.31 \* minor
- 200.00 **178.52 \*\*\* weekly containment UP**
- 178.06 \* minor
- 176.47 \* intra-day containment
- 174.68 \* minor
- 173.45 \* minor
- 190.00 **172.38 \* session containment DP**
- 171.57 \* minor
- 170.03 \* minor
- 169.45 \* minor
- 168.84 \* minor
- 168.23 \* minor
- 167.19 \*\*\*\* multi-wk contain UP**
- 165.52 \* (1% below 167.19)**
- 163.29 \*\*\* weekly containment**
- 161.88 \*\*\* weekly containment**

169.65

Dec 2024 Feb Mar Apr May





O= 168.79  
 H= 170.68  
 L= 168.58  
 C= 169.65  
 Δ= +0.81

### Apple Inc (AAPL) - weekly bar chart



### Support and Resistance

- 180.38 \* intra-day containment
- 179.31 \* minor
- 178.52 \*\*\* weekly containment UP**
- 178.06 \* minor
- 176.47 \* intra-day containment
- 174.68 \* minor
- 173.45 \* minor
- 172.38 \* session containment DP**
- 171.57 \* minor
- 170.03 \* minor
- 169.45 \* minor
- 168.84 \* minor
- 168.23 \* minor
- 167.19 \*\*\*\* multi-wk contain UP**
- 165.52 \* (1% below 167.19)**
- 163.29 \*\*\* weekly containment**
- 161.88 \*\*\* weekly containment**

