



WICKED STOCKS

DIRECTIONAL CLARITY FOR THE ACTIVE INVESTOR



Support and Resistance

- 194.09 *** weekly containment**
- 191.36 * minor
- 188.14 * minor
- 185.09 * minor
- 182.54 * intra-day containment
- 180.04 * minor
- 177.73 * minor
- 174.08 * session containment UP**
- 171.17 * minor
- 167.92 * minor
- 165.96 **** multi-week contain**
- 165.85 **** multi-wk contain DP**
- 164.20 * (1% below 165.85)
- 163.91 * minor
- 160.72 * intra-day containment
- 158.31 * minor
- 154.76 * minor
- 152.37 * session containment**

O= 167.77
 H= 171.17
 L= 160.51
 L= 162.47
 Δ= -7.01

Tesla, Inc (TSLA) - weekly bar chart

414.49 Nov 2021 ATH



Support and Resistance

- 194.09 *** weekly containment**
- 191.36 * minor
- 188.14 * minor
- 185.09 * minor
- 182.54 * intra-day containment
- 180.04 * minor
- 177.73 * minor
- 174.08 * session containment UP**
- 171.17 * minor
- 167.92 * minor
- 165.96 **** multi-week contain**
- 165.85 **** multi-wk contain DP**
- 164.20 * (1% below 165.85)
- 163.91 * intra-day containment
- 161.08 * minor
- 157.32 * minor
- 154.76 * minor
- 152.37 * session containment**



O= 167.77
 H= 171.17
 L= 160.51
 C= 162.47
 Δ= -7.01

Tesla, Inc (TSLA) - weekly bar chart



Support and Resistance

- 194.09 *** weekly containment**
- 191.36 * minor
- 188.14 * minor
- 185.09 * minor
- 182.54 * intra-day containment
- 180.04 * minor
- 177.73 * minor
- 174.08 * session containment UP**
- 171.17 * minor
- 167.92 * minor
- 165.96 **** multi-week contain**
- 165.85 **** multi-wk contain DP**
- 164.20 * (1% below 165.85)
- 163.91 * intra-day containment
- 161.08 * minor
- 157.32 * minor
- 154.76 * minor
- 152.37 * session containment**

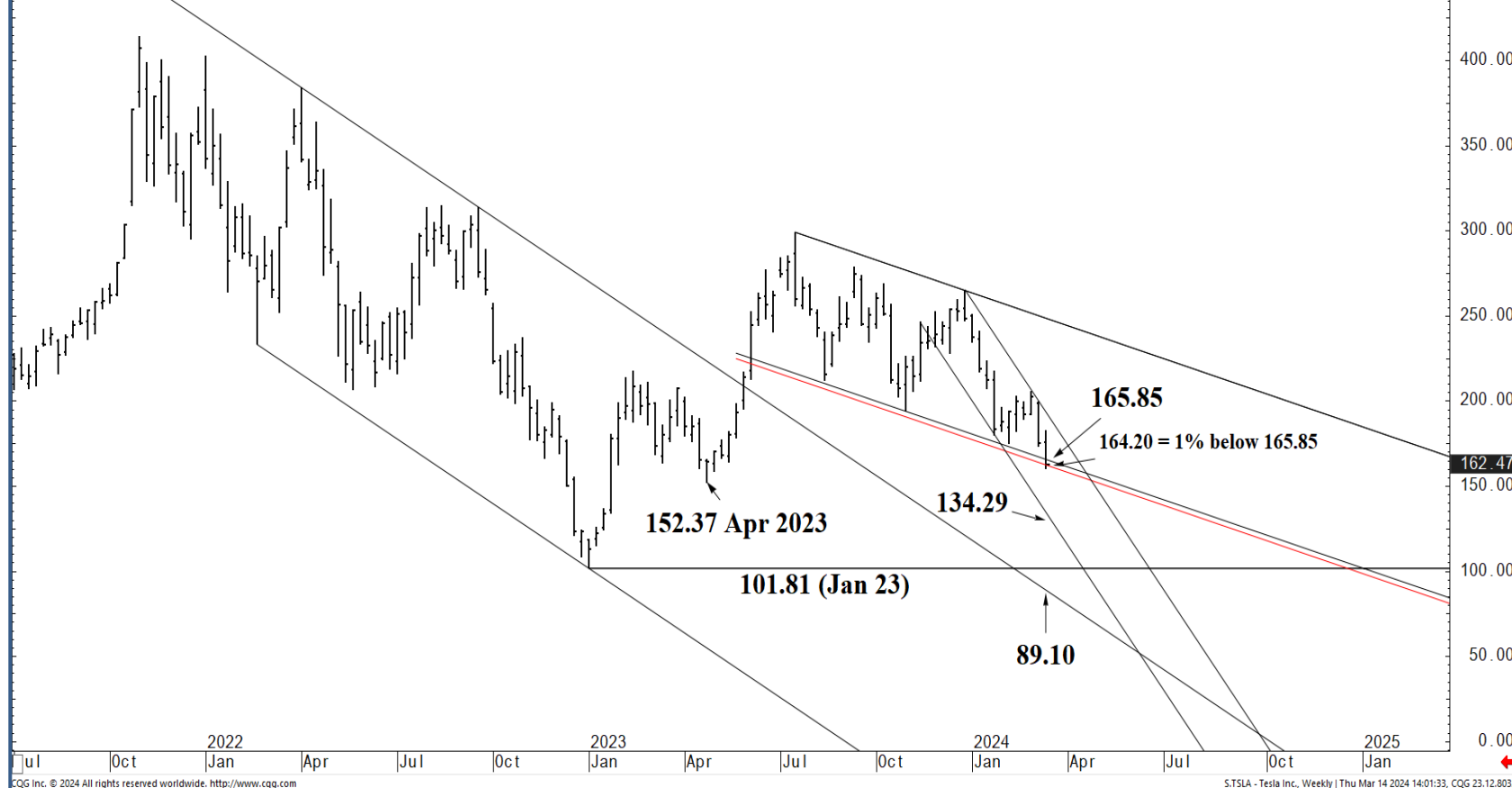
CGG Inc. © 2024 All rights reserved worldwide. <http://www.cgg.com>

S:TSLA - Tesla Inc., Weekly | Thu Mar 14 2024 14:02:02, CQG 23.12.8032



O= 167.77
 H= 171.17
 L= 160.51
 C= 162.47
 Δ= -7.01

Tesla, Inc (TSLA) - weekly bar chart



Support and Resistance

- 194.09 *** weekly containment**
- 191.36 * minor
- 188.14 * minor
- 185.09 * minor
- 182.54 * intra-day containment
- 180.04 * minor
- 177.73 * minor
- 174.08 * session containment UP**
- 171.17 * minor
- 167.92 * minor
- 165.96 **** multi-week contain**
- 165.85 **** multi-wk contain DP**
- 164.20 * (1% below 165.85)
- 163.91 * intra-day containment
- 161.08 * minor
- 157.32 * minor
- 154.76 * minor
- 152.37 * session containment**

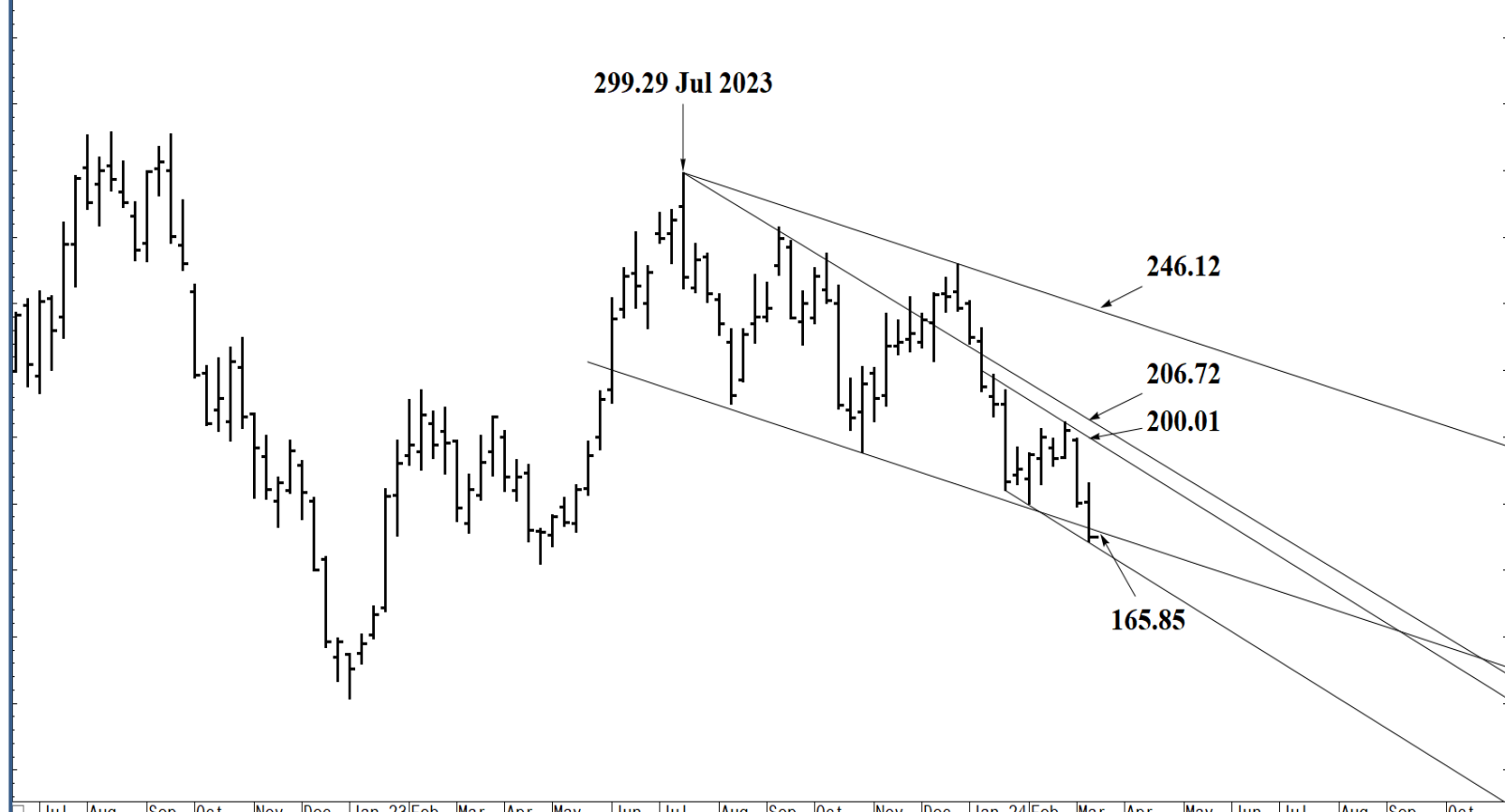
COG Inc. © 2024 All rights reserved worldwide. <http://www.cog.com>

S:TSLA - Tesla Inc., Weekly | Thu Mar 14 2024 14:01:33, COG 23.12.8032



O= 167.77
 H= 171.17
 L= 160.51
 L= 162.47
 Δ= -7.01

Tesla Inc. (TSLA) - weekly bar chart



Support and Resistance

- 194.09 *** weekly containment**
- 191.36 * minor
- 188.14 * minor
- 185.09 * minor
- 182.54 * intra-day containment
- 180.04 * minor
- 177.73 * minor
- 174.08 * session containment UP**
- 171.17 * minor
- 167.92 * minor
- 165.96 **** multi-week contain**
- 165.85 **** multi-wk contain DP**
- 164.20 * (1% below 165.85)
- 163.91 * intra-day containment
- 161.08 * minor
- 157.32 * minor
- 154.76 * minor
- 152.37 * session containment**



O= 167.77
 H= 171.17
 L= 160.51
 Δ= -7.01

Tesla (TSLA) - daily chart



Support and Resistance

- 194.09 *** weekly containment**
- 191.36 * minor
- 188.14 * minor
- 185.09 * minor
- 182.54 * intra-day containment
- 180.04 * minor
- 177.73 * minor
- 174.08 * session containment UP**
- 171.17 * minor
- 167.92 * minor
- 165.96 **** multi-week contain**
- 165.85 **** multi-wk contain DP**
- 164.20 * (1% below 165.85)
- 163.91 * intra-day containment
- 161.08 * minor
- 157.32 * minor
- 154.76 * minor
- 152.37 * session containment**



O= 167.77
 H= 171.17
 L= 160.51
 Δ= -7.01

Tesla (TSLA) - daily chart



Support and Resistance

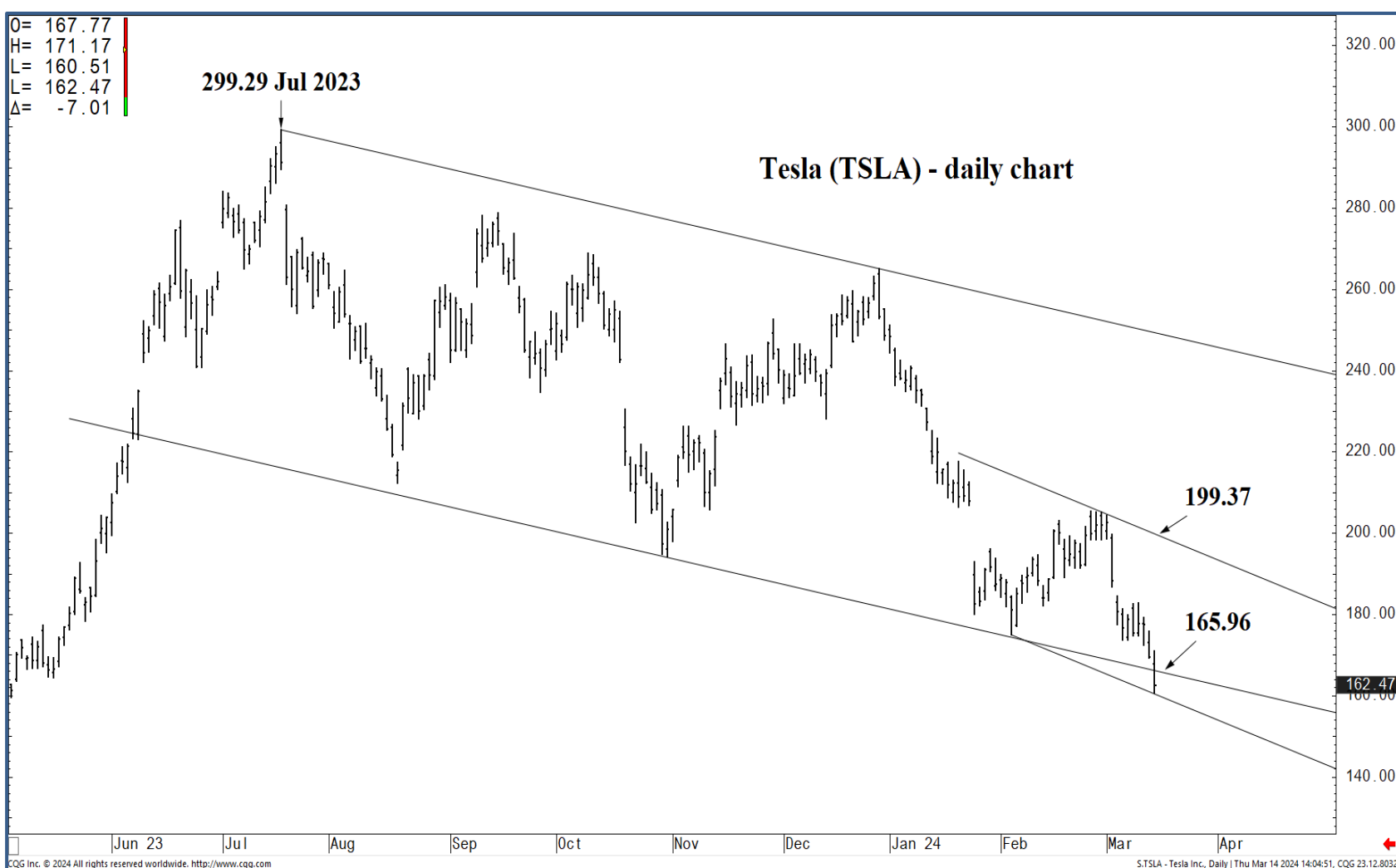
- 194.09 *** weekly containment**
- 191.36 * minor
- 188.14 * minor
- 185.09 * minor
- 182.54 * intra-day containment
- 180.04 * minor
- 177.73 * minor
- 174.08 * session containment UP**
- 171.17 * minor
- 167.92 * minor
- 165.96 **** multi-week contain**
- 165.85 **** multi-wk contain DP**
- 164.20 * (1% below 165.85)
- 163.91 * intra-day containment
- 161.08 * minor
- 157.32 * minor
- 154.76 * minor
- 152.37 * session containment**



O= 167.77
 H= 171.17
 L= 160.51
 Δ= -7.01

299.29 Jul 2023

Tesla (TSLA) - daily chart



Support and Resistance

- 194.09 *** weekly containment**
- 191.36 * minor
- 188.14 * minor
- 185.09 * minor
- 182.54 * intra-day containment
- 180.04 * minor
- 177.73 * minor
- 174.08 * session containment UP**
- 171.17 * minor
- 167.92 * minor
- 165.96 **** multi-week contain**
- 165.85 **** multi-wk contain DP**
- 164.20 * (1% below 165.85)
- 163.91 * intra-day containment
- 161.08 * minor
- 157.32 * minor
- 154.76 * minor
- 152.37 * session containment**



O= 167.77
 H= 171.17
 L= 160.51
 Δ= -7.01

Tesla (TSLA) - daily chart

265.13 Dec 2023

205.60 Feb 2024

175.01 Feb 2024

194.09

174.08

165.96

300.00
280.00
260.00
240.00
220.00
200.00
180.00
160.00
140.00

Support and Resistance

- 194.09 *** weekly containment**
- 191.36 * minor
- 188.14 * minor
- 185.09 * minor
- 182.54 * intra-day containment
- 180.04 * minor
- 177.73 * minor
- 174.08 * session containment UP**
- 171.17 * minor
- 167.92 * minor
- 165.96 **** multi-week contain**
- 165.85 **** multi-wk contain DP**
- 164.20 * (1% below 165.85)
- 163.91 * minor
- 161.08 * minor
- 157.32 * minor
- 154.76 * minor
- 152.37 * session containment**

162.47

Dec 20 27 01 11 18 26 2024 02 08 16 22 29 Feb 01 05 12 20 26 Mar 01 11 18 25 Apr 01 08 15

CGG Inc. © 2024 All rights reserved worldwide. <http://www.cgg.com>

S:TSLA - Tesla Inc., Daily | Thu Mar 14 2024 14:04:39, CQG 23.12.8032

