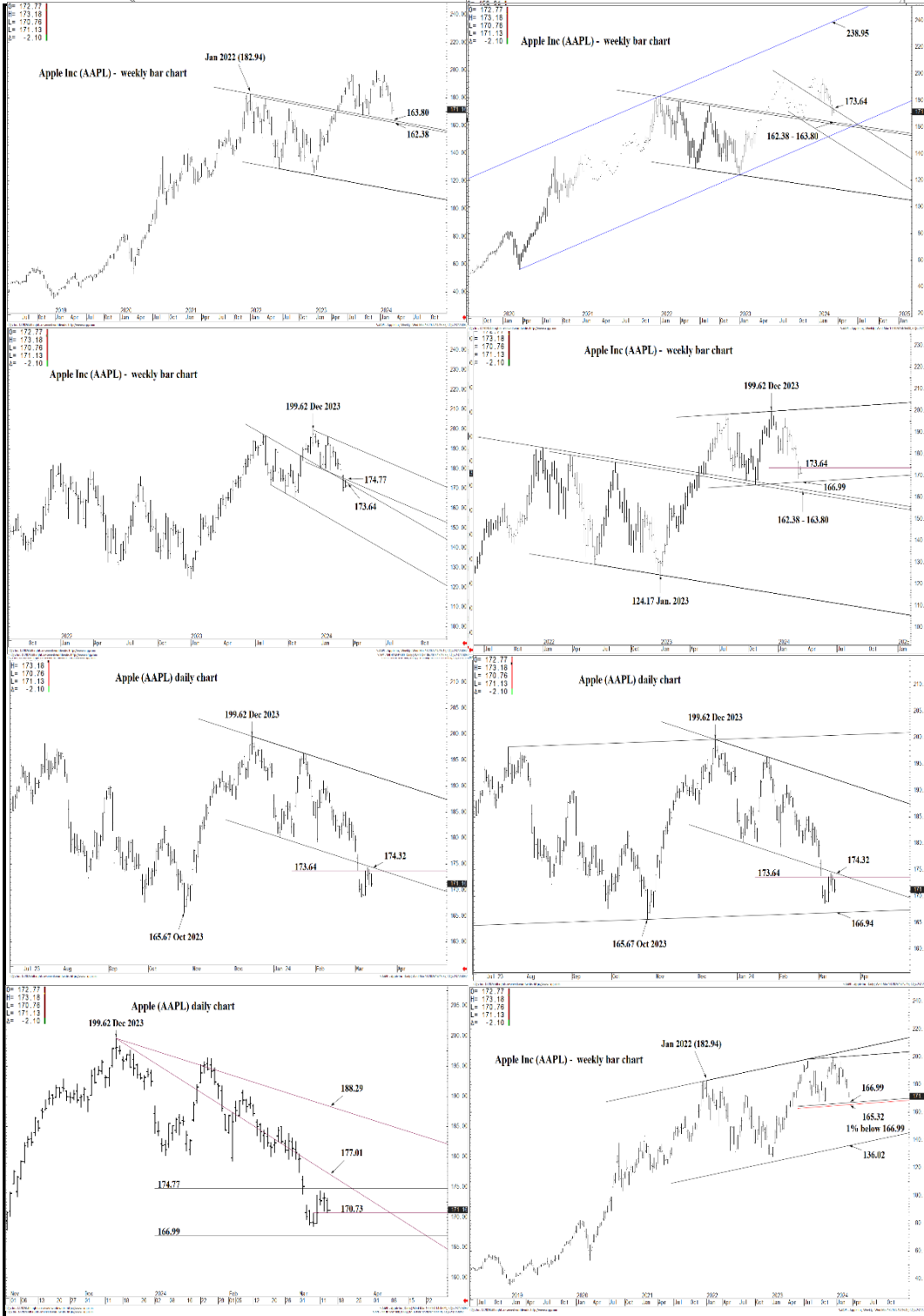




WICKED STOCKS

DIRECTIONAL CLARITY FOR THE ACTIVE INVESTOR



Support and Resistance

177.01 ** multi-wk contain UP**

176.15 * minor

175.25 * minor

174.77 * weekly containment**

173.64 * weekly containment**

173.00 * minor

172.14 * minor

171.44 * minor

170.73 * intra-day containment

170.12 * minor

169.00 * minor

168.22 * minor

167.90 * minor

166.99 ** multi-wk contain UP**

165.32 * 1% below 166.99

163.80 * weekly containment**

162.38 * weekly containment**

O= 172.77
 H= 173.18
 L= 170.76
 C= 171.13
 Δ= -2.10

Apple Inc (AAPL) - weekly bar chart



Support and Resistance

177.01 ****	multi-wk contain UP
176.15 *	minor
175.25 *	minor
174.77 ***	weekly containment
173.64 ***	weekly containment
173.00 *	minor
172.14 *	minor
171.44 *	minor
170.73 *	intra-day containment
170.12 *	minor
169.00 *	minor
168.22 *	minor
167.90 *	minor
166.99 ****	multi-wk contain UP
165.32 *	1% below 166.99
163.80 ***	weekly containment
162.38 ***	weekly containment

CGG Inc. © 2024 All rights reserved worldwide. <http://www.cgg.com>

SAAPL - Apple Inc, Weekly | Wed Mar 13 2024 14:15:53, CGG 23.12.8032



O= 172.77
 H= 173.18
 L= 170.76
 L= 171.13
 Δ= -2.10

Apple Inc (AAPL) - weekly bar chart



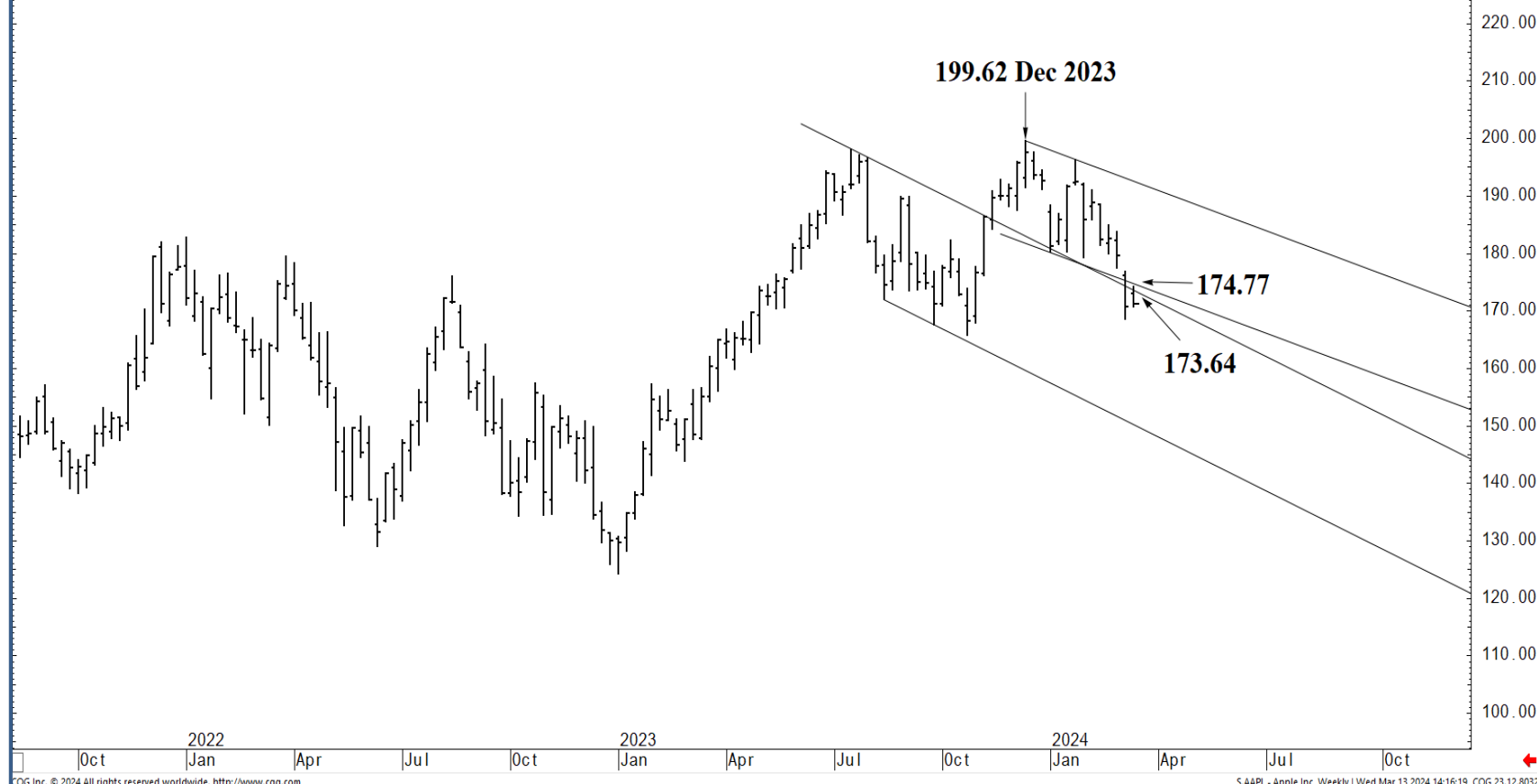
Support and Resistance

- 177.01 **** multi-wk contain UP**
- 176.15 * minor
- 175.25 * minor
- 174.77 *** weekly containment**
- 173.64 *** weekly containment**
- 173.00 * minor
- 172.14 * minor
- 171.44 * minor
- 170.73 * intra-day containment
- 170.12 * minor
- 169.00 * minor
- 168.22 * minor
- 167.90 * minor
- 166.99 **** multi-wk contain UP**
- 165.32 * 1% below 166.99**
- 163.80 *** weekly containment**
- 162.38 *** weekly containment**



O= 172.77
 H= 173.18
 L= 170.76
 L= 171.13
 Δ= -2.10

Apple Inc (AAPL) - weekly bar chart



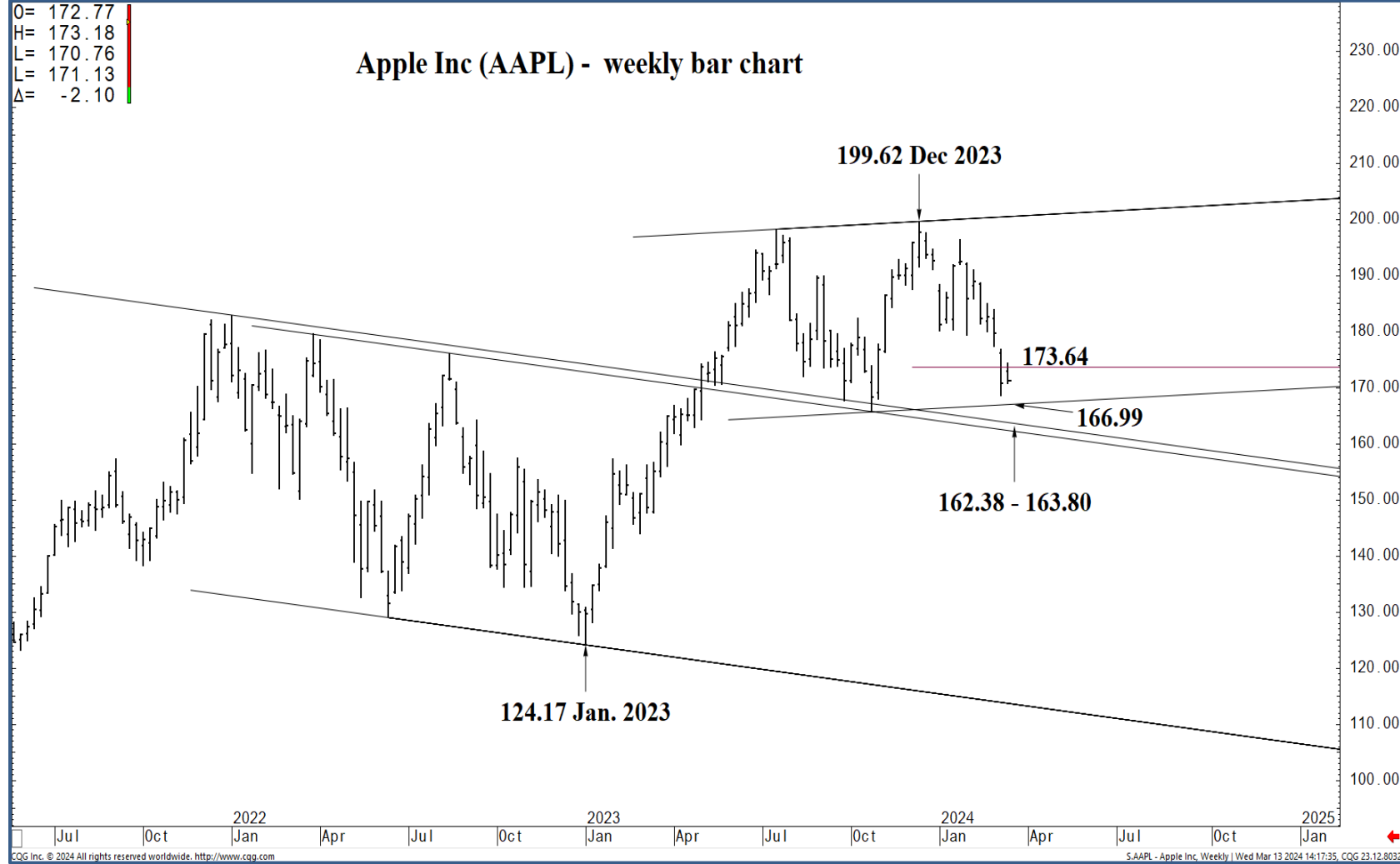
Support and Resistance

- 177.01 **** multi-wk contain UP**
- 176.15 * minor
- 175.25 * minor
- 174.77 *** weekly containment**
- 173.64 *** weekly containment**
- 173.00 * minor
- 172.14 * minor
- 171.44 * minor
- 170.73 * intra-day containment
- 170.12 * minor
- 169.00 * minor
- 168.22 * minor
- 167.90 * minor
- 166.99 **** multi-wk contain UP**
- 165.32 * 1% below 166.99**
- 163.80 *** weekly containment**
- 162.38 *** weekly containment**



O= 172.77
 H= 173.18
 L= 170.76
 L= 171.13
 Δ= -2.10

Apple Inc (AAPL) - weekly bar chart



Support and Resistance

- 177.01 **** multi-wk contain UP**
- 176.15 * minor
- 175.25 * minor
- 174.77 *** weekly containment**
- 173.64 *** weekly containment**
- 173.00 * minor
- 172.14 * minor
- 171.44 * minor
- 170.73 * intra-day containment
- 170.12 * minor
- 169.00 * minor
- 168.22 * minor
- 167.90 * minor
- 166.99 **** multi-wk contain UP**
- 165.32 * 1% below 166.99**
- 163.80 *** weekly containment**
- 162.38 *** weekly containment**

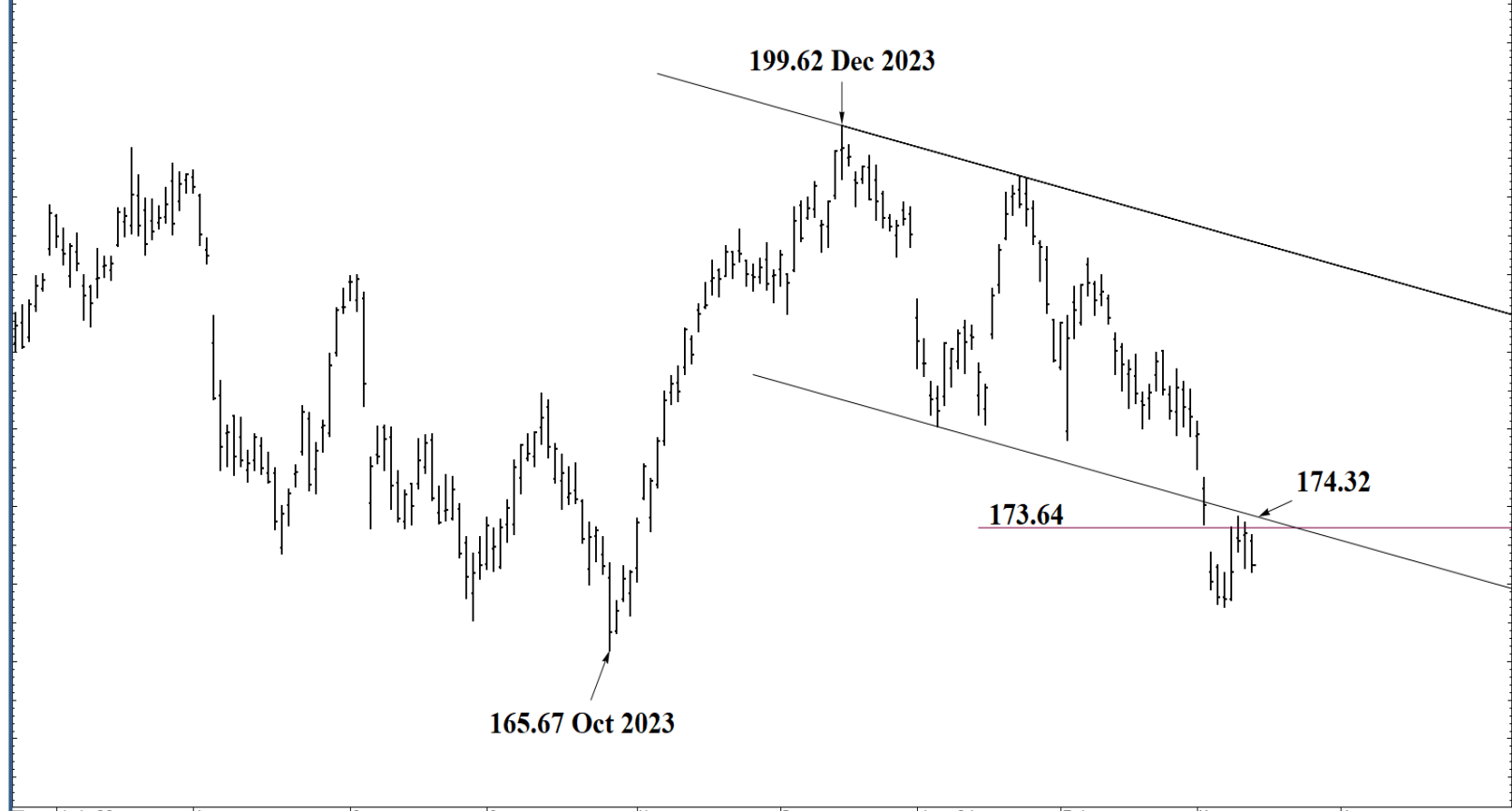
CGG Inc. © 2024 All rights reserved worldwide. <http://www.cgg.com>

SAAPL - Apple Inc, Weekly | Wed Mar 13 2024 14:17:35, CQG 23.12.8032



O= 172.77
 H= 173.18
 L= 170.76
 C= 171.13
 Δ= -2.10

Apple (AAPL) daily chart



210.00
 205.00
 200.00
 195.00
 190.00
 185.00
 180.00
 175.00
 170.00
 165.00
 160.00

Support and Resistance

- 177.01** **** multi-wk contain UP
- 176.15 * minor
- 175.25 * minor
- 174.77** *** weekly containment
- 173.64** *** weekly containment
- 173.00 * minor
- 172.14 * minor
- 171.44 * minor
- 170.73 * intra-day containment
- 170.12 * minor
- 169.00 * minor
- 168.22 * minor
- 167.90 * minor
- 166.99** **** multi-wk contain UP
- 165.32** * 1% below 166.99
- 163.80** *** weekly containment
- 162.38** *** weekly containment

Jul 23 | Aug | Sep | Oct | Nov | Dec | Jan 24 | Feb | Mar | Apr

CG Inc. © 2024 All rights reserved worldwide. <http://www.cqg.com> SAAPL - Apple Inc, Daily | Wed Mar 13 2024 14:15:37, CQG 23.12.8032



O= 172.77
 H= 173.18
 L= 170.76
 C= 171.13
 Δ= -2.10

Apple (AAPL) daily chart



Support and Resistance

- 177.01 **** multi-wk contain UP**
- 176.15 * minor
- 175.25 * minor
- 174.77 *** weekly containment**
- 173.64 *** weekly containment**
- 173.00 * minor
- 172.14 * minor
- 171.44 * minor
- 170.73 * intra-day containment
- 170.12 * minor
- 169.00 * minor
- 168.22 * minor
- 167.90 * minor
- 166.99 **** multi-wk contain UP**
- 165.32 * 1% below 166.99**
- 163.80 *** weekly containment**
- 162.38 *** weekly containment**



O= 172.77
H= 173.18
L= 170.76
C= 171.13
Δ= -2.10

Apple (AAPL) daily chart

199.62 Dec 2023



Support and Resistance

177.01 ** multi-wk contain UP**

176.15 * minor
175.25 * minor

174.77 * weekly containment**
173.64 * weekly containment**

173.00 * minor
172.14 * minor
171.44 * minor
170.73 * intra-day containment
170.12 * minor
169.00 * minor
168.22 * minor
167.90 * minor

166.99 ** multi-wk contain UP**
165.32 * 1% below 166.99

163.80 * weekly containment**
162.38 * weekly containment**

171.16

Nov 01 06 13 20 27 01 11 18 26 2024 02 08 16 22 29 01 05 12 20 26 01 11 18 25 01 08 15 22
S:AAPL - Apple Inc. Daily | Wed Mar 13 2024 14:18:29, CQG 23.12.8032



WICKED STOCKS

O= 172.77
 H= 173.18
 L= 170.76
 C= 171.13
 Δ= -2.10

Apple Inc (AAPL) - weekly bar chart



Support and Resistance

- 177.01 **** multi-wk contain UP**
- 176.15 * minor
- 175.25 * minor
- 174.77 *** weekly containment**
- 173.64 *** weekly containment**
- 173.00 * minor
- 172.14 * minor
- 171.44 * minor
- 170.73 * intra-day containment
- 170.12 * minor
- 169.00 * minor
- 168.22 * minor
- 167.90 * minor
- 166.99 **** multi-wk contain UP**
- 165.32 * 1% below 166.99**
- 163.80 *** weekly containment**
- 162.38 *** weekly containment**

