



O= 172.94  
 H= 174.38  
 L= 172.05  
 C= 172.75  
 Δ= +2.02

### Apple Inc (AAPL) - weekly bar chart



### Support and Resistance

- 177.75 \*\*\*\* multi-wk contain UP**
- 176.90 \* minor
- 176.15 \* minor
- 174.77 \*\*\* weekly containment**
- 173.64 \*\*\* weekly containment**
- 172.91 \* minor
- 172.05 \* minor
- 171.44 \* minor
- 170.73 \* intra-day containment
- 170.12 \* minor
- 169.00 \* minor
- 168.22 \* minor
- 167.90 \* minor
- 166.99 \*\*\*\* multi-wk contain UP**
- 165.32 \* 1% below 166.99**
- 164.67 \*\*\*\* multi-wk contain**
- 164.25 \* minor
- 163.80 \*\*\* weekly containment**
- 162.38 \*\*\* weekly containment**



O= 172.94  
H= 174.38  
L= 172.05  
C= 172.75  
Δ= +2.02

### Apple Inc (AAPL) - weekly bar chart



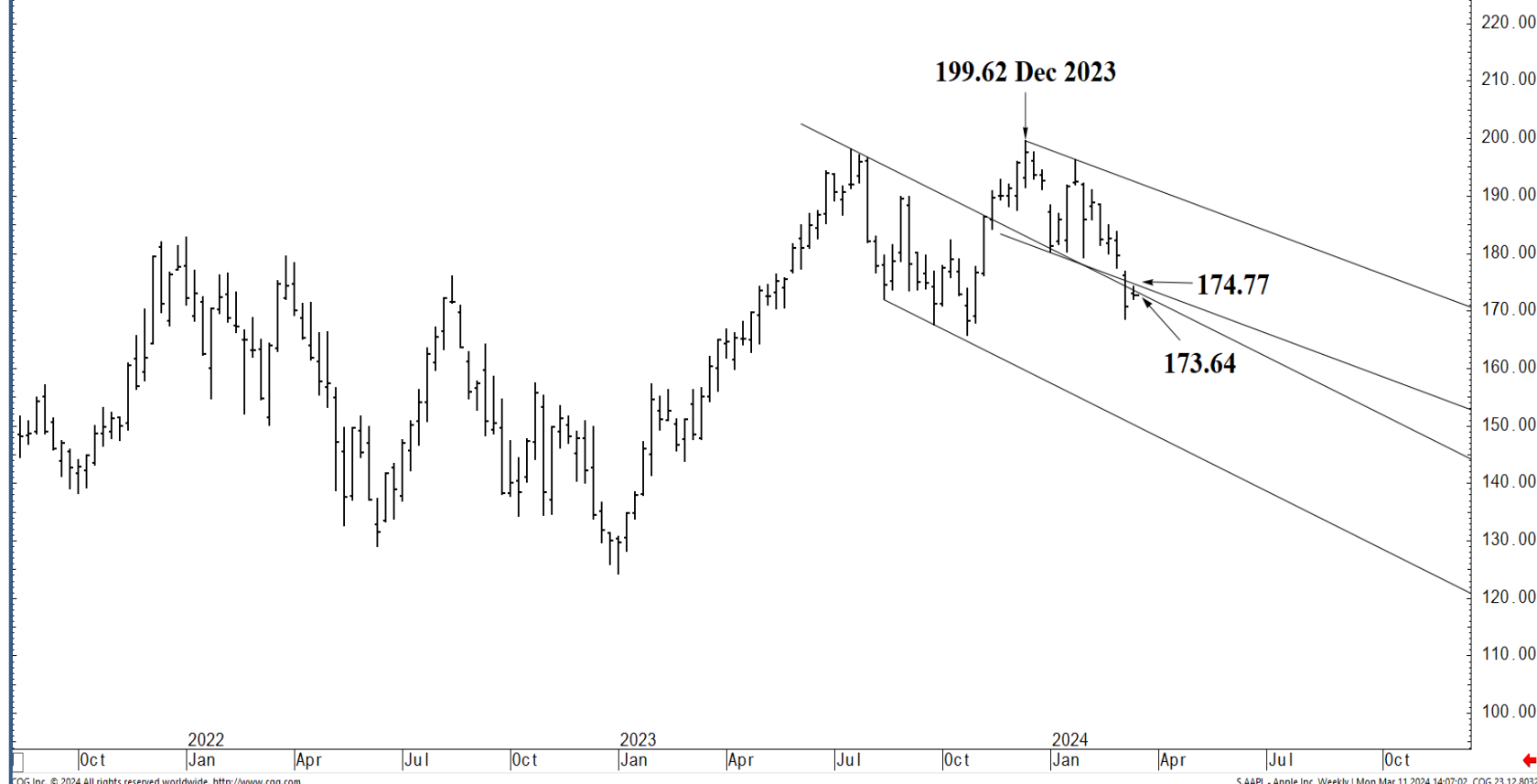
### Support and Resistance

- 177.75 \*\*\*\* multi-wk contain UP**
- 176.90 \* minor
- 176.15 \* minor
- 174.77 \*\*\* weekly containment**
- 173.64 \*\*\* weekly containment**
- 172.91 \* minor
- 172.05 \* minor
- 171.44 \* minor
- 170.73 \* intra-day containment
- 170.12 \* minor
- 169.00 \* minor
- 168.22 \* minor
- 167.90 \* minor
- 166.99 \*\*\*\* multi-wk contain UP**
- 165.32 \* 1% below 166.99**
- 164.67 \*\*\*\* multi-wk contain**
- 164.25 \* minor
- 163.80 \*\*\* weekly containment**
- 162.38 \*\*\* weekly containment**



O= 172.94  
 H= 174.38  
 L= 172.05  
 L= 172.75  
 Δ= +2.02

### Apple Inc (AAPL) - weekly bar chart



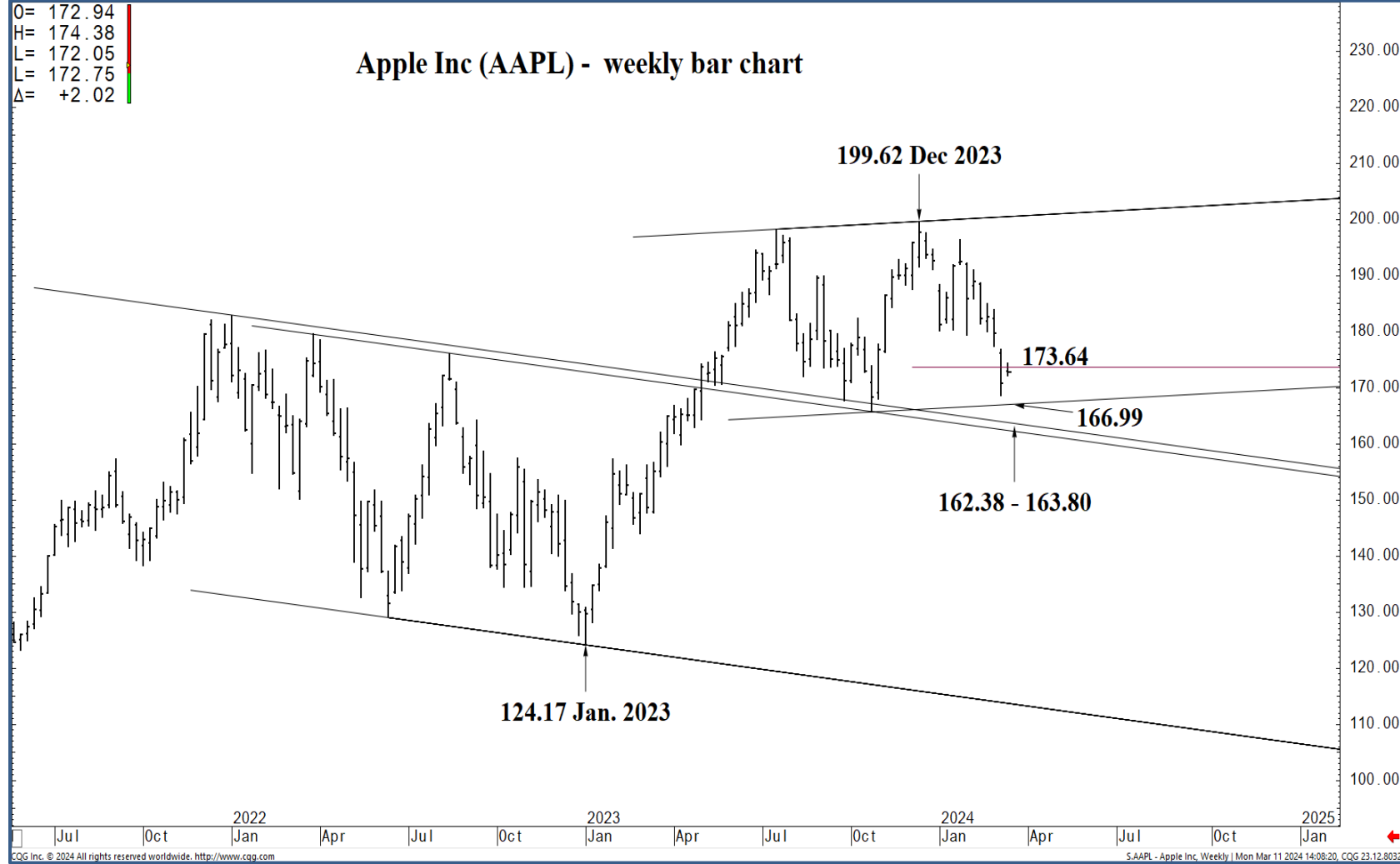
### Support and Resistance

- 177.75 \*\*\*\* multi-wk contain UP**
- 176.90 \* minor
- 176.15 \* minor
- 174.77 \*\*\* weekly containment**
- 173.64 \*\*\* weekly containment**
- 172.91 \* minor
- 172.05 \* minor
- 171.44 \* minor
- 170.73 \* intra-day containment
- 170.12 \* minor
- 169.00 \* minor
- 168.22 \* minor
- 167.90 \* minor
- 166.99 \*\*\*\* multi-wk contain UP**
- 165.32 \* 1% below 166.99**
- 164.67 \*\*\*\* multi-wk contain**
- 164.25 \* minor
- 163.80 \*\*\* weekly containment**
- 162.38 \*\*\* weekly containment**



O= 172.94  
 H= 174.38  
 L= 172.05  
 L= 172.75  
 Δ= +2.02

# Apple Inc (AAPL) - weekly bar chart



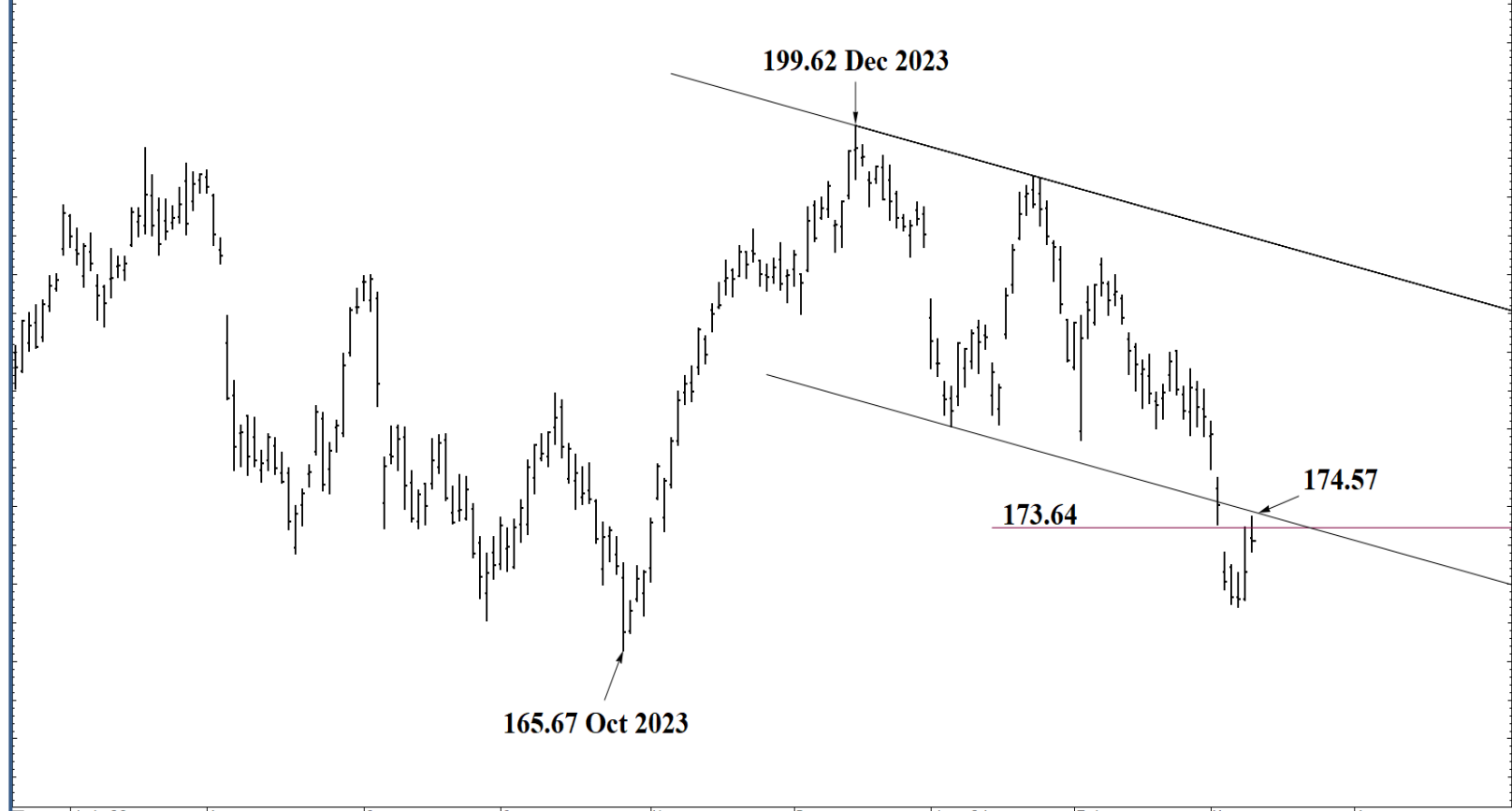
## Support and Resistance

- 177.75 \*\*\*\* multi-wk contain UP**
- 176.90 \* minor
- 176.15 \* minor
- 174.77 \*\*\* weekly containment**
- 173.64 \*\*\* weekly containment**
- 172.91 \* minor
- 172.05 \* minor
- 171.44 \* minor
- 170.73 \* intra-day containment
- 170.12 \* minor
- 169.00 \* minor
- 168.22 \* minor
- 167.90 \* minor
- 166.99 \*\*\*\* multi-wk contain UP**
- 165.32 \* 1% below 166.99**
- 164.67 \*\*\*\* multi-wk contain**
- 164.25 \* minor
- 163.80 \*\*\* weekly containment**
- 162.38 \*\*\* weekly containment**



O= 172.94  
 H= 174.38  
 L= 172.05  
 C= 172.75  
 Δ= +2.02

# Apple (AAPL) daily chart



## Support and Resistance

- 177.75** \*\*\*\* multi-wk contain UP
- 176.90 \* minor
- 176.15 \* minor
- 174.77** \*\*\* weekly containment
- 173.64** \*\*\* weekly containment
- 172.91 \* minor
- 172.05 \* minor
- 171.44 \* minor
- 170.73 \* intra-day containment
- 170.12 \* minor
- 169.00 \* minor
- 168.22 \* minor
- 167.90 \* minor
- 166.99** \*\*\*\* multi-wk contain UP
- 165.32** \* 1% below 166.99
- 164.67** \*\*\*\* multi-wk contain
- 164.25 \* minor
- 163.80** \*\*\* weekly containment
- 162.38** \*\*\* weekly containment



O= 172.94  
H= 174.38  
L= 172.05  
L= 172.75  
Δ= +2.02

# Apple (AAPL) daily chart



## Support and Resistance

- 177.75 \*\*\*\* multi-wk contain UP**
- 176.90 \* minor
- 176.15 \* minor
- 174.77 \*\*\* weekly containment**
- 173.64 \*\*\* weekly containment**
- 172.91 \* minor
- 172.05 \* minor
- 171.44 \* minor
- 170.73 \* intra-day containment
- 170.12 \* minor
- 169.00 \* minor
- 168.22 \* minor
- 167.90 \* minor
- 166.99 \*\*\*\* multi-wk contain UP**
- 165.32 \* 1% below 166.99**
- 164.67 \*\*\*\* multi-wk contain**
- 164.25 \* minor
- 163.80 \*\*\* weekly containment**
- 162.38 \*\*\* weekly containment**



O= 172.94  
 H= 174.38  
 L= 172.05  
 C= 172.75  
 Δ= +2.02

## Apple (AAPL) daily chart

199.62 Dec 2023



### Support and Resistance

**177.75 \*\*\*\* multi-wk contain UP**

176.90 \* minor  
 176.15 \* minor

**174.77 \*\*\* weekly containment**  
**173.64 \*\*\* weekly containment**

172.91 \* minor  
 172.05 \* minor  
 171.44 \* minor  
 170.73 \* intra-day containment  
 170.12 \* minor  
 169.00 \* minor  
 168.22 \* minor  
 167.90 \* minor

**166.99 \*\*\*\* multi-wk contain UP**  
**165.32 \* 1% below 166.99**  
**164.67 \*\*\*\* multi-wk contain**

164.25 \* minor

**163.80 \*\*\* weekly containment**  
**162.38 \*\*\* weekly containment**

172.75





O= 172.94  
 H= 174.38  
 L= 172.05  
 C= 172.75  
 Δ= +2.02

### Apple Inc (AAPL) - weekly bar chart



### Support and Resistance

- 177.75 \*\*\*\* multi-wk contain UP**
- 176.90 \* minor
- 176.15 \* minor
- 174.77 \*\*\* weekly containment**
- 173.64 \*\*\* weekly containment**
- 172.91 \* minor
- 172.05 \* minor
- 171.44 \* minor
- 170.73 \* intra-day containment
- 170.12 \* minor
- 169.00 \* minor
- 168.22 \* minor
- 167.90 \* minor
- 166.99 \*\*\*\* multi-wk contain UP**
- 165.32 \* 1% below 166.99**
- 164.67 \*\*\*\* multi-wk contain**
- 164.25 \* minor
- 163.80 \*\*\* weekly containment**
- 162.38 \*\*\* weekly containment**

