



WICKED STOCKS

DIRECTIONAL CLARITY FOR THE ACTIVE INVESTOR

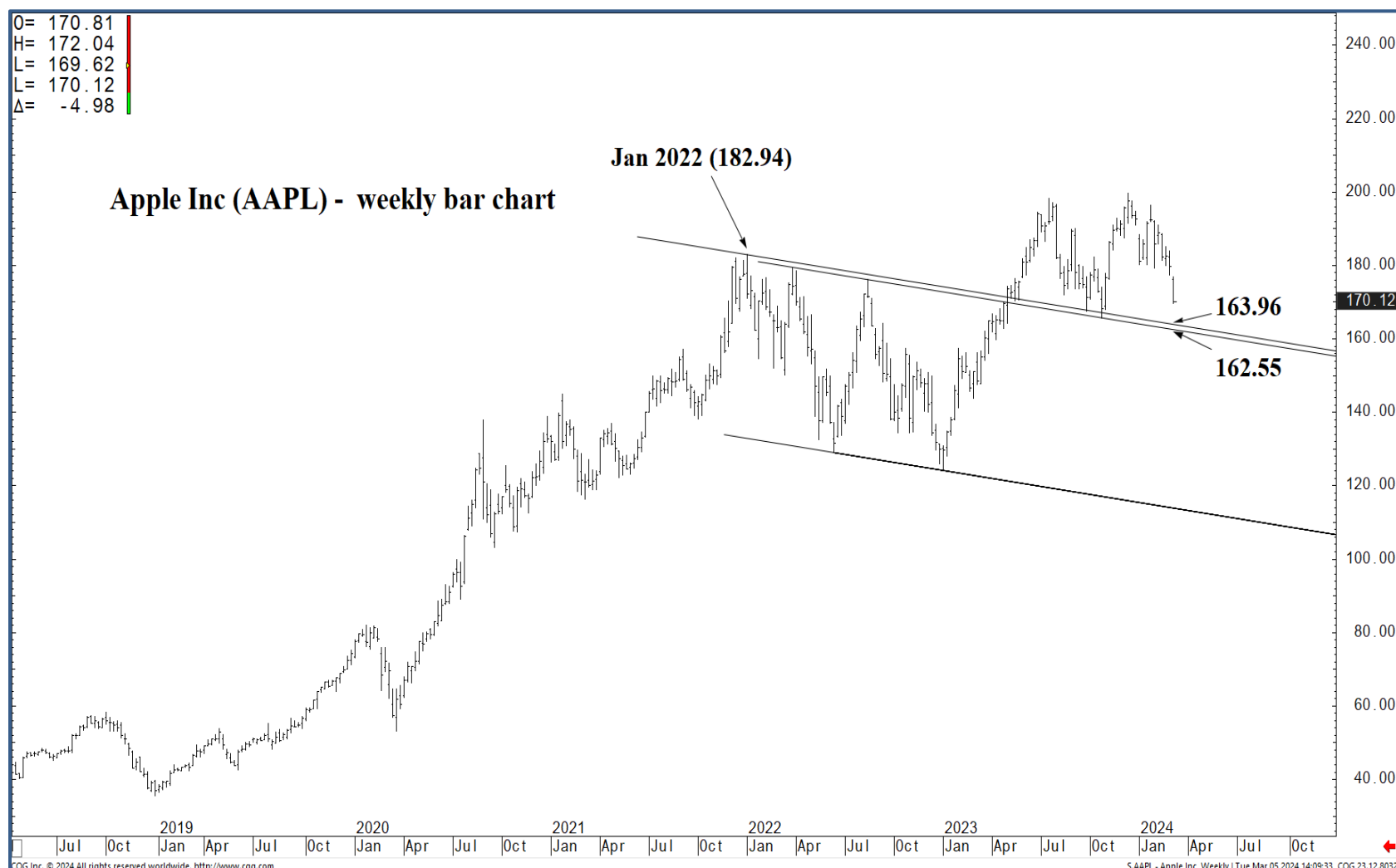


Support and Resistance

- 179.24** * session containment
- 177.38 * minor
- 176.90 * intra-day containment
- 176.15 * minor
- 175.07** *** weekly containment UP
- 174.36** *** weekly containment DP
- 173.35 * minor
- 172.44 * minor
- 172.04** * session containment
- 171.40 * minor
- 170.83 * minor
- 170.12 * minor
- 169.62 * intra-day containment
- 168.22 * minor
- 167.90 * minor
- 166.91** *** weekly containment
- 166.86** ***** Annual contain

O= 170.81
 H= 172.04
 L= 169.62
 L= 170.12
 Δ= -4.98

Apple Inc (AAPL) - weekly bar chart



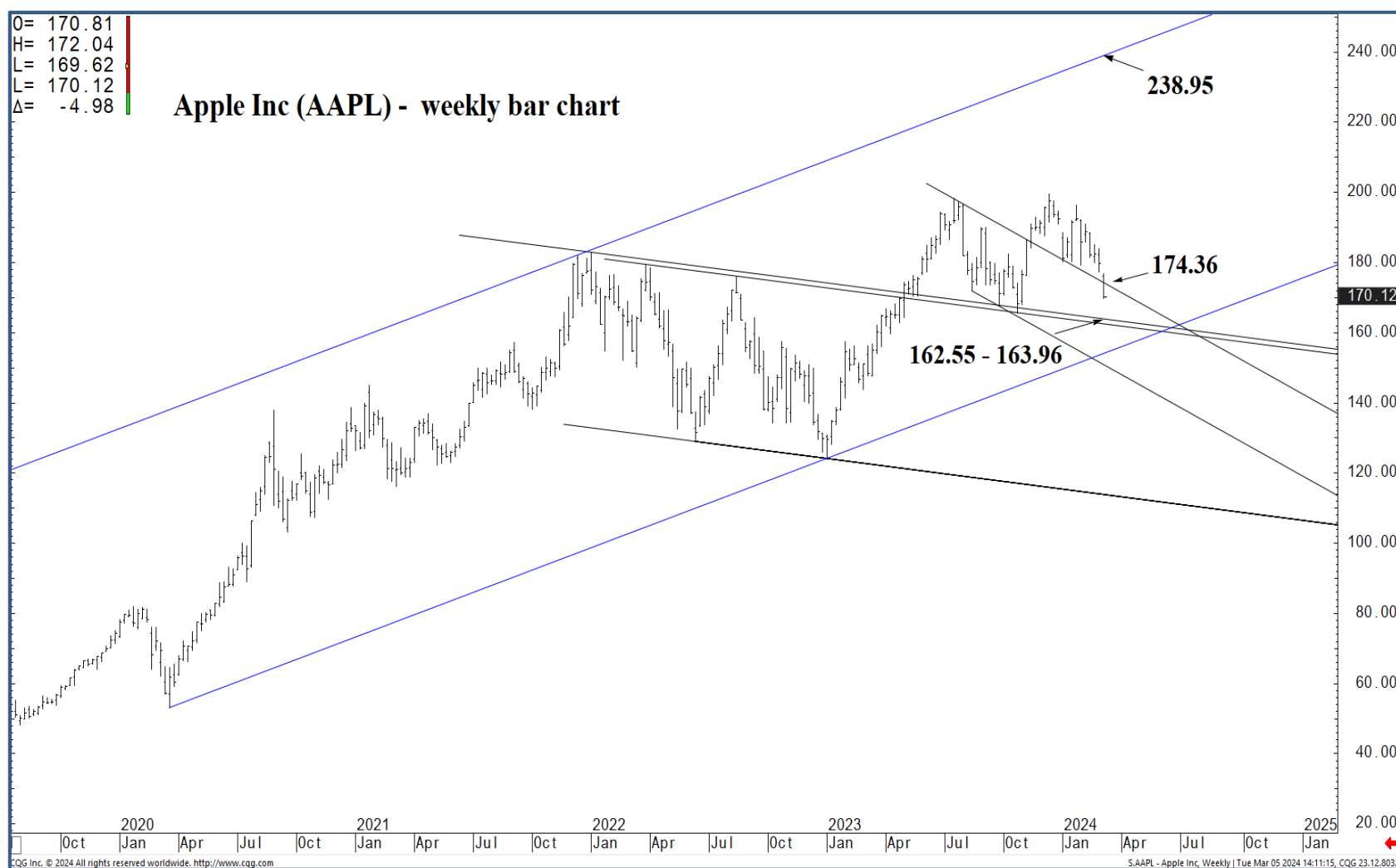
Support and Resistance

- 179.24** * session containment
- 177.38 * minor
- 176.90 * intra-day containment
- 176.15 * minor
- 175.07** *** weekly containment UP
- 174.36** *** weekly containment DP
- 173.35 * minor
- 172.44 * minor
- 172.04** * session containment
- 171.40 * minor
- 170.83 * minor
- 170.12 * minor
- 169.62 * intra-day containment
- 168.22 * minor
- 167.90 * minor
- 166.91** *** weekly containment
- 166.86** ***** Annual contain



O= 170.81
 H= 172.04
 L= 169.62
 C= 170.12
 Δ= -4.98

Apple Inc (AAPL) - weekly bar chart



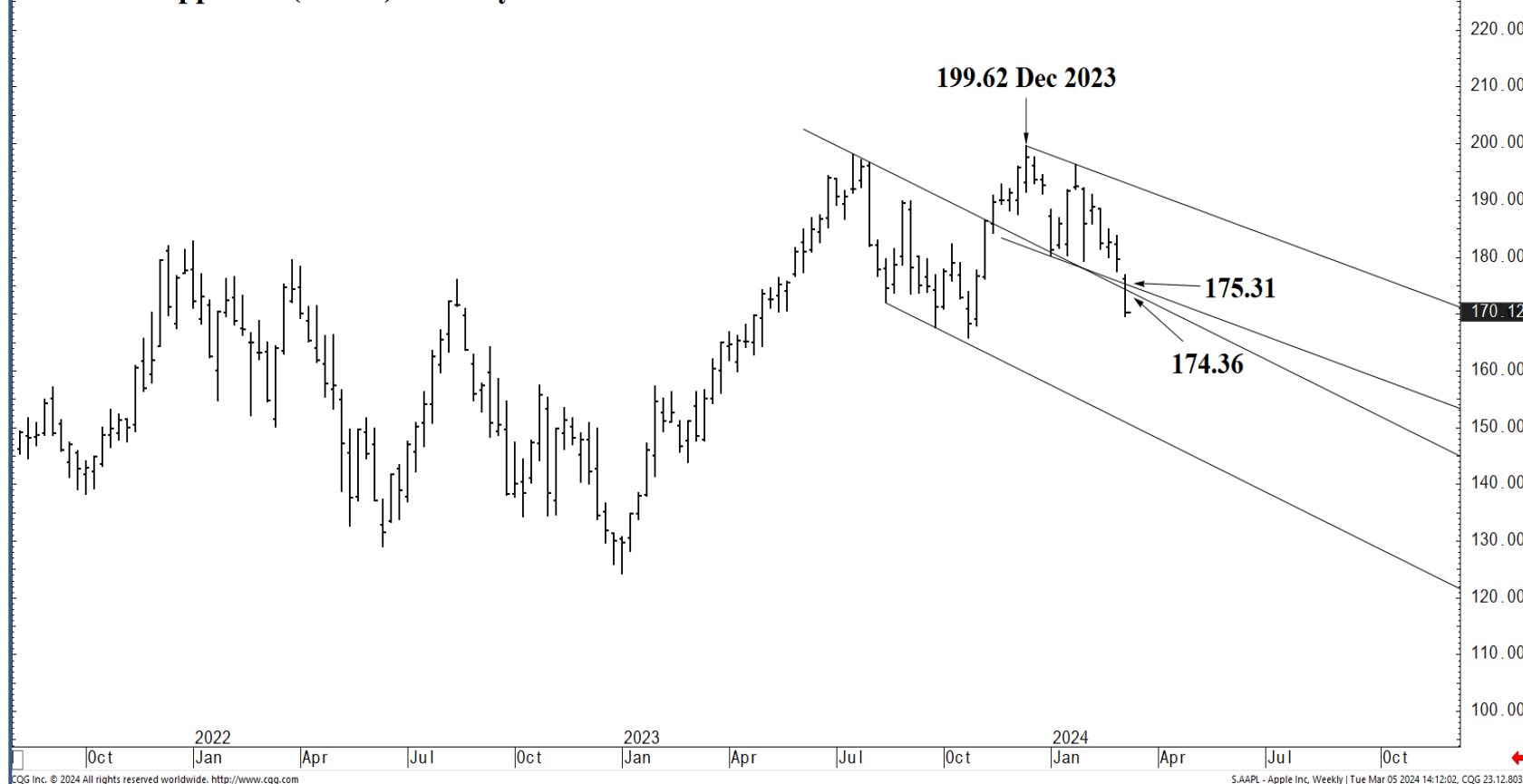
Support and Resistance

- 179.24** * session containment
- 177.38 * minor
- 176.90 * intra-day containment
- 176.15 * minor
- 175.07** *** weekly containment UP
- 174.36** *** weekly containment DP
- 173.35 * minor
- 172.44 * minor
- 170.12** ←
- 170.12** * minor
- 170.83** * minor
- 171.40** * minor
- 172.04** * session containment
- 169.62 * intra-day containment
- 168.22 * minor
- 167.90 * minor
- 166.91** *** weekly containment
- 166.86** ***** Annual contain



O= 170.81
 H= 172.04
 L= 169.62
 L= 170.12
 Δ= -4.98

Apple Inc (AAPL) - weekly bar chart



Support and Resistance

- 179.24** * session containment
- 177.38 * minor
- 176.90 * intra-day containment
- 176.15 * minor
- 175.07** *** weekly containment UP
- 174.36** *** weekly containment DP
- 173.35 * minor
- 172.44 * minor
- 172.04** * session containment
- 171.40 * minor
- 170.83 * minor
- 170.12 * minor
- 169.62 * intra-day containment
- 168.22 * minor
- 167.90 * minor
- 166.91** *** weekly containment
- 166.86** ***** Annual contain

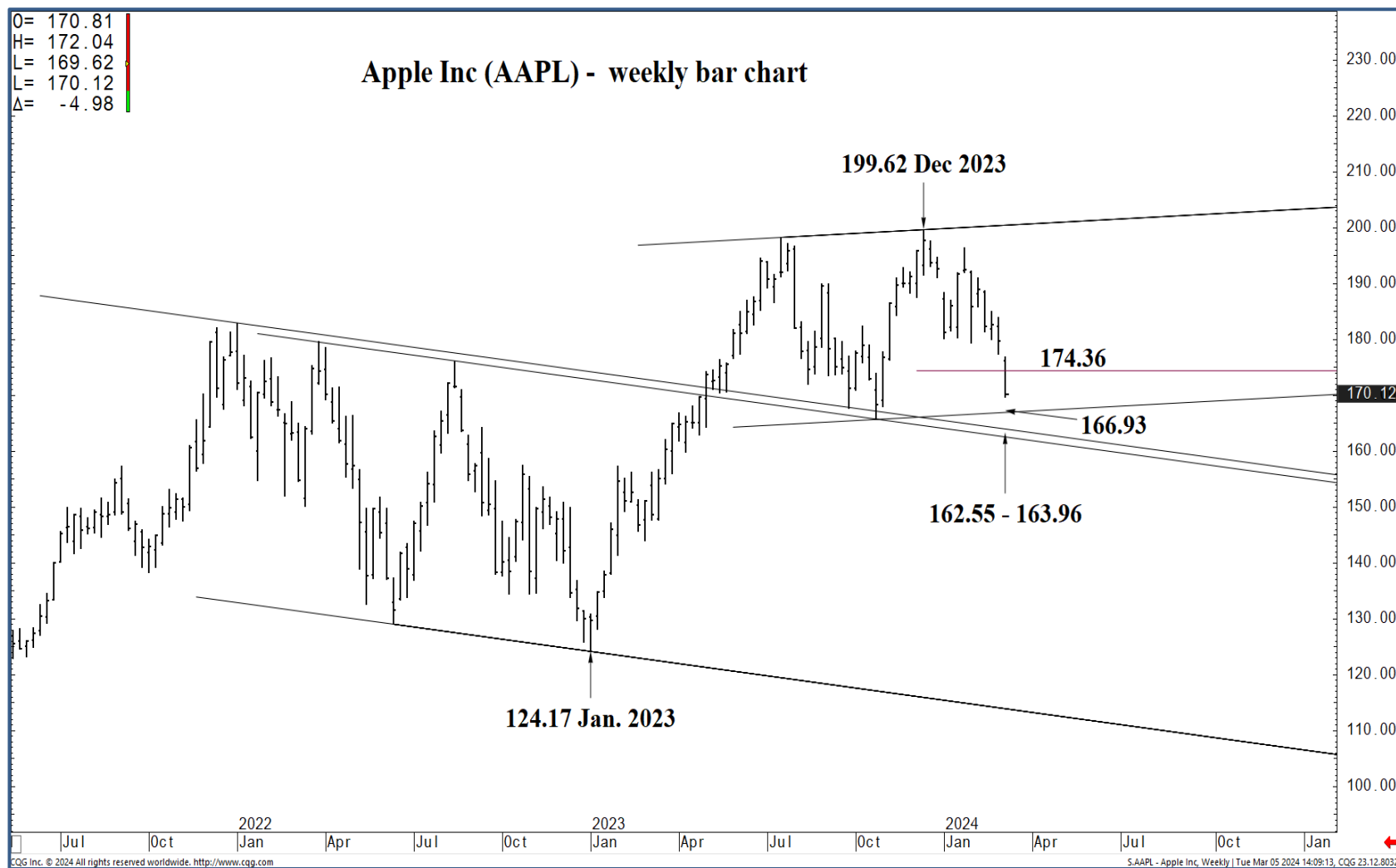
CGG Inc. © 2024 All rights reserved worldwide. <http://www.cgg.com>

S:AAPL - Apple Inc, Weekly | Tue Mar 05 2024 14:12:02, CGG 23.12.8032



O= 170.81
 H= 172.04
 L= 169.62
 C= 170.12
 Δ= -4.98

Apple Inc (AAPL) - weekly bar chart



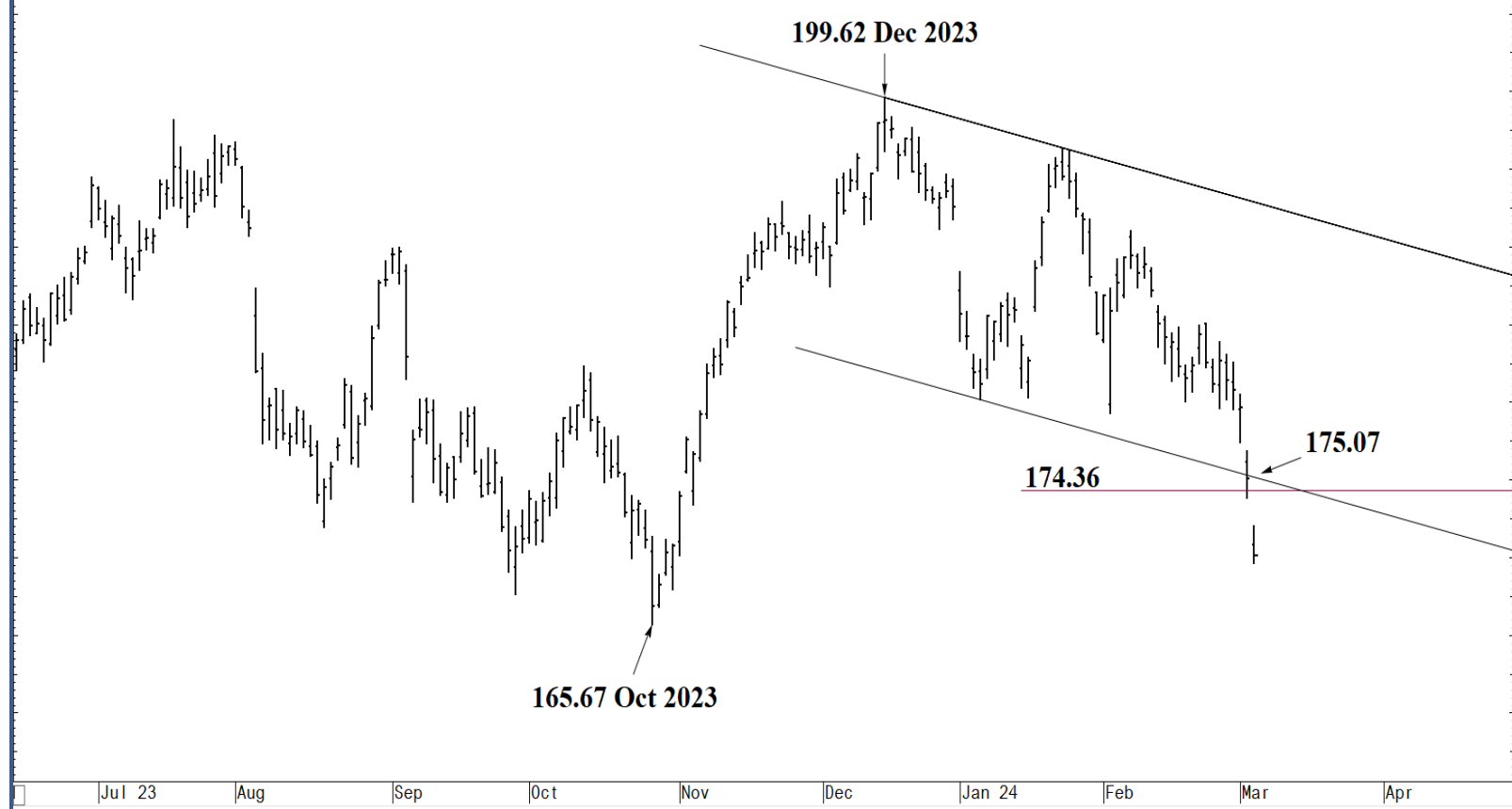
Support and Resistance

- 179.24** * session containment
- 177.38 * minor
- 176.90 * intra-day containment
- 176.15 * minor
- 175.07** *** weekly containment UP
- 174.36** *** weekly containment DP
- 173.35 * minor
- 172.44 * minor
- 172.04** * session containment
- 171.40 * minor
- 170.83 * minor
- 170.12 * minor
- 169.62 * intra-day containment
- 168.22 * minor
- 167.90 * minor
- 166.91** *** weekly containment
- 166.86** ***** Annual contain



O= 170.81
 H= 172.04
 L= 169.62
 L= 170.12
 Δ= -4.98

Apple (AAPL) daily chart



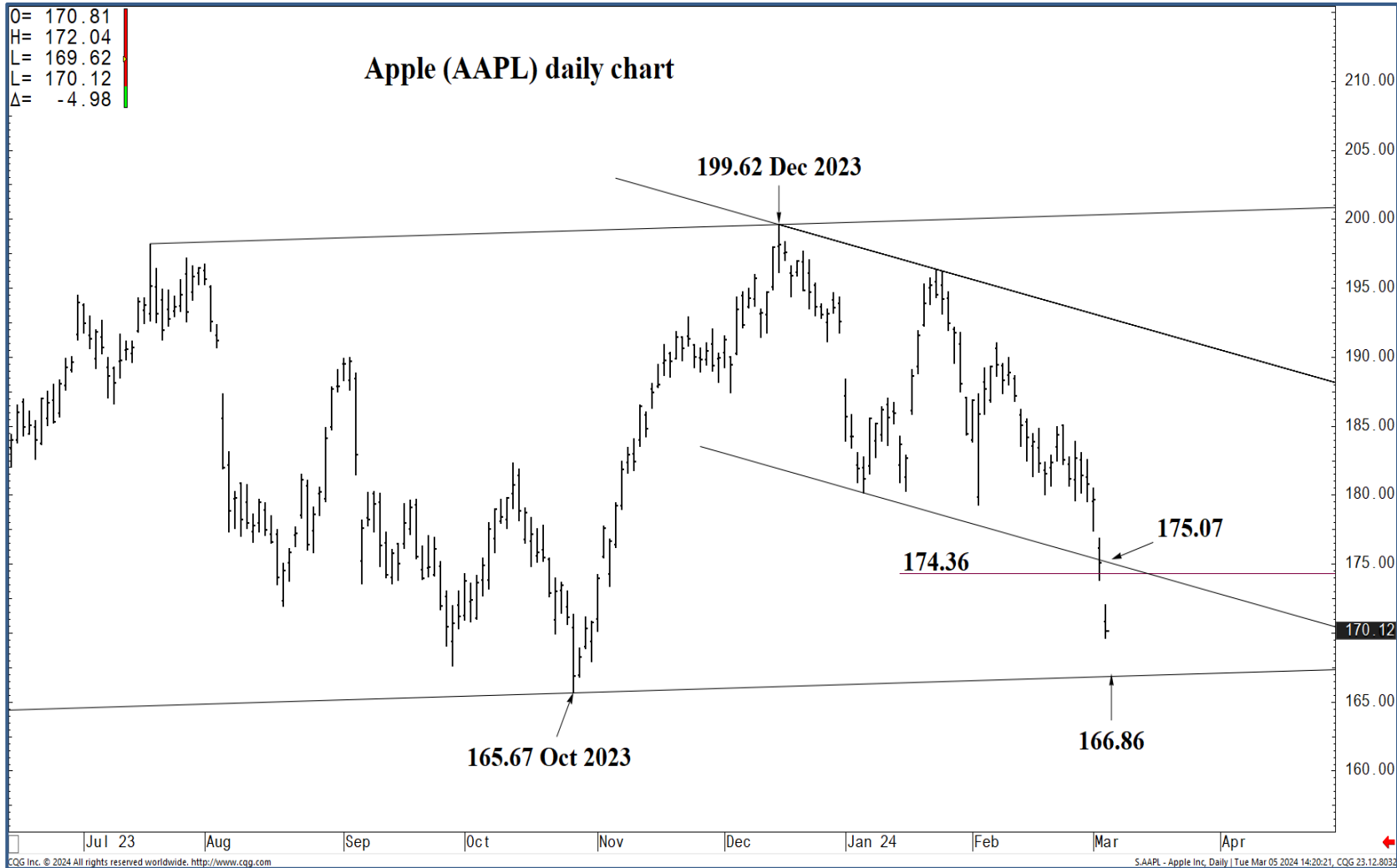
Support and Resistance

- 179.24 * session containment
- 177.38 * minor
- 176.90 * intra-day containment
- 176.15 * minor
- 175.07 *** weekly containment UP
- 174.36 *** weekly containment DP
- 173.35 * minor
- 172.44 * minor
- 172.04 * session containment
- 171.40 * minor
- 170.83 * minor
- 170.12 * minor
- 169.62 * intra-day containment
- 168.22 * minor
- 167.90 * minor
- 166.91 *** weekly containment
- 166.86 ***** Annual contain



O= 170.81
 H= 172.04
 L= 169.62
 Δ= -4.98

Apple (AAPL) daily chart



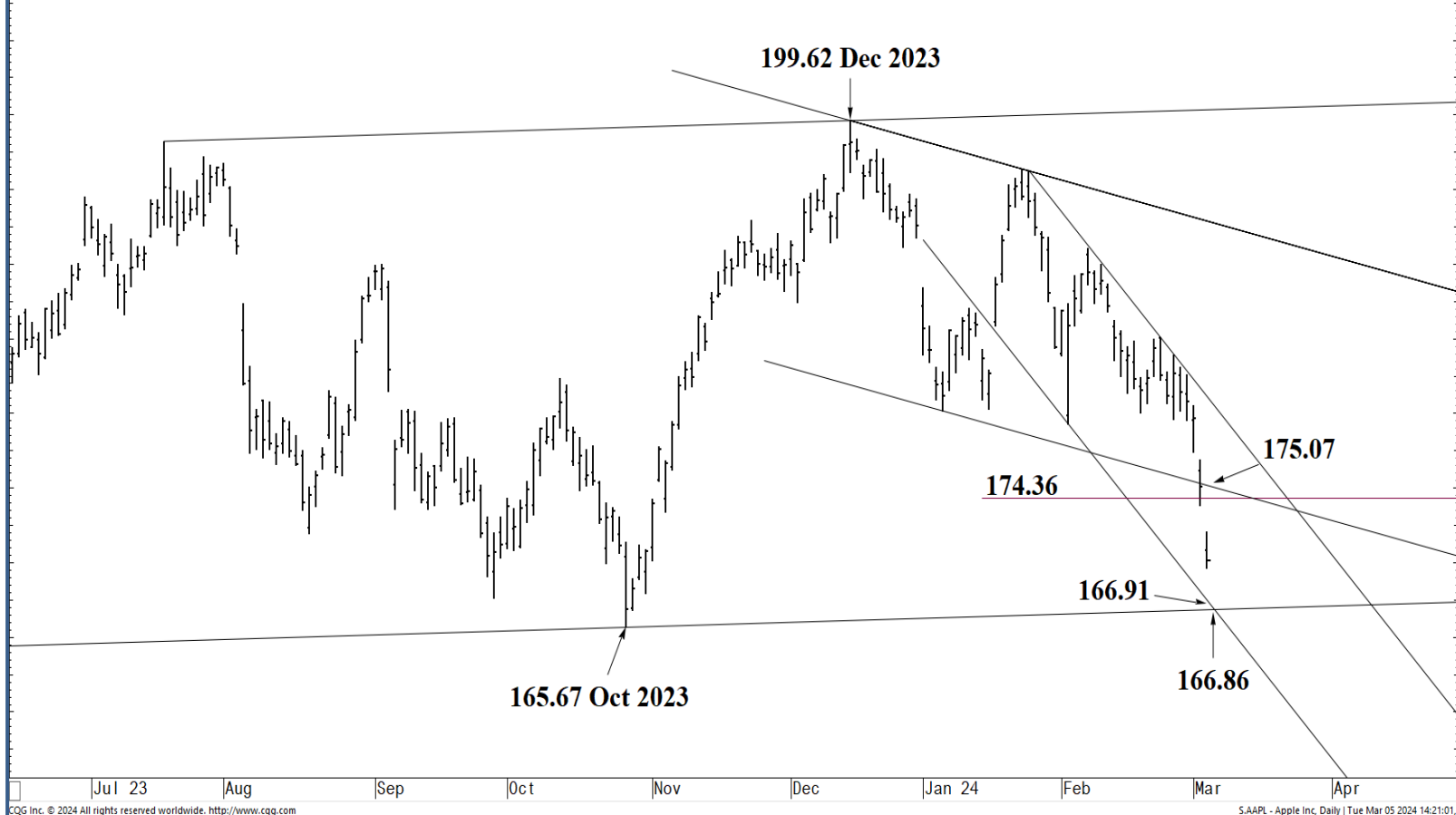
Support and Resistance

- 179.24 * session containment
- 177.38 * minor
- 176.90 * intra-day containment
- 176.15 * minor
- 175.07 *** weekly containment UP
- 174.36 *** weekly containment DP
- 173.35 * minor
- 172.44 * minor
- 172.04 * session containment
- 171.40 * minor
- 170.83 * minor
- 170.12 * minor
- 169.62 * intra-day containment
- 168.22 * minor
- 167.90 * minor
- 166.91 *** weekly containment
- 166.86 ***** Annual contain



O= 170.81
 H= 172.04
 L= 169.62
 Δ= -4.98

Apple (AAPL) daily chart



Support and Resistance

- 179.24 * session containment
- 177.38 * minor
- 176.90 * intra-day containment
- 176.15 * minor
- 175.07 *** weekly containment UP
- 174.36 *** weekly containment DP
- 173.35 * minor
- 172.44 * minor
- 172.04 * session containment
- 171.40 * minor
- 170.83 * minor
- 170.12 * minor
- 169.62 * intra-day containment
- 168.22 * minor
- 167.90 * minor
- 166.91 *** weekly containment
- 166.86 ***** Annual contain

170.12



O= 170.81
 H= 172.04
 L= 169.62
 L= 170.12
 Δ= -4.98

Apple (AAPL) daily chart

199.62 Dec 2023



Support and Resistance

- 179.24** * session containment
- 177.38 * minor
- 176.90 * intra-day containment
- 176.15 * minor
- 175.07** *** weekly containment UP
- 174.36** *** weekly containment DP
- 173.35 * minor
- 172.44 * minor
- 172.04** * session containment
- 171.40 * minor
- 170.83 * minor
- 170.12 * minor
- 169.62 * intra-day containment
- 168.22 * minor
- 167.90 * minor
- 166.91** *** weekly containment
- 166.86** ***** Annual contain

CGG Inc. © 2024 All rights reserved worldwide. <http://www.cgg.com>

S.AAPL - Apple Inc. Daily | Tue Mar 05 2024 14:25:05, CQG 23.12.8032

