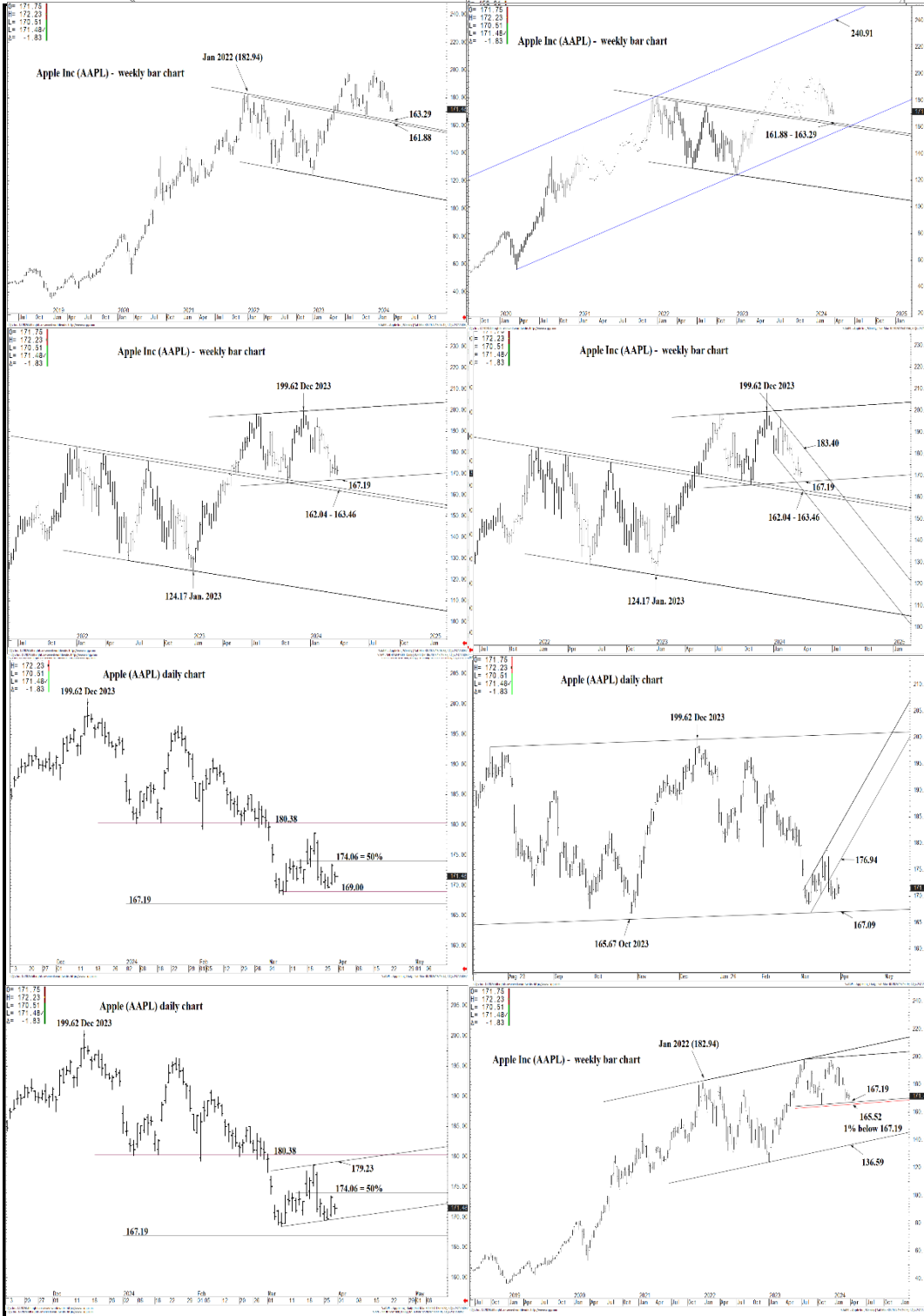




WICKED STOCKS

DIRECTIONAL CLARITY FOR THE ACTIVE INVESTOR



Support and Resistance

- 180.38 * intra-day containment
- 179.31 * minor
- 179.23 *** weekly containment UP**
- 178.06 * minor
- 176.94 * intra-day containment
- 175.15 * minor
- 174.06 * session containment DP**
- 172.70 * minor
- 171.57 * minor
- 170.98 * minor
- 169.00 * intra-day containment
- 168.49 * minor
- 167.19 **** multi-wk contain UP**
- 165.52 * (1% below 167.19)**
- 163.29 *** weekly containment**
- 161.88 *** weekly containment**

O= 171.75
H= 172.23
L= 170.51
L= 171.48✓
Δ= -1.83

Apple Inc (AAPL) - weekly bar chart



240.00
220.00
200.00
180.00
171.48
160.00
140.00
120.00
100.00
80.00
40.00

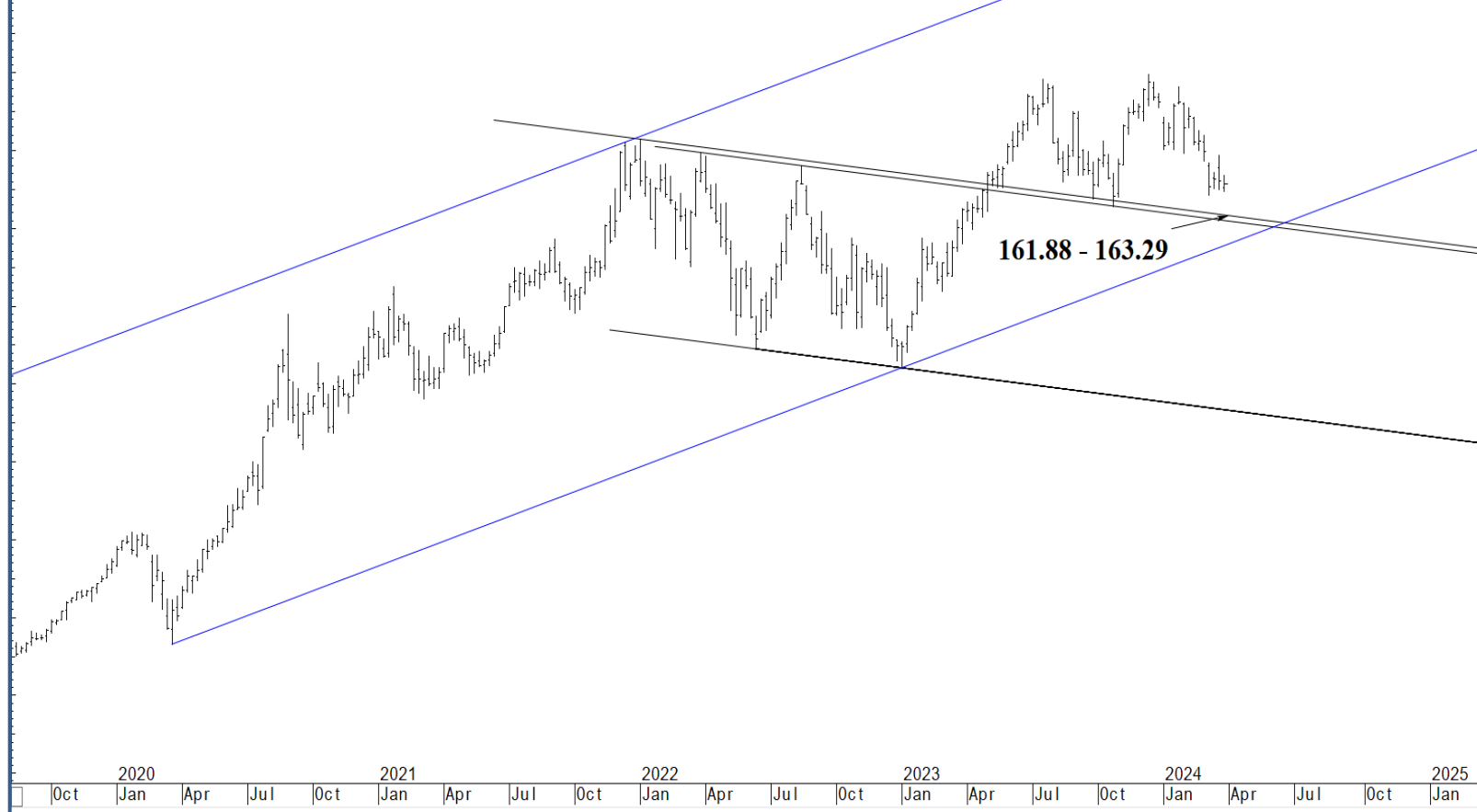
Support and Resistance

- 180.38 * intra-day containment
- 179.31 * minor
- 179.23 *** weekly containment UP**
- 178.06 * minor
- 176.94 * intra-day containment
- 175.15 * minor
- 174.06 * session containment DP**
- 172.70 * minor
- 171.57 * minor
- 170.98 * minor
- 169.00 * intra-day containment
- 168.49 * minor
- 167.19 **** multi-wk contain UP**
- 165.52 * (1% below 167.19)**
- 163.29 *** weekly containment**
- 161.88 *** weekly containment**



O= 171.75
 H= 172.23
 L= 170.51
 C= 171.48
 Δ= -1.83

Apple Inc (AAPL) - weekly bar chart



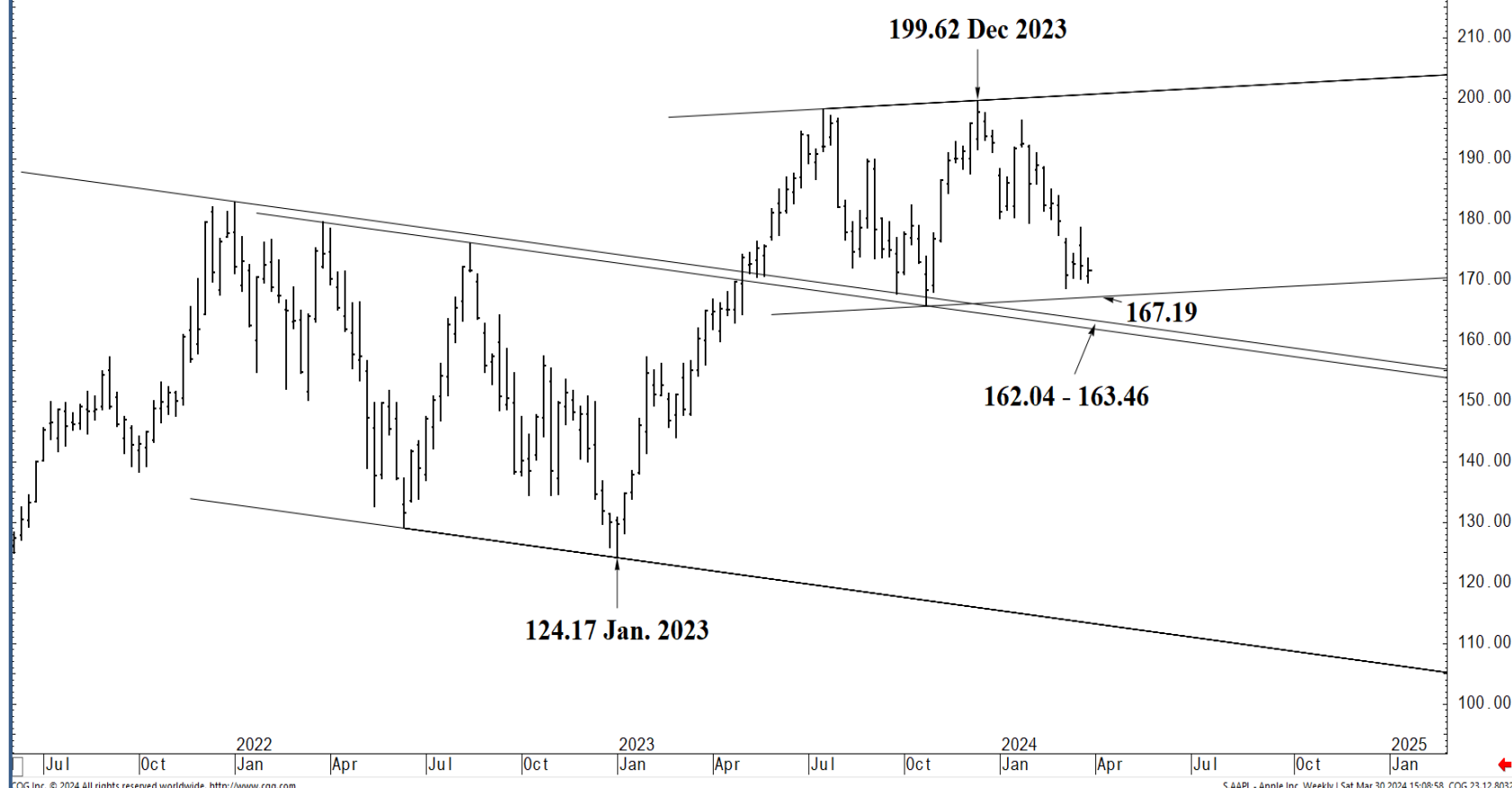
Support and Resistance

- 180.38 * intra-day containment
- 179.31 * minor
- 179.23 *** weekly containment UP**
- 178.06 * minor
- 176.94 * intra-day containment
- 175.15 * minor
- 174.06 * session containment DP**
- 172.70 * minor
- 171.57 * minor
- 170.98 * minor
- 169.00 * intra-day containment
- 168.49 * minor
- 167.19 **** multi-wk contain UP**
- 165.52 * (1% below 167.19)**
- 163.29 *** weekly containment**
- 161.88 *** weekly containment**



O= 171.75
 H= 172.23
 L= 170.51
 C= 171.48
 Δ= -1.83

Apple Inc (AAPL) - weekly bar chart



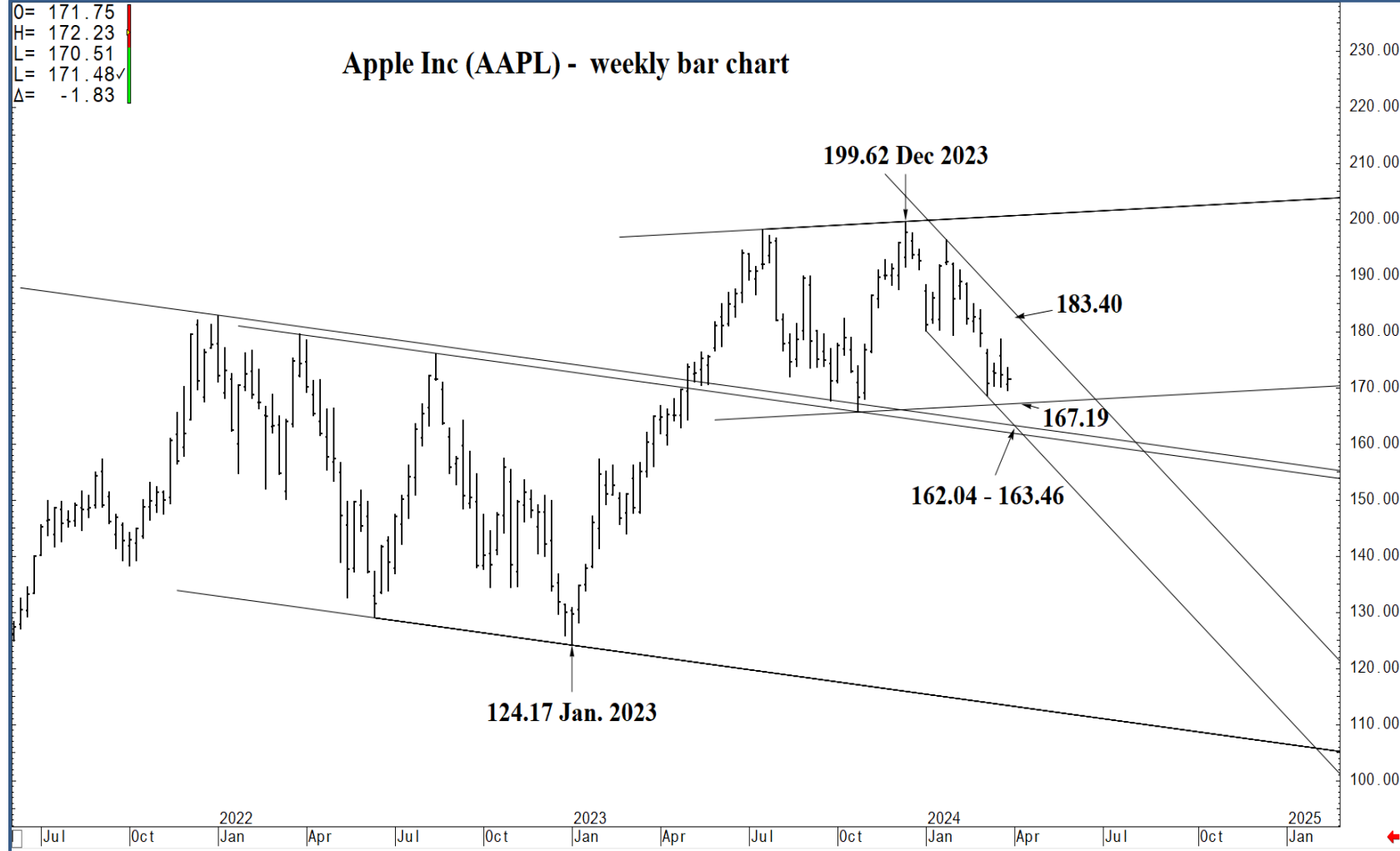
Support and Resistance

- 180.38 * intra-day containment
- 179.31 * minor
- 179.23 *** weekly containment UP**
- 178.06 * minor
- 176.94 * intra-day containment
- 175.15 * minor
- 174.06 * session containment DP**
- 172.70 * minor
- 171.57 * minor
- 170.98 * minor
- 169.00 * intra-day containment
- 168.49 * minor
- 167.19 **** multi-wk contain UP**
- 165.52 * (1% below 167.19)**
- 163.29 *** weekly containment**
- 161.88 *** weekly containment**



O= 171.75
 H= 172.23
 L= 170.51
 L= 171.48✓
 Δ= -1.83

Apple Inc (AAPL) - weekly bar chart



Support and Resistance

- 180.38 * intra-day containment
- 179.31 * minor
- 179.23 *** weekly containment UP**
- 178.06 * minor
- 176.94 * intra-day containment
- 175.15 * minor
- 174.06 * session containment DP**
- 172.70 * minor
- 171.57 * minor
- 170.98 * minor
- 169.00 * intra-day containment
- 168.49 * minor
- 167.19 **** multi-wk contain UP**
- 165.52 * (1% below 167.19)**
- 163.29 *** weekly containment**
- 161.88 *** weekly containment**



O= 171.75
H= 172.23
L= 170.51
L= 171.48✓
Δ= -1.83

Apple (AAPL) daily chart

199.62 Dec 2023



Support and Resistance

- 180.38 * intra-day containment
- 179.31 * minor
- 179.23 *** weekly containment UP**
- 178.06 * minor
- 176.94 * intra-day containment
- 175.15 * minor
- 174.06 * session containment DP**
- 172.70 * minor
- 171.57 * minor
- 170.98 * minor
- 169.00 * intra-day containment
- 168.49 * minor
- 167.19 **** multi-wk contain UP**
- 165.52 * (1% below 167.19)**
- 163.29 *** weekly containment**
- 161.88 *** weekly containment**

205.00
200.00
195.00
190.00
185.00
180.00
175.00
170.00
165.00
160.00

Dec 2023 2024 Feb Mar Apr May
3 20 27 01 11 18 26 02 08 16 22 29 01 05 12 20 26 01 11 18 25 01 08 15 22 29 01 06

COG Inc. © 2024 All rights reserved worldwide. <http://www.cog.com>

S:AAPL - Apple Inc, Daily | Sat Mar 30 2024 15:13:44, COG 23.12.8033



O= 171.75
 H= 172.23
 L= 170.51
 L= 171.48✓
 Δ= -1.83

Apple (AAPL) daily chart

199.62 Dec 2023

165.67 Oct 2023

176.94

167.09

210.00
 205.00
 200.00
 195.00
 190.00
 185.00
 180.00
 175.00
 171.48
 170.00
 165.00
 160.00

Support and Resistance

- 180.38 * intra-day containment
- 179.31 * minor
- 179.23 *** weekly containment UP**
- 178.06 * minor
- 176.94 * intra-day containment
- 175.15 * minor
- 174.06 * session containment DP**
- 172.70 * minor
- 171.57 * minor
- 170.98 * minor
- 169.00 * intra-day containment
- 168.49 * minor
- 167.19 **** multi-wk contain UP**
- 165.52 * (1% below 167.19)**
- 163.29 *** weekly containment**
- 161.88 *** weekly containment**

Aug 23 | Sep | Oct | Nov | Dec | Jan 24 | Feb | Mar | Apr | May



O= 171.75
 H= 172.23
 L= 170.51
 C= 171.48
 Δ= -1.83

Apple (AAPL) daily chart

199.62 Dec 2023



Support and Resistance

- 180.38 * intra-day containment
- 179.31 * minor
- 179.23 *** weekly containment UP**
- 178.06 * minor
- 176.94 * intra-day containment
- 175.15 * minor
- 174.06 * session containment DP**
- 172.70 * minor
- 171.57 * minor
- 170.98 * minor
- 169.00 * intra-day containment
- 168.49 * minor
- 167.19 **** multi-wk contain UP**
- 165.52 * (1% below 167.19)**
- 163.29 *** weekly containment**
- 161.88 *** weekly containment**



O= 171.75
 H= 172.23
 L= 170.51
 C= 171.48
 Δ= -1.83

Apple Inc (AAPL) - weekly bar chart



Support and Resistance

- 180.38 * intra-day containment
- 179.31 * minor
- 179.23 *** weekly containment UP**
- 178.06 * minor
- 176.94 * intra-day containment
- 175.15 * minor
- 174.06 * session containment DP**
- 172.70 * minor
- 171.57 * minor
- 170.98 * minor
- 169.00 * intra-day containment
- 168.49 * minor
- 167.19 **** multi-wk contain UP**
- 165.52 * (1% below 167.19)**
- 163.29 *** weekly containment**
- 161.88 *** weekly containment**

