



WICKED STOCKS

DIRECTIONAL CLARITY FOR THE ACTIVE INVESTOR



Support and Resistance

- 180.38 * intra-day containment
- 179.57 * minor
- 179.15 *** weekly containment UP**
- 178.06 * minor
- 177.04 * minor
- 176.27 * intra-day containment
- 175.15 * minor
- 174.06 * session containment DP**
- 172.70 * minor
- 171.23 * minor
- 170.69 * minor
- 169.00 * intra-day containment
- 168.49 * minor
- 167.13 **** multi-wk contain UP**
- 165.45 * (1% below 167.13)**
- 163.46 *** weekly containment**
- 162.04 *** weekly containment**

O= 170.41
H= 173.60
L= 170.11
C= 173.31
Δ= +3.60

Apple Inc (AAPL) - weekly bar chart



Support and Resistance

- 180.38 * intra-day containment
- 179.57 * minor
- 179.15 *** weekly containment UP**
- 178.06 * minor
- 177.04 * minor
- 176.27 * intra-day containment
- 175.15 * minor
- 174.06 * session containment DP**
- 172.70 * minor
- 171.23 * minor
- 170.69 * minor
- 169.00 * intra-day containment
- 168.49 * minor
- 167.13 **** multi-wk contain UP**
- 165.45 * (1% below 167.13)**
- 163.46 *** weekly containment**
- 162.04 *** weekly containment**



O= 170.41
H= 173.60
L= 170.11
C= 173.31
Δ= +3.60

Apple Inc (AAPL) - weekly bar chart



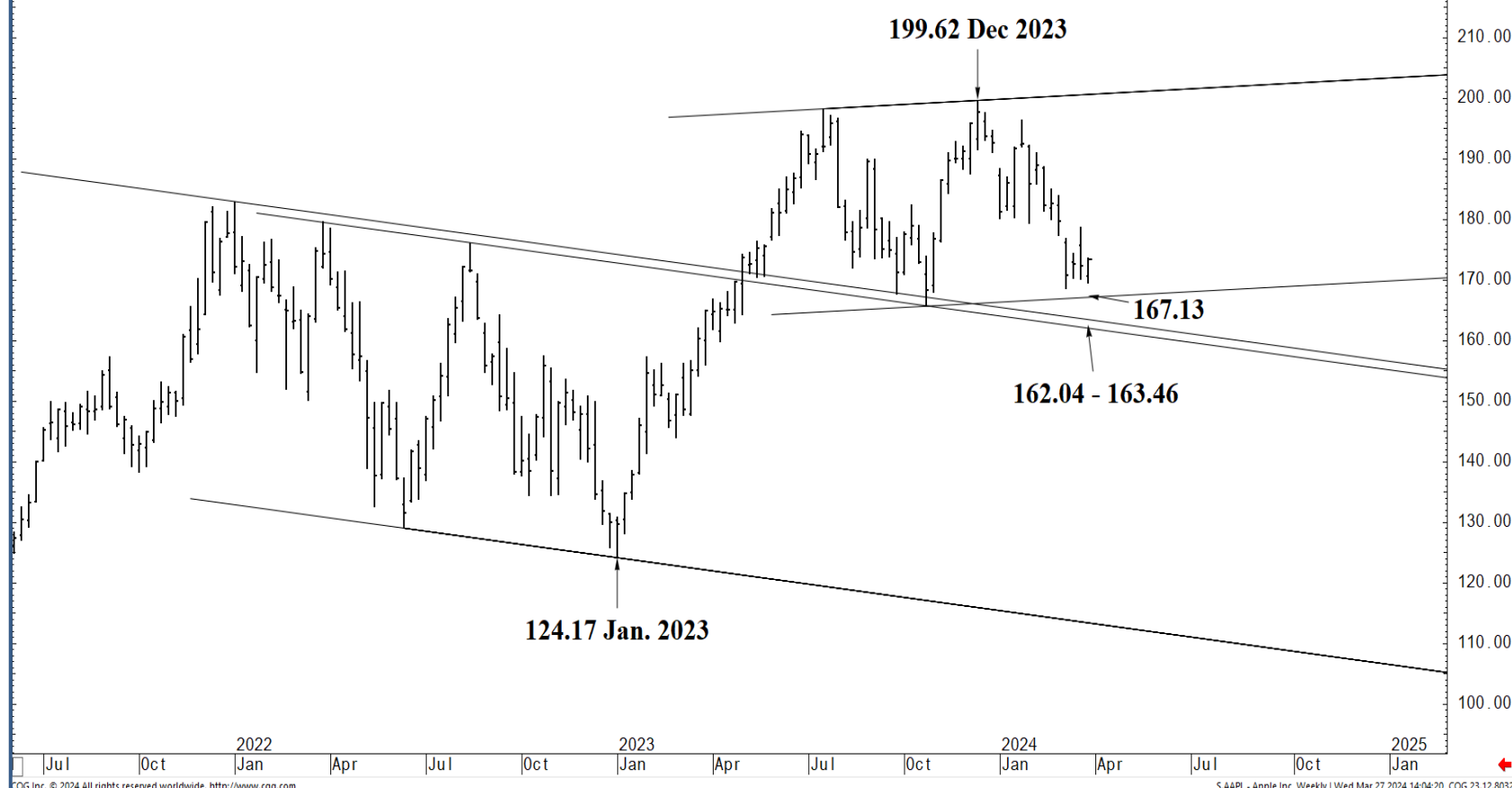
Support and Resistance

- 180.38 * intra-day containment
- 179.57 * minor
- 179.15 *** weekly containment UP**
- 178.06 * minor
- 177.04 * minor
- 176.27 * intra-day containment
- 175.15 * minor
- 174.06 * session containment DP**
- 172.70 * minor
- 171.23 * minor
- 170.69 * minor
- 169.00 * intra-day containment
- 168.49 * minor
- 167.13 **** multi-wk contain UP**
- 165.45 * (1% below 167.13)**
- 163.46 *** weekly containment**
- 162.04 *** weekly containment**



O= 170.41
 H= 173.60
 L= 170.11
 C= 173.31
 Δ= +3.60

Apple Inc (AAPL) - weekly bar chart



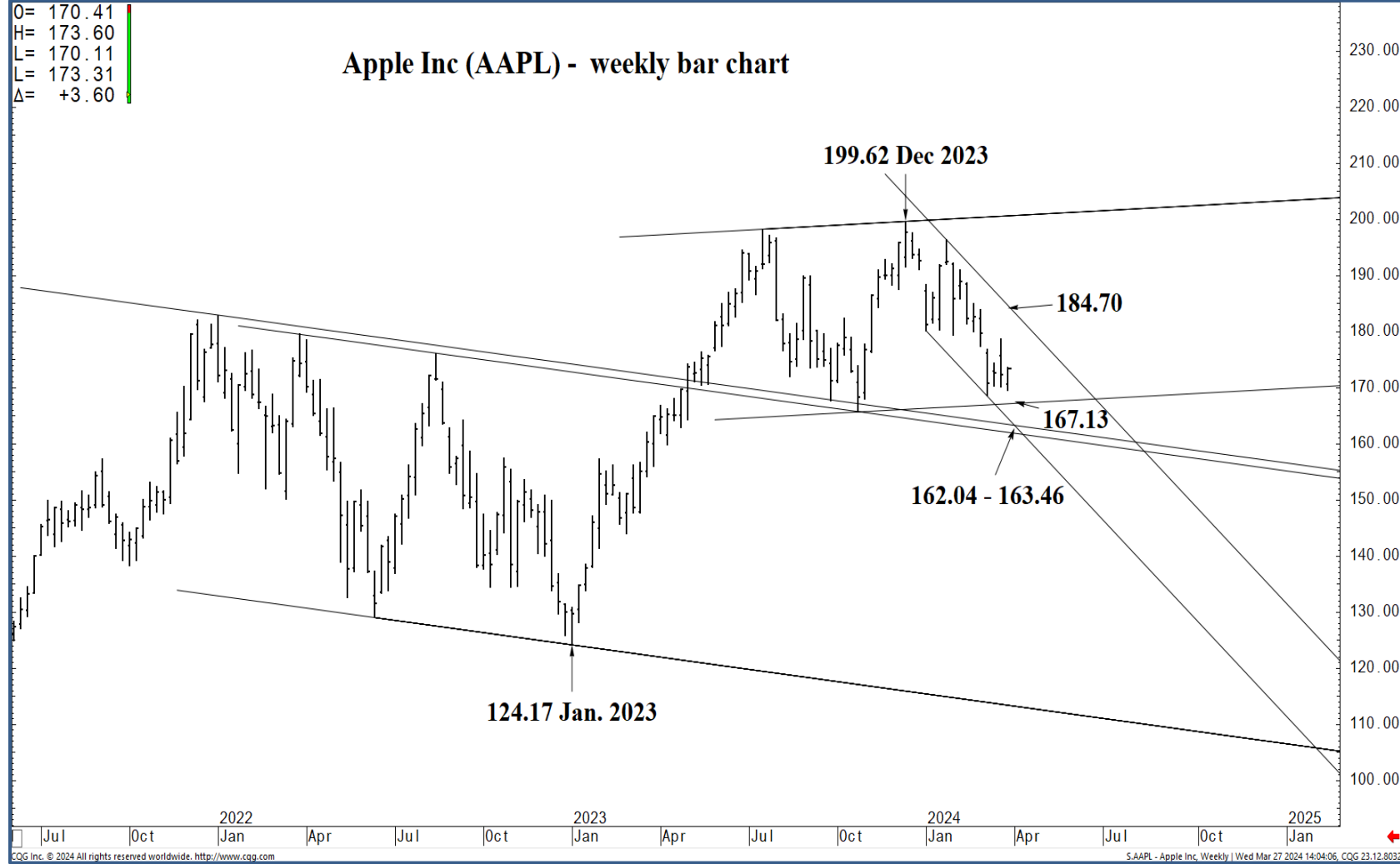
Support and Resistance

- 180.38 * intra-day containment
- 179.57 * minor
- 179.15 *** weekly containment UP**
- 178.06 * minor
- 177.04 * minor
- 176.27 * intra-day containment
- 175.15 * minor
- 174.06 * session containment DP**
- 172.70 * minor
- 171.23 * minor
- 170.69 * minor
- 169.00 * intra-day containment
- 168.49 * minor
- 167.13 **** multi-wk contain UP**
- 165.45 * (1% below 167.13)**
- 163.46 *** weekly containment**
- 162.04 *** weekly containment**



O= 170.41
 H= 173.60
 L= 170.11
 L= 173.31
 Δ= +3.60

Apple Inc (AAPL) - weekly bar chart



Support and Resistance

- 180.38 * intra-day containment
- 179.57 * minor
- 179.15 *** weekly containment UP**
- 178.06 * minor
- 177.04 * minor
- 176.27 * intra-day containment
- 175.15 * minor
- 174.06 * session containment DP**
- 172.70 * minor
- 171.23 * minor
- 170.69 * minor
- 169.00 * intra-day containment
- 168.49 * minor
- 167.13 **** multi-wk contain UP**
- 165.45 * (1% below 167.13)**
- 163.46 *** weekly containment**
- 162.04 *** weekly containment**



O= 170.41
 H= 173.60
 L= 170.11
 L= 173.31
 Δ= +3.60

Apple (AAPL) daily chart

199.62 Dec 2023



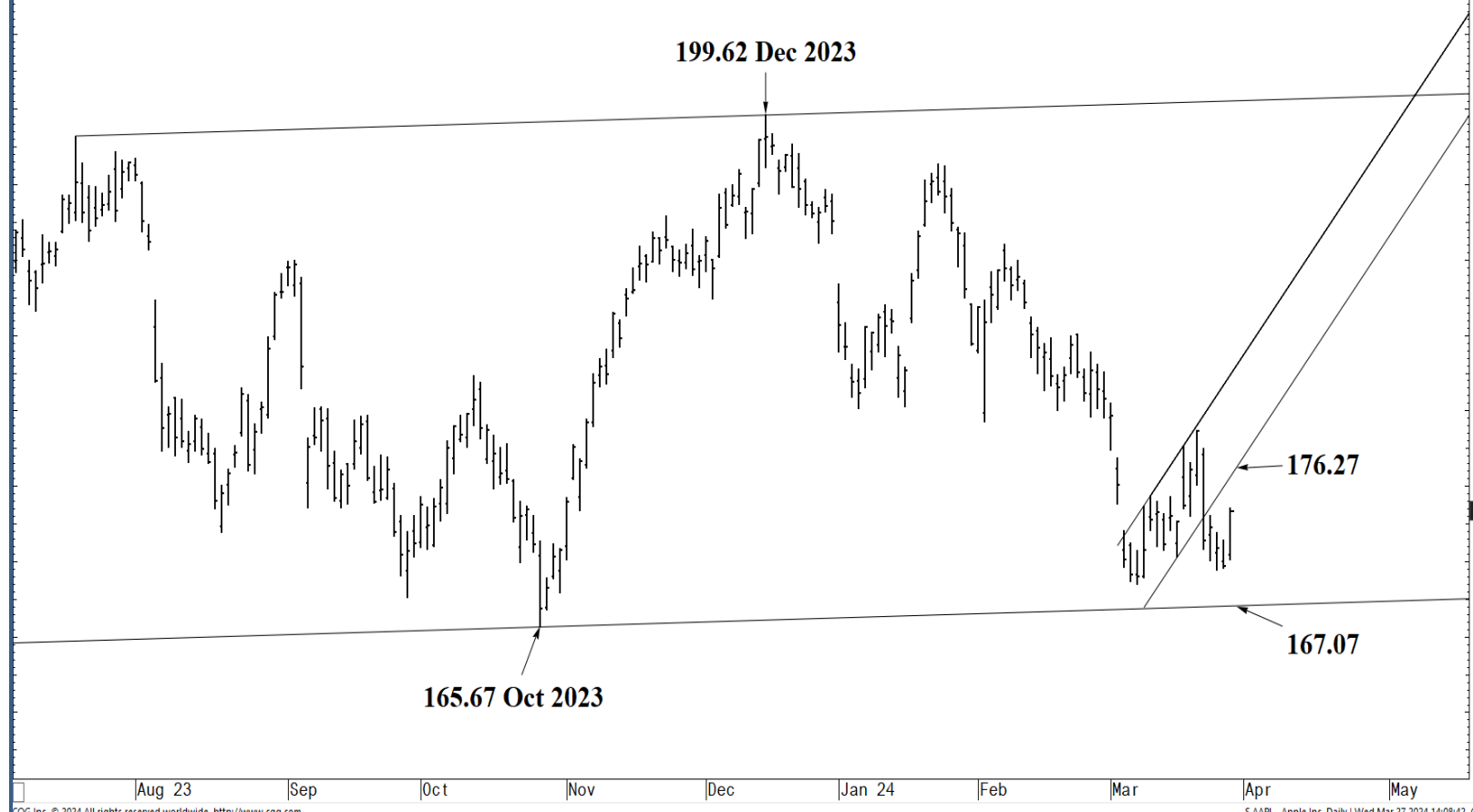
Support and Resistance

- 180.38 * intra-day containment
- 179.57 * minor
- 179.15 *** weekly containment UP**
- 178.06 * minor
- 177.04 * minor
- 176.27 * intra-day containment
- 175.15 * minor
- 174.06 * session containment DP**
- 172.70 * minor
- 171.23 * minor
- 170.69 * minor
- 169.00 * intra-day containment
- 168.49 * minor
- 167.13 **** multi-wk contain UP**
- 165.45 * (1% below 167.13)**
- 163.46 *** weekly containment**
- 162.04 *** weekly containment**



O= 170.41
 H= 173.60
 L= 170.11
 L= 173.31
 Δ= +3.60

Apple (AAPL) daily chart



Support and Resistance

- 210.00 180.38 * intra-day containment
- 179.57 * minor
- 205.00 **179.15 *** weekly containment UP**
- 178.06 * minor
- 177.04 * minor
- 176.27 * intra-day containment
- 175.15 * minor
- 174.06 * **session containment DP**
- 172.70 * minor
- 171.23 * minor
- 170.69 * minor
- 169.00 * intra-day containment
- 168.49 * minor
- 180.00 **167.13 **** multi-wk contain UP**
- 165.45 * (1% below 167.13)**
- 175.00 **163.46 *** weekly containment**
- 173.31** **162.04 *** weekly containment**



O= 170.41
 H= 173.60
 L= 170.11
 C= 173.31
 Δ= +3.60

Apple (AAPL) daily chart

199.62 Dec 2023



Support and Resistance

- 180.38 * intra-day containment
- 179.57 * minor
- 179.15 *** weekly containment UP**
- 178.06 * minor
- 177.04 * minor
- 176.27 * intra-day containment
- 175.15 * minor
- 174.06 * session containment DP**
- 172.70 * minor
- 171.23 * minor
- 170.69 * minor
- 169.00 * intra-day containment
- 168.49 * minor
- 167.13 **** multi-wk contain UP**
- 165.45 * (1% below 167.13)**
- 163.46 *** weekly containment**
- 162.04 *** weekly containment**



O= 170.41
 H= 173.60
 L= 170.11
 C= 173.31
 Δ= +3.60

Apple Inc (AAPL) - weekly bar chart



Support and Resistance

- 180.38 * intra-day containment
- 179.57 * minor
- 179.15 *** weekly containment UP**
- 178.06 * minor
- 177.04 * minor
- 176.27 * intra-day containment
- 175.15 * minor
- 174.06 * session containment DP**
- 172.70 * minor
- 171.23 * minor
- 170.69 * minor
- 169.00 * intra-day containment
- 168.49 * minor
- 167.13 **** multi-wk contain UP**
- 165.45 * (1% below 167.13)**
- 163.46 *** weekly containment**
- 162.04 *** weekly containment**

