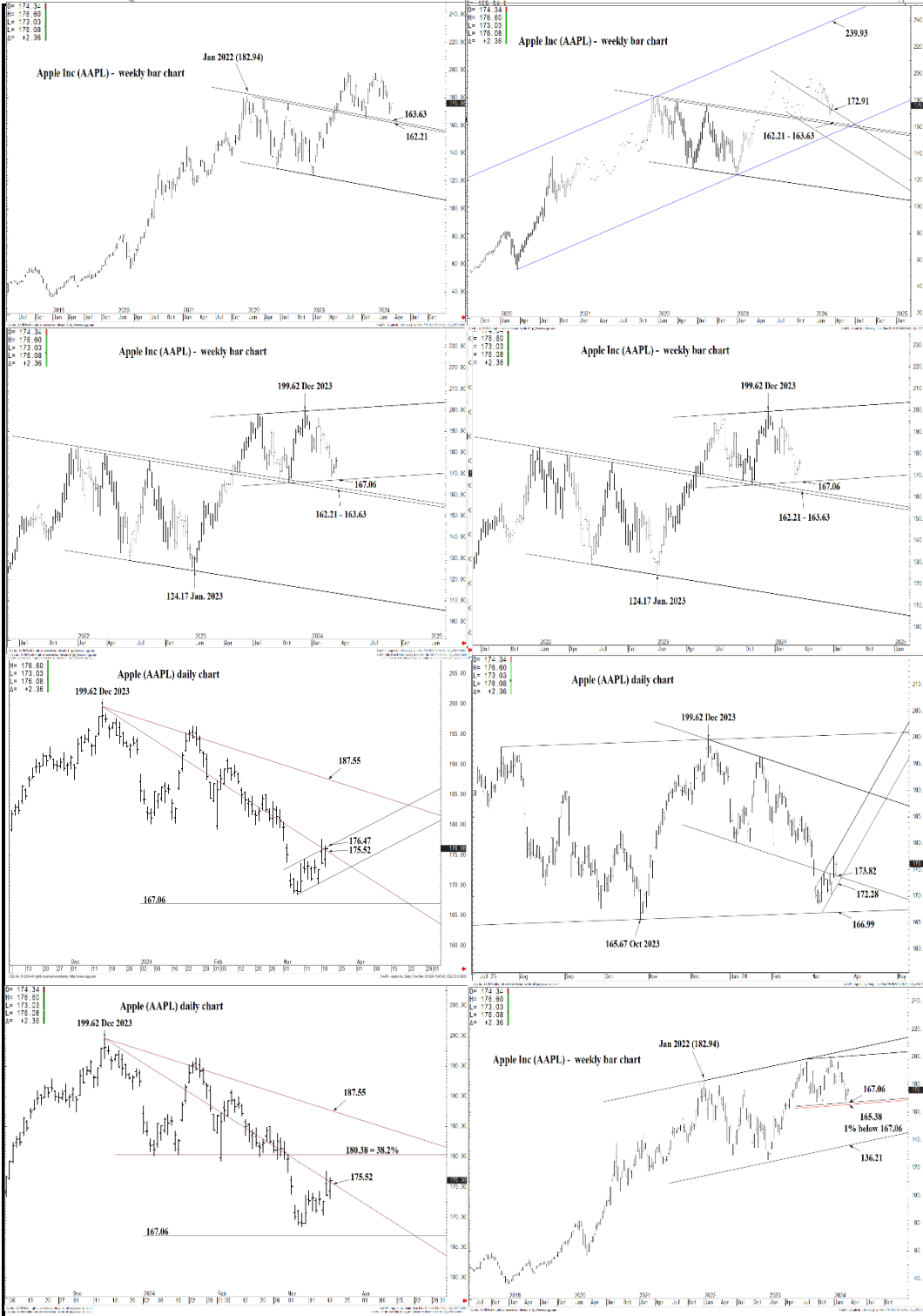




# WICKED STOCKS

DIRECTIONAL CLARITY FOR THE ACTIVE INVESTOR



## Support and Resistance

- 180.38** \* session containment
- 179.25 \* minor
- 178.72 \* minor
- 177.62 \* intra-day containment
- 177.38 \* minor
- 176.47** \* session containment UP
- 175.52** \*\*\*\* multi-wk contain
- 174.23 \* minor
- 173.82 \* intra-day containment
- 172.91 \* minor
- 172.28** \* session containment DP
- 170.73 \* minor
- 170.12 \* minor
- 169.00 \* minor
- 168.22 \* minor
- 167.90 \* minor
- 167.06** \*\*\*\* multi-wk contain UP
- 165.38** \* 1% below 167.06

O= 174.34  
 H= 176.60  
 L= 173.03  
 L= 176.08  
 Δ= +2.36

### Apple Inc (AAPL) - weekly bar chart



### Support and Resistance

- 180.38** \* session containment
- 179.25 \* minor
- 178.72 \* minor
- 177.62 \* intra-day containment
- 177.38 \* minor
- 176.47** \* session containment UP
- 175.52** \*\*\*\* multi-wk contain
- 174.23 \* minor
- 173.82 \* intra-day containment
- 172.91 \* minor
- 172.28** \* session containment DP
- 170.73 \* minor
- 170.12 \* minor
- 169.00 \* minor
- 168.22 \* minor
- 167.90 \* minor
- 167.06** \*\*\*\* multi-wk contain UP
- 165.38** \* 1% below 167.06



O= 174.34  
 H= 176.60  
 L= 173.03  
 C= 176.08  
 Δ= +2.36

### Apple Inc (AAPL) - weekly bar chart



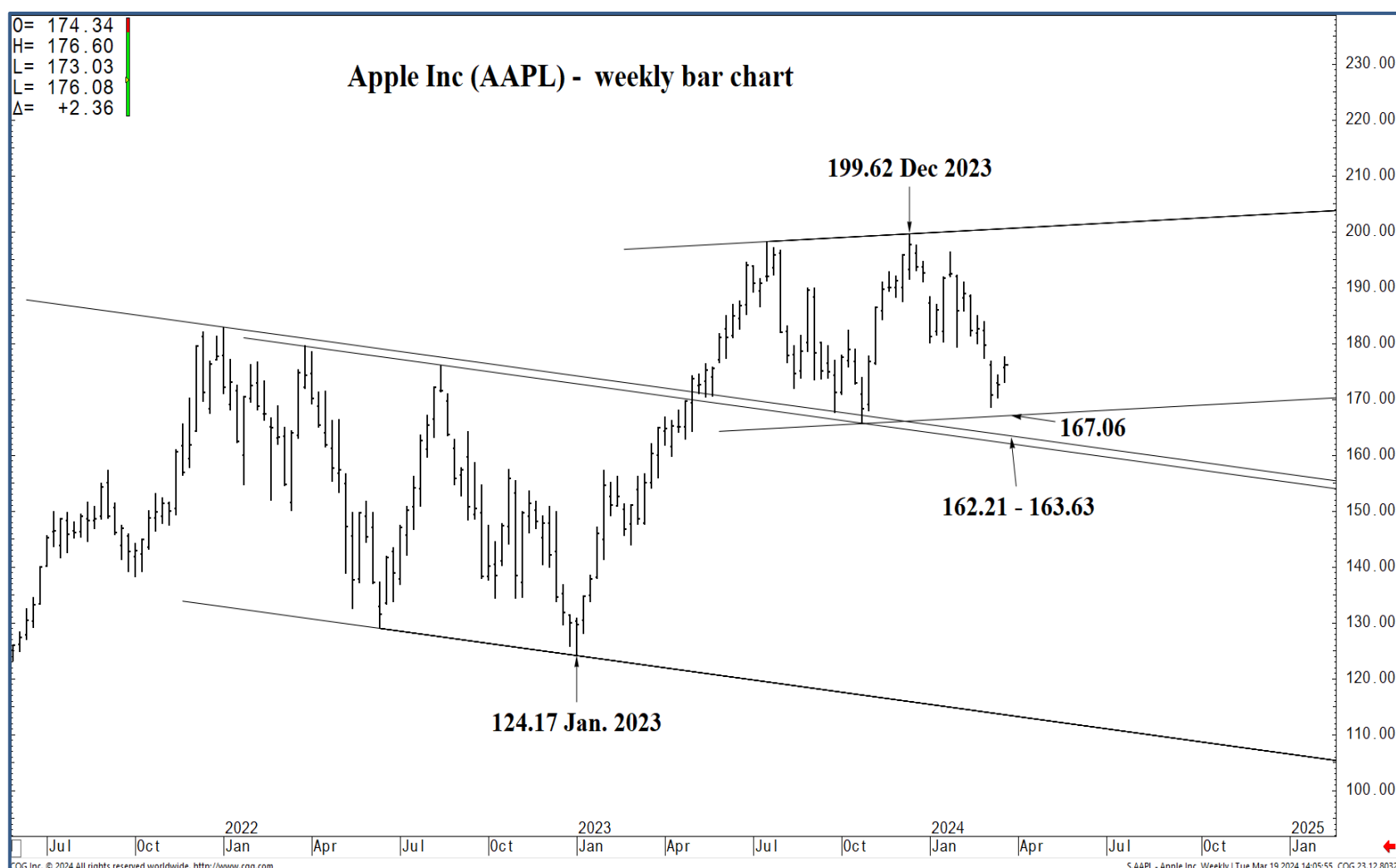
### Support and Resistance

- 180.38** \* session containment
- 179.25 \* minor
- 178.72 \* minor
- 177.62 \* intra-day containment
- 177.38 \* minor
- 176.47** \* session containment UP
- 175.52** \*\*\*\* multi-wk contain
- 174.23 \* minor
- 173.82 \* intra-day containment
- 172.91 \* minor
- 172.28** \* session containment DP
- 170.73 \* minor
- 170.12 \* minor
- 169.00 \* minor
- 168.22 \* minor
- 167.90 \* minor
- 167.06** \*\*\*\* multi-wk contain UP
- 165.38** \* 1% below 167.06



O= 174.34  
 H= 176.60  
 L= 173.03  
 L= 176.08  
 Δ= +2.36

# Apple Inc (AAPL) - weekly bar chart



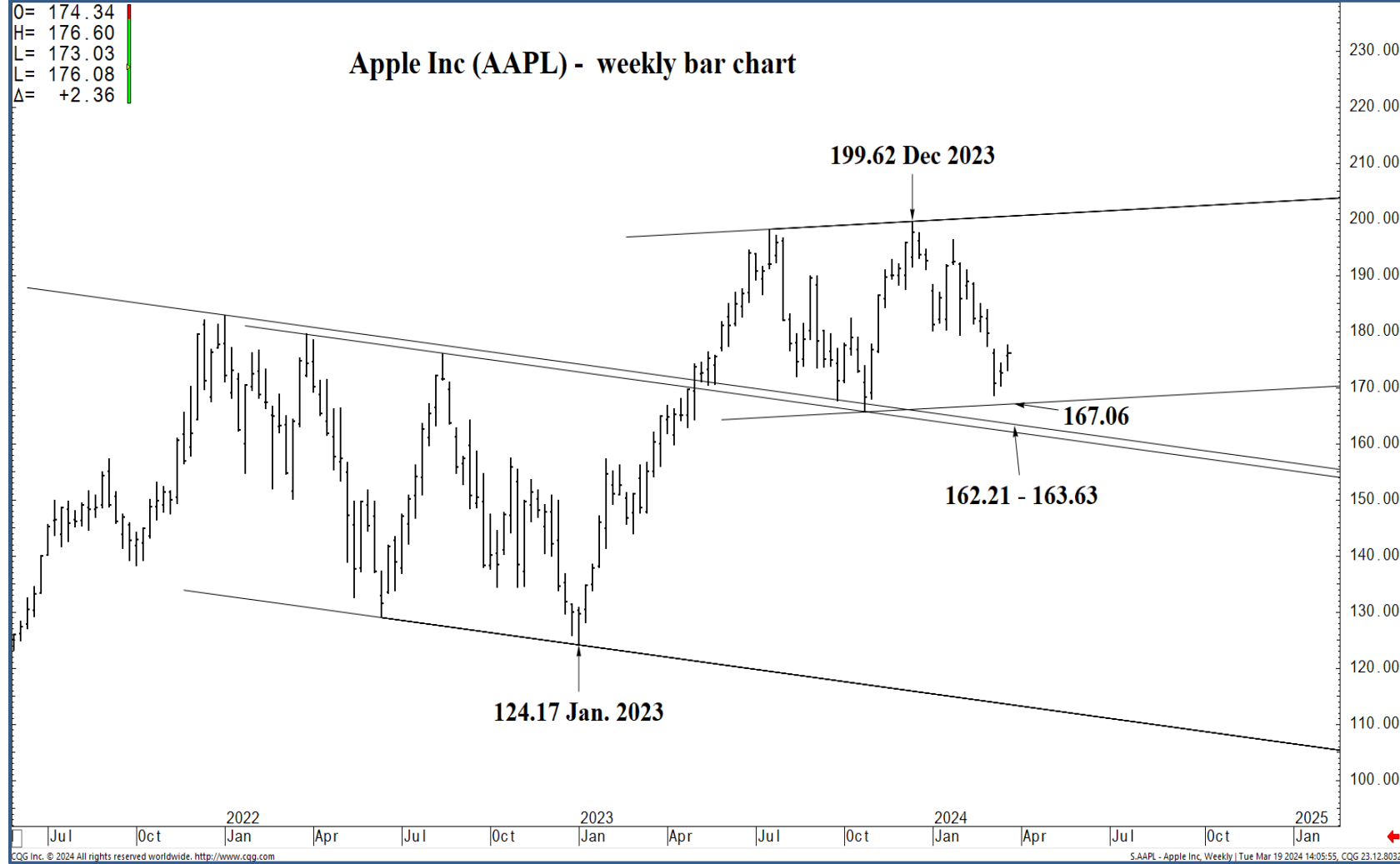
## Support and Resistance

- 180.38** \* session containment
- 179.25 \* minor
- 178.72 \* minor
- 177.62 \* intra-day containment
- 177.38 \* minor
- 176.47** \* session containment UP
- 175.52** \*\*\*\* multi-wk contain
- 174.23 \* minor
- 173.82 \* intra-day containment
- 172.91 \* minor
- 172.28** \* session containment DP
- 170.73 \* minor
- 170.12 \* minor
- 169.00 \* minor
- 168.22 \* minor
- 167.90 \* minor
- 167.06** \*\*\*\* multi-wk contain UP
- 165.38** \* 1% below 167.06



O= 174.34  
 H= 176.60  
 L= 173.03  
 L= 176.08  
 Δ= +2.36

# Apple Inc (AAPL) - weekly bar chart



## Support and Resistance

- 180.38** \* session containment
- 179.25 \* minor
- 178.72 \* minor
- 177.62 \* intra-day containment
- 177.38 \* minor
- 176.47** \* session containment UP
- 175.52** \*\*\*\* multi-wk contain
- 174.23 \* minor
- 173.82 \* intra-day containment
- 172.91 \* minor
- 172.28** \* session containment DP
- 170.73 \* minor
- 170.12 \* minor
- 169.00 \* minor
- 168.22 \* minor
- 167.90 \* minor
- 167.06** \*\*\*\* multi-wk contain UP
- 165.38** \* 1% below 167.06

CGG Inc. © 2024 All rights reserved worldwide. <http://www.cgg.com>

S:AAPL - Apple Inc Weekly | Tue Mar 19 2024 14:05:55, CQG 23.12.8032



O= 174.34  
 H= 176.60  
 L= 173.03  
 L= 176.08  
 Δ= +2.36

# Apple (AAPL) daily chart

199.62 Dec 2023



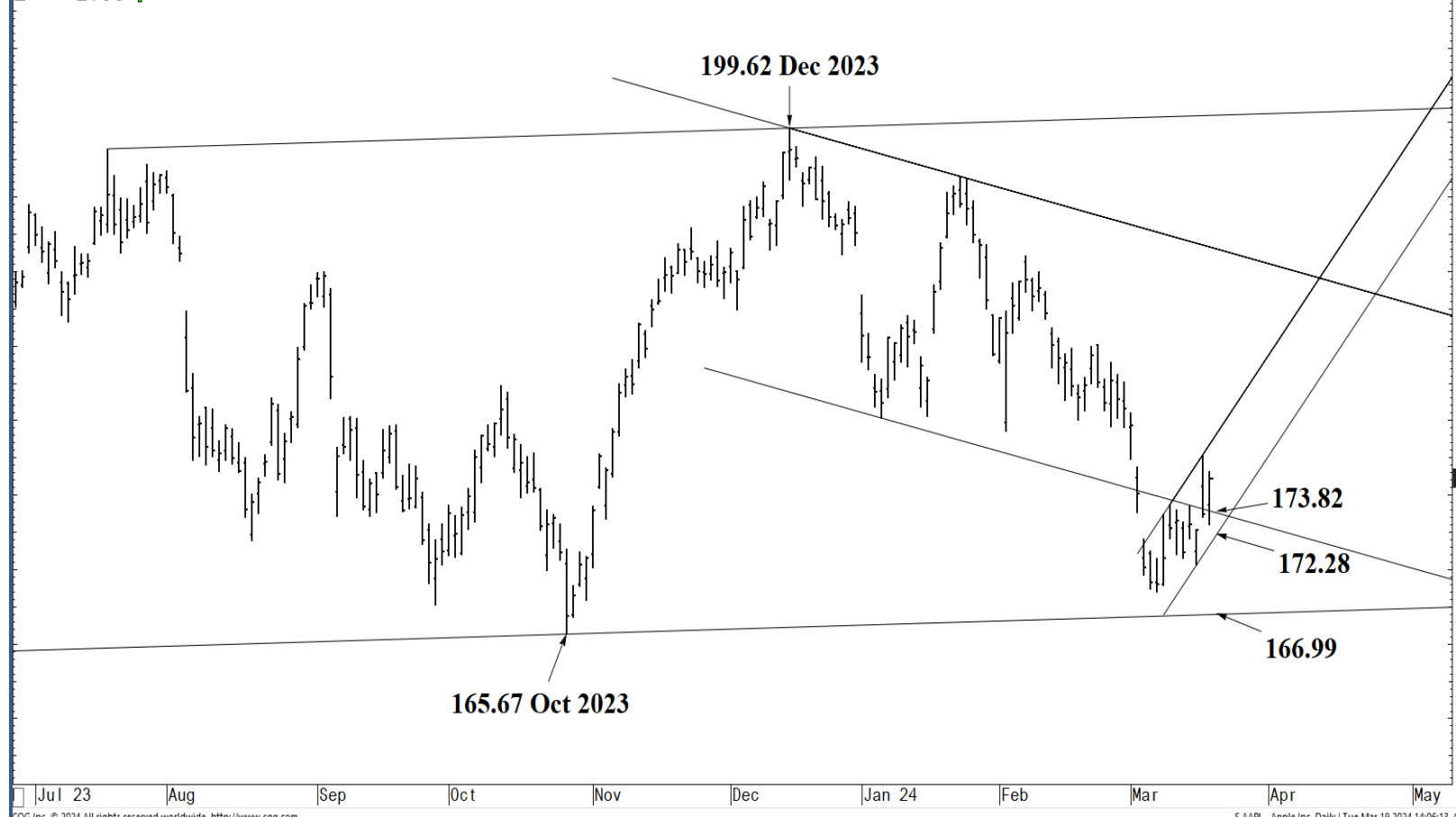
## Support and Resistance

- 180.38** \* session containment
- 179.25 \* minor
- 178.72 \* minor
- 177.62 \* intra-day containment
- 177.38 \* minor
- 176.47** \* session containment UP
- 175.52** \*\*\*\* multi-wk contain
- 174.23 \* minor
- 173.82 \* intra-day containment
- 172.91 \* minor
- 172.28** \* session containment DP
- 170.73 \* minor
- 170.12 \* minor
- 169.00 \* minor
- 168.22 \* minor
- 167.90 \* minor
- 167.06** \*\*\*\* multi-wk contain UP
- 165.38** \* 1% below 167.06



O= 174.34  
 H= 176.60  
 L= 173.03  
 C= 176.08  
 Δ= +2.36

# Apple (AAPL) daily chart



## Support and Resistance

- 180.38** \* session containment
- 179.25 \* minor
- 178.72 \* minor
- 177.62 \* intra-day containment
- 177.38 \* minor
- 176.47** \* session containment UP
- 175.52** \*\*\*\* multi-wk contain
- 174.23 \* minor
- 173.82 \* intra-day containment
- 172.91 \* minor
- 172.28** \* session containment DP
- 170.73 \* minor
- 170.12 \* minor
- 169.00 \* minor
- 168.22 \* minor
- 167.90 \* minor
- 167.06** \*\*\*\* multi-wk contain UP
- 165.38** \* 1% below 167.06

Jul 23 | Aug | Sep | Oct | Nov | Dec | Jan 24 | Feb | Mar | Apr | May



O= 174.34  
 H= 176.60  
 L= 173.03  
 C= 176.08  
 Δ= +2.36

## Apple (AAPL) daily chart

199.62 Dec 2023



### Support and Resistance

- 180.38** \* session containment
- 179.25 \* minor
- 178.72 \* minor
- 177.62 \* intra-day containment
- 177.38 \* minor
- 176.47** \* session containment UP
- 175.52** \*\*\*\* multi-wk contain
- 174.23 \* minor
- 173.82 \* intra-day containment
- 172.91 \* minor
- 172.28** \* session containment DP
- 170.73 \* minor
- 170.12 \* minor
- 169.00 \* minor
- 168.22 \* minor
- 167.90 \* minor
- 167.06** \*\*\*\* multi-wk contain UP
- 165.38** \* 1% below 167.06





O= 174.34  
 H= 176.60  
 L= 173.03  
 C= 176.08  
 Δ= +2.36

### Apple Inc (AAPL) - weekly bar chart



### Support and Resistance

- 180.38** \* session containment
- 179.25 \* minor
- 178.72 \* minor
- 177.62 \* intra-day containment
- 177.38 \* minor
- 176.47** \* session containment UP
- 175.52** \*\*\*\* multi-wk contain
- 174.23 \* minor
- 173.82 \* intra-day containment
- 172.91 \* minor
- 172.28** \* session containment DP
- 170.73 \* minor
- 170.12 \* minor
- 169.00 \* minor
- 168.22 \* minor
- 167.90 \* minor
- 167.06** \*\*\*\* multi-wk contain UP
- 165.38** \* 1% below 167.06

