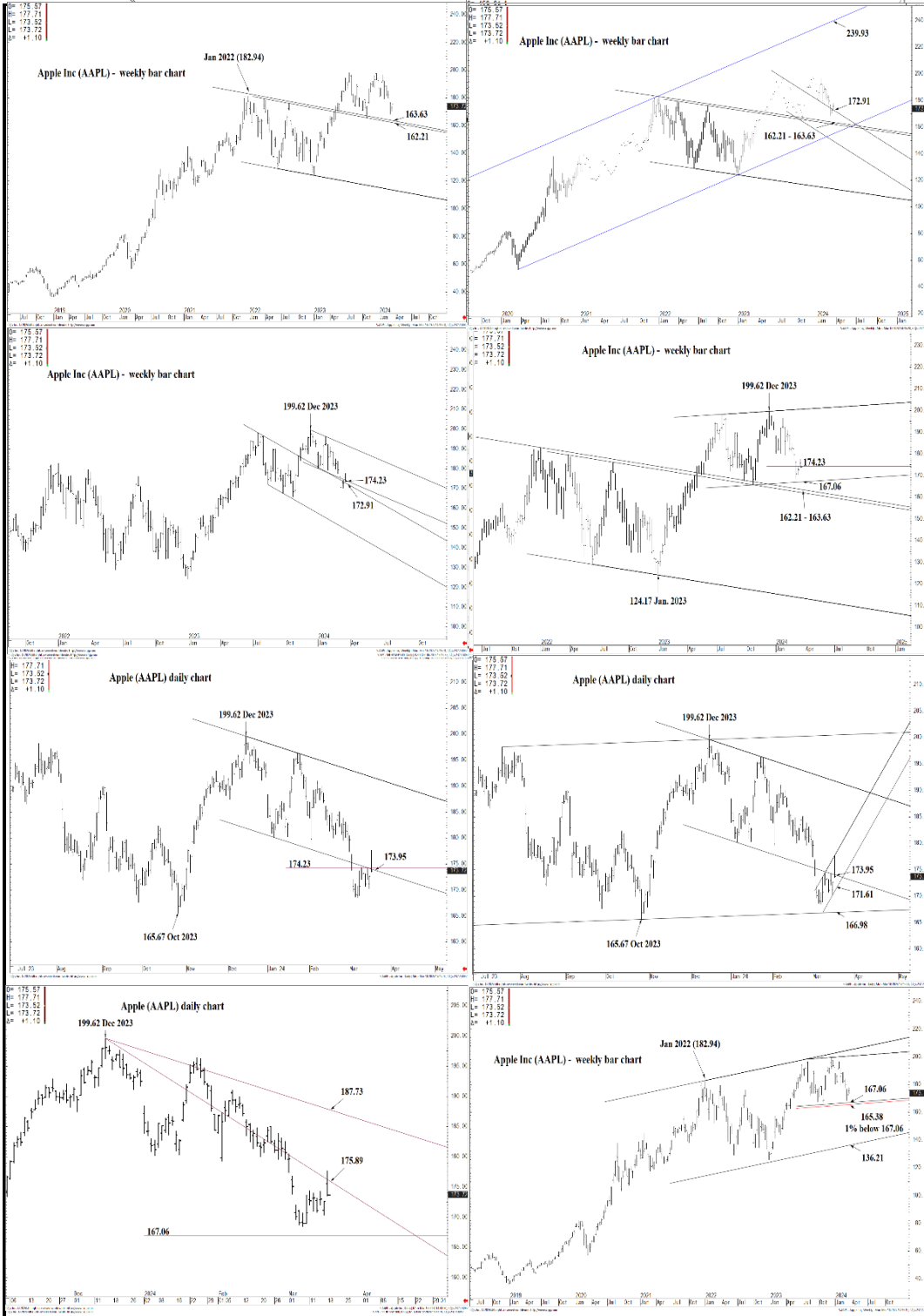




# WICKED STOCKS

DIRECTIONAL CLARITY FOR THE ACTIVE INVESTOR



## Support and Resistance

**180.38** \* session containment

- 179.25 \* minor
- 177.75 \* intra-day containment
- 176.97 \* minor

**175.89** \*\*\*\* multi-wk contain UP

- 175.25 \* minor
- 174.23 \* minor
- 173.95 \* intra-day containment
- 172.91 \* minor
- 172.52 \* minor

**171.61** \* session containment DP

- 170.73 \* minor
- 170.12 \* minor
- 169.00 \* minor
- 168.22 \* minor
- 167.90 \* minor

**167.06** \*\*\*\* multi-wk contain UP

**165.38** \* 1% below 167.06

**163.80** \*\*\* weekly containment

**162.38** \*\*\* weekly containment

O= 175.57  
H= 177.71  
L= 173.52  
L= 173.72  
Δ= +1.10

### Apple Inc (AAPL) - weekly bar chart



240.00  
220.00  
200.00  
180.00  
173.72  
160.00  
140.00  
120.00  
100.00  
80.00  
60.00  
40.00

### Support and Resistance

- 180.38** \* session containment
- 179.25 \* minor
- 177.75 \* intra-day containment
- 176.97 \* minor
- 175.89** \*\*\*\* multi-wk contain UP
- 175.25 \* minor
- 174.23 \* minor
- 173.95 \* intra-day containment
- 172.91 \* minor
- 172.52 \* minor
- 171.61** \* session containment DP
- 170.73 \* minor
- 170.12 \* minor
- 169.00 \* minor
- 168.22 \* minor
- 167.90 \* minor
- 167.06** \*\*\*\* multi-wk contain UP
- 165.38** \* 1% below 167.06
- 163.80** \*\*\* weekly containment
- 162.38** \*\*\* weekly containment



O= 175.57  
H= 177.71  
L= 173.52  
L= 173.72  
Δ= +1.10

### Apple Inc (AAPL) - weekly bar chart



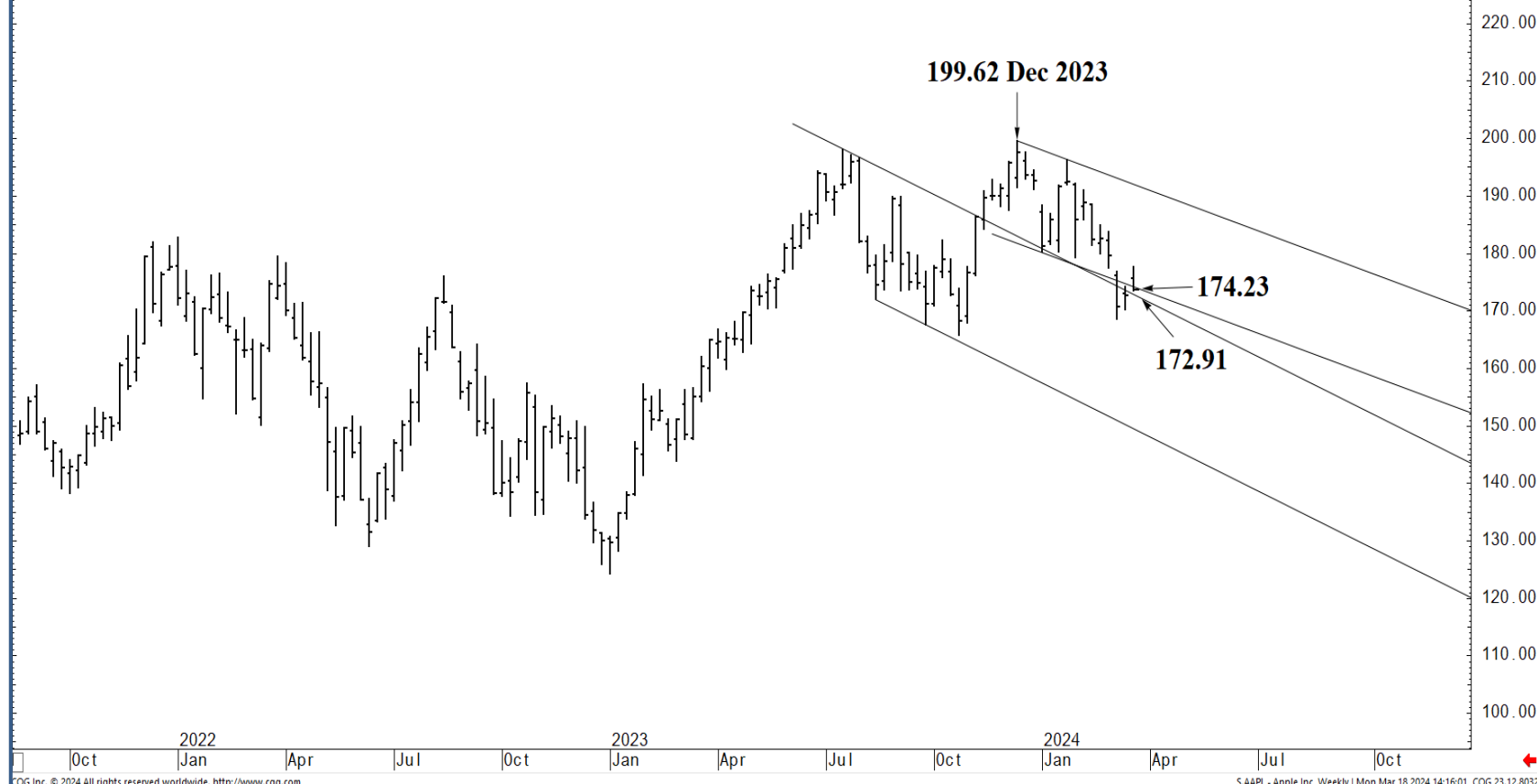
### Support and Resistance

- 180.38** \* session containment
- 179.25 \* minor
- 177.75 \* intra-day containment
- 176.97 \* minor
- 175.89** \*\*\*\* multi-wk contain UP
- 175.25 \* minor
- 174.23 \* minor
- 173.95 \* intra-day containment
- 172.91 \* minor
- 172.52 \* minor
- 171.61** \* session containment DP
- 170.73 \* minor
- 170.12 \* minor
- 169.00 \* minor
- 168.22 \* minor
- 167.90 \* minor
- 167.06** \*\*\*\* multi-wk contain UP
- 165.38** \* 1% below 167.06
- 163.80** \*\*\* weekly containment
- 162.38** \*\*\* weekly containment



O= 175.57  
H= 177.71  
L= 173.52  
L= 173.72  
Δ= +1.10

Apple Inc (AAPL) - weekly bar chart



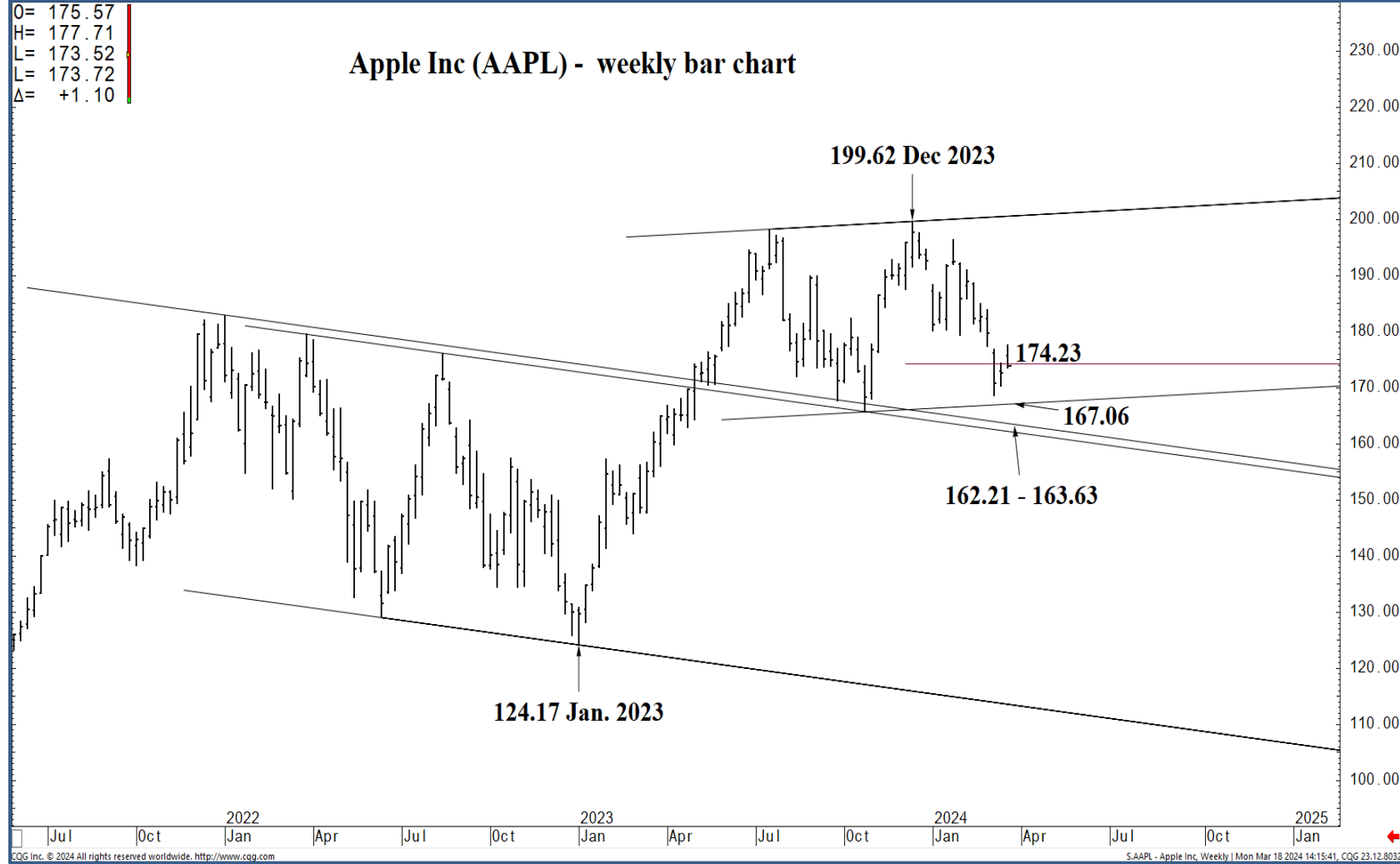
**Support and Resistance**

- 180.38** \* session containment
- 179.25 \* minor
- 177.75 \* intra-day containment
- 176.97 \* minor
- 175.89** \*\*\*\* multi-wk contain UP
- 175.25 \* minor
- 174.23 \* minor
- 173.95 \* intra-day containment
- 172.91 \* minor
- 172.52 \* minor
- 171.61** \* session containment DP
- 170.73 \* minor
- 170.12 \* minor
- 169.00 \* minor
- 168.22 \* minor
- 167.90 \* minor
- 167.06** \*\*\*\* multi-wk contain UP
- 165.38** \* 1% below 167.06
- 163.80** \*\*\* weekly containment
- 162.38** \*\*\* weekly containment



O= 175.57  
 H= 177.71  
 L= 173.52  
 L= 173.72  
 Δ= +1.10

# Apple Inc (AAPL) - weekly bar chart



## Support and Resistance

- 180.38** \* session containment
- 179.25 \* minor
- 177.75 \* intra-day containment
- 176.97 \* minor
- 175.89** \*\*\*\* multi-wk contain UP
- 175.25 \* minor
- 174.23 \* minor
- 173.95 \* intra-day containment
- 172.91 \* minor
- 172.52 \* minor
- 171.61** \* session containment DP
- 170.73 \* minor
- 170.12 \* minor
- 169.00 \* minor
- 168.22 \* minor
- 167.90 \* minor
- 167.06** \*\*\*\* multi-wk contain UP
- 165.38** \* 1% below 167.06
- 163.80** \*\*\* weekly containment
- 162.38** \*\*\* weekly containment

CGG Inc. © 2024 All rights reserved worldwide. <http://www.cgg.com>

SAAPL - Apple Inc, Weekly | Mon Mar 18 2024 14:15:41, CQG 23.12.8032



O= 175.57  
 H= 177.71  
 L= 173.52  
 L= 173.72  
 Δ= +1.10

# Apple (AAPL) daily chart



210.00  
 205.00  
 200.00  
 195.00  
 190.00  
 185.00  
 180.00  
 175.00  
 170.00  
 165.00  
 160.00

## Support and Resistance

- 180.38** \* session containment
- 179.25 \* minor
- 177.75 \* intra-day containment
- 176.97 \* minor
- 175.89** \*\*\*\* multi-wk contain UP
- 175.25 \* minor
- 174.23 \* minor
- 173.95 \* intra-day containment
- 172.91 \* minor
- 172.52 \* minor
- 171.61** \* session containment DP
- 170.73 \* minor
- 170.12 \* minor
- 169.00 \* minor
- 168.22 \* minor
- 167.90 \* minor
- 167.06** \*\*\*\* multi-wk contain UP
- 165.38** \* 1% below 167.06
- 163.80** \*\*\* weekly containment
- 162.38** \*\*\* weekly containment

Jul 23 | Aug | Sep | Oct | Nov | Dec | Jan 24 | Feb | Mar | Apr | May

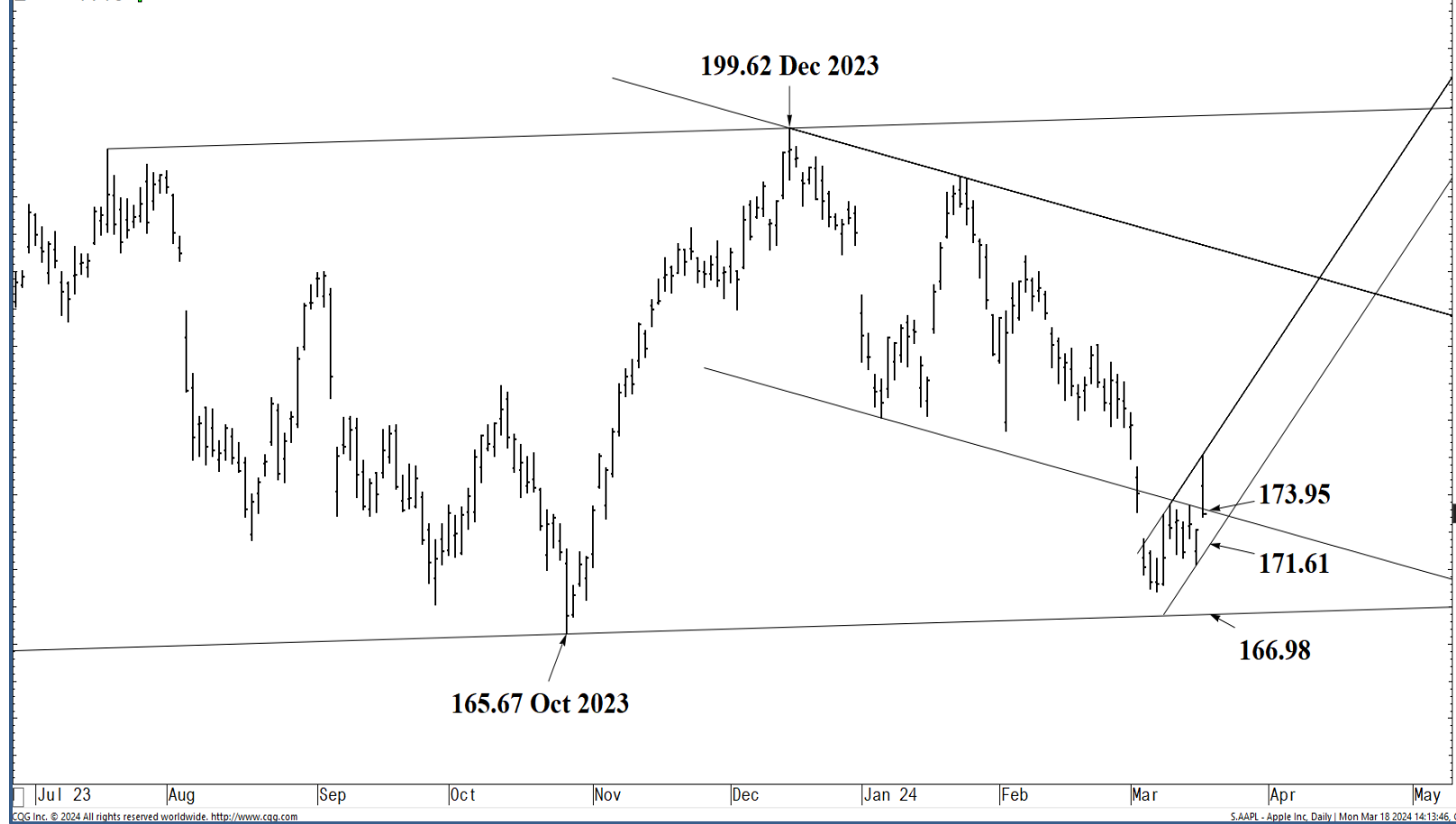
CGI Inc. © 2024 All rights reserved worldwide. <http://www.cgi.com>

S:AAPL - Apple Inc, Daily | Mon Mar 18 2024 14:14:02, CGI 23.12.8033



O= 175.57  
H= 177.71  
L= 173.52  
L= 173.72  
Δ= +1.10

# Apple (AAPL) daily chart



## Support and Resistance

- 180.38** \* session containment
- 179.25 \* minor
- 177.75 \* intra-day containment
- 176.97 \* minor
- 175.89** \*\*\*\* multi-wk contain UP
- 175.25 \* minor
- 174.23 \* minor
- 173.95 \* intra-day containment
- 172.91 \* minor
- 172.52 \* minor
- 171.61** \* session containment DP
- 170.73 \* minor
- 170.12 \* minor
- 169.00 \* minor
- 168.22 \* minor
- 167.90 \* minor
- 167.06** \*\*\*\* multi-wk contain UP
- 165.38** \* 1% below 167.06
- 163.80** \*\*\* weekly containment
- 162.38** \*\*\* weekly containment



O= 175.57  
 H= 177.71  
 L= 173.52  
 C= 173.72  
 Δ= +1.10

# Apple (AAPL) daily chart

199.62 Dec 2023



## Support and Resistance

- 180.38** \* session containment
- 179.25 \* minor
- 177.75 \* intra-day containment
- 176.97 \* minor
- 175.89** \*\*\*\* multi-wk contain UP
- 175.25 \* minor
- 174.23 \* minor
- 173.95 \* intra-day containment
- 172.91 \* minor
- 172.52 \* minor
- 171.61** \* session containment DP
- 170.73 \* minor
- 170.12 \* minor
- 169.00 \* minor
- 168.22 \* minor
- 167.90 \* minor
- 167.06** \*\*\*\* multi-wk contain UP
- 165.38** \* 1% below 167.06
- 163.80** \*\*\* weekly containment
- 162.38** \*\*\* weekly containment





O= 175.57  
 H= 177.71  
 L= 173.52  
 L= 173.72  
 Δ= +1.10

### Apple Inc (AAPL) - weekly bar chart



### Support and Resistance

- 180.38 \* session containment**
- 179.25 \* minor
- 177.75 \* intra-day containment
- 176.97 \* minor
- 175.89 \*\*\*\*\* multi-wk contain UP**
- 175.25 \* minor
- 174.23 \* minor
- 173.95 \* intra-day containment
- 172.91 \* minor
- 172.52 \* minor
- 171.61 \* session containment DP**
- 170.73 \* minor
- 170.12 \* minor
- 169.00 \* minor
- 168.22 \* minor
- 167.90 \* minor
- 167.06 \*\*\*\*\* multi-wk contain UP**
- 165.38 \* 1% below 167.06**
- 163.80 \*\*\* weekly containment**
- 162.38 \*\*\* weekly containment**

