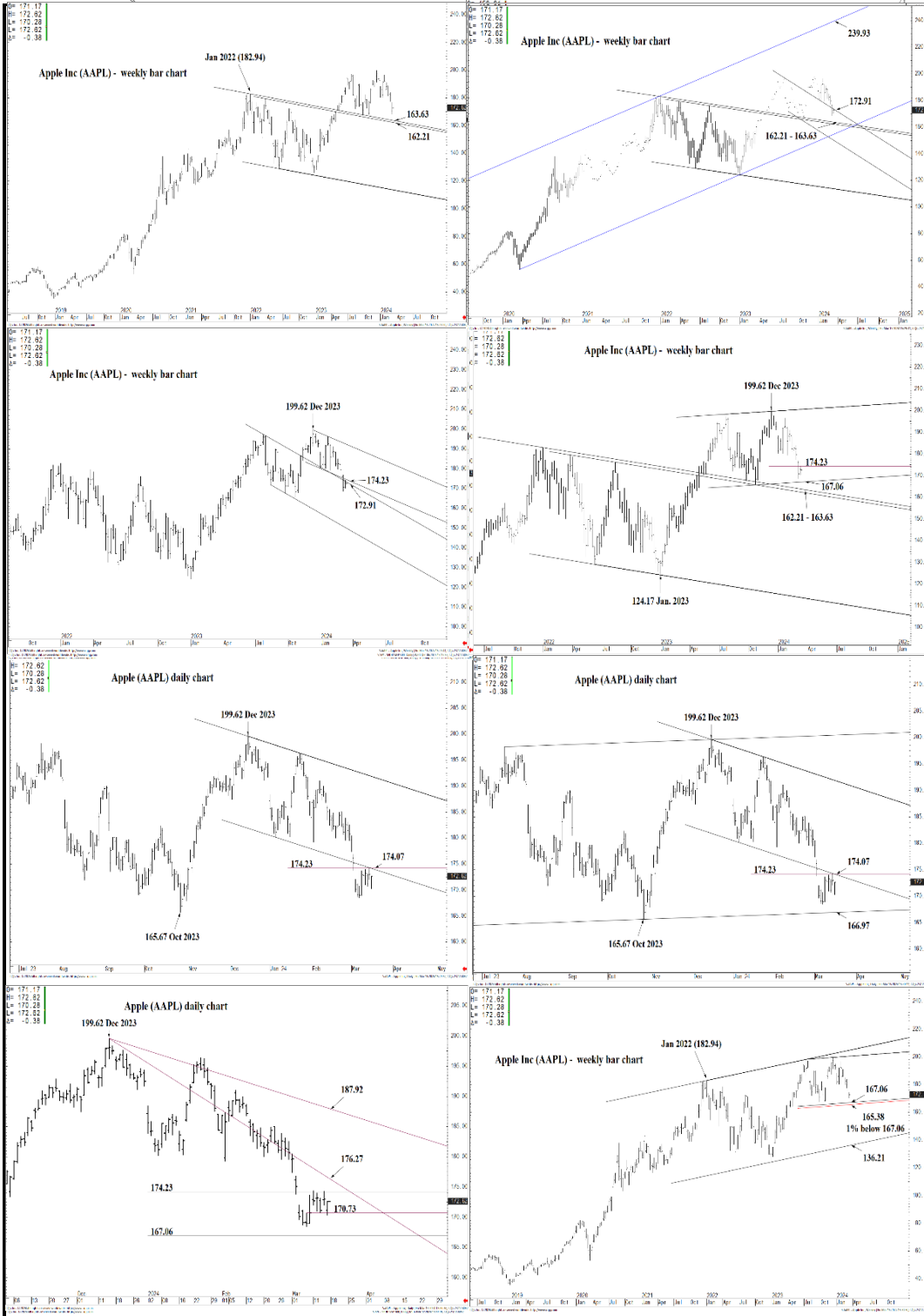




WICKED STOCKS

DIRECTIONAL CLARITY FOR THE ACTIVE INVESTOR



Support and Resistance

180.38 * session containment

179.25 * minor

177.38 * minor

176.27 **** multi-wk contain UP

175.25 * minor

174.23 *** weekly containment

174.07 *** weekly containment

172.91 * minor

172.52 * minor

171.97 * minor

170.73 * intra-day containment

170.12 * minor

169.00 * minor

168.22 * minor

167.90 * minor

167.06 **** multi-wk contain UP

165.38 * 1% below 167.06

163.80 *** weekly containment

162.38 *** weekly containment

O= 171.17
 H= 172.62
 L= 170.28
 L= 172.62
 Δ= -0.38

Apple Inc (AAPL) - weekly bar chart



240.00
 220.00
 200.00
 180.00
 172.62
 160.00
 140.00
 120.00
 100.00
 80.00
 60.00
 40.00

Support and Resistance

- 180.38** * session containment
- 179.25 * minor
- 177.38 * minor
- 176.27** **** multi-wk contain UP
- 175.25 * minor
- 174.23** *** weekly containment
- 174.07** *** weekly containment
- 172.91 * minor
- 172.52 * minor
- 171.97 * minor
- 170.73 * intra-day containment
- 170.12 * minor
- 169.00 * minor
- 168.22 * minor
- 167.90 * minor
- 167.06** **** multi-wk contain UP
- 165.38** * 1% below 167.06
- 163.80** *** weekly containment
- 162.38** *** weekly containment



O= 171.17
 H= 172.62
 L= 170.28
 C= 172.62
 Δ= -0.38

Apple Inc (AAPL) - weekly bar chart



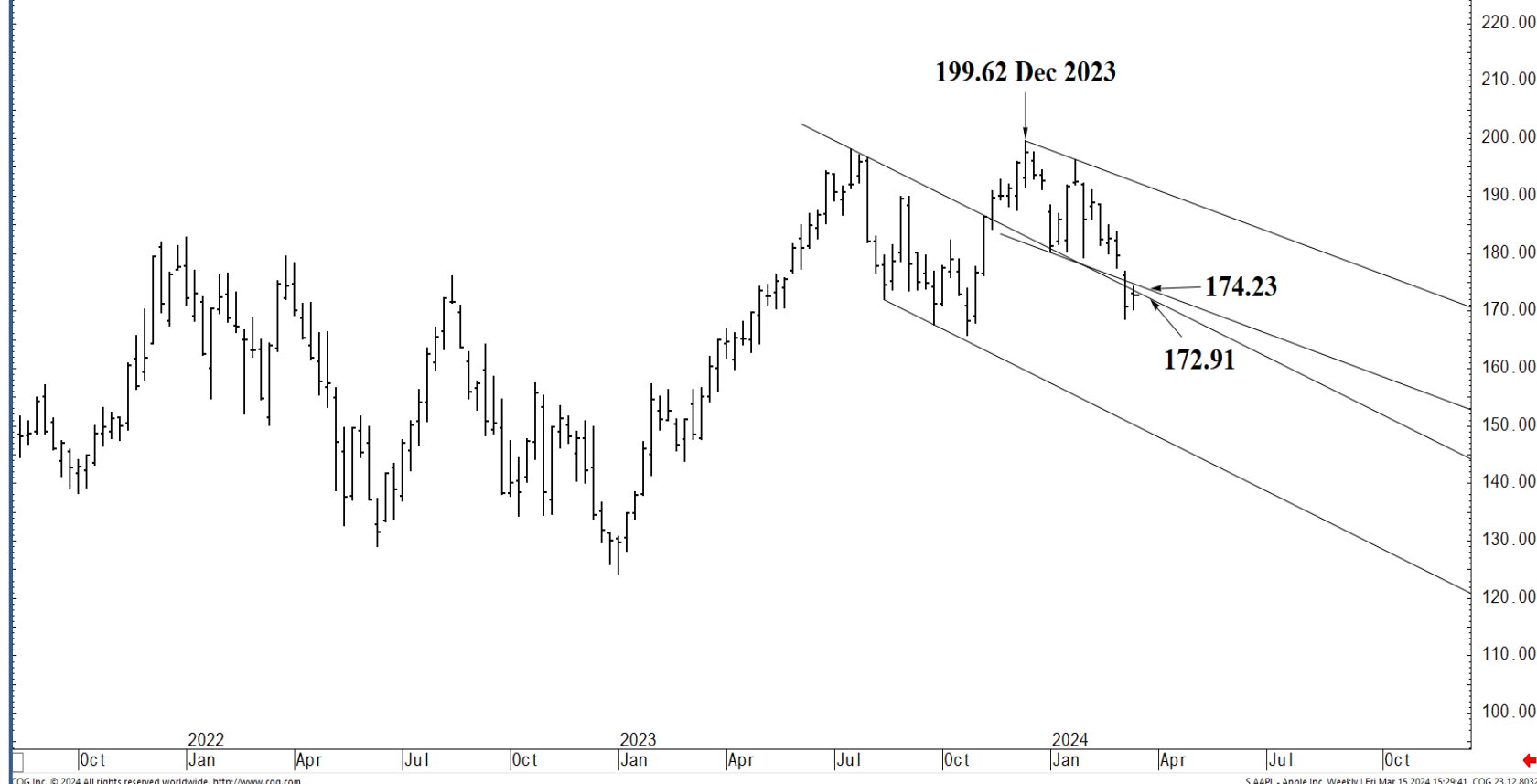
Support and Resistance

- 180.38** * session containment
- 179.25 * minor
- 177.38 * minor
- 176.27** **** multi-wk contain UP
- 175.25 * minor
- 174.23** *** weekly containment
- 174.07** *** weekly containment
- 172.91 * minor
- 172.52 * minor
- 171.97 * minor
- 170.73 * intra-day containment
- 170.12 * minor
- 169.00 * minor
- 168.22 * minor
- 167.90 * minor
- 167.06** **** multi-wk contain UP
- 165.38** * 1% below 167.06
- 163.80** *** weekly containment
- 162.38** *** weekly containment



O= 171.17
H= 172.62
L= 170.28
C= 172.62
Δ= -0.38

Apple Inc (AAPL) - weekly bar chart



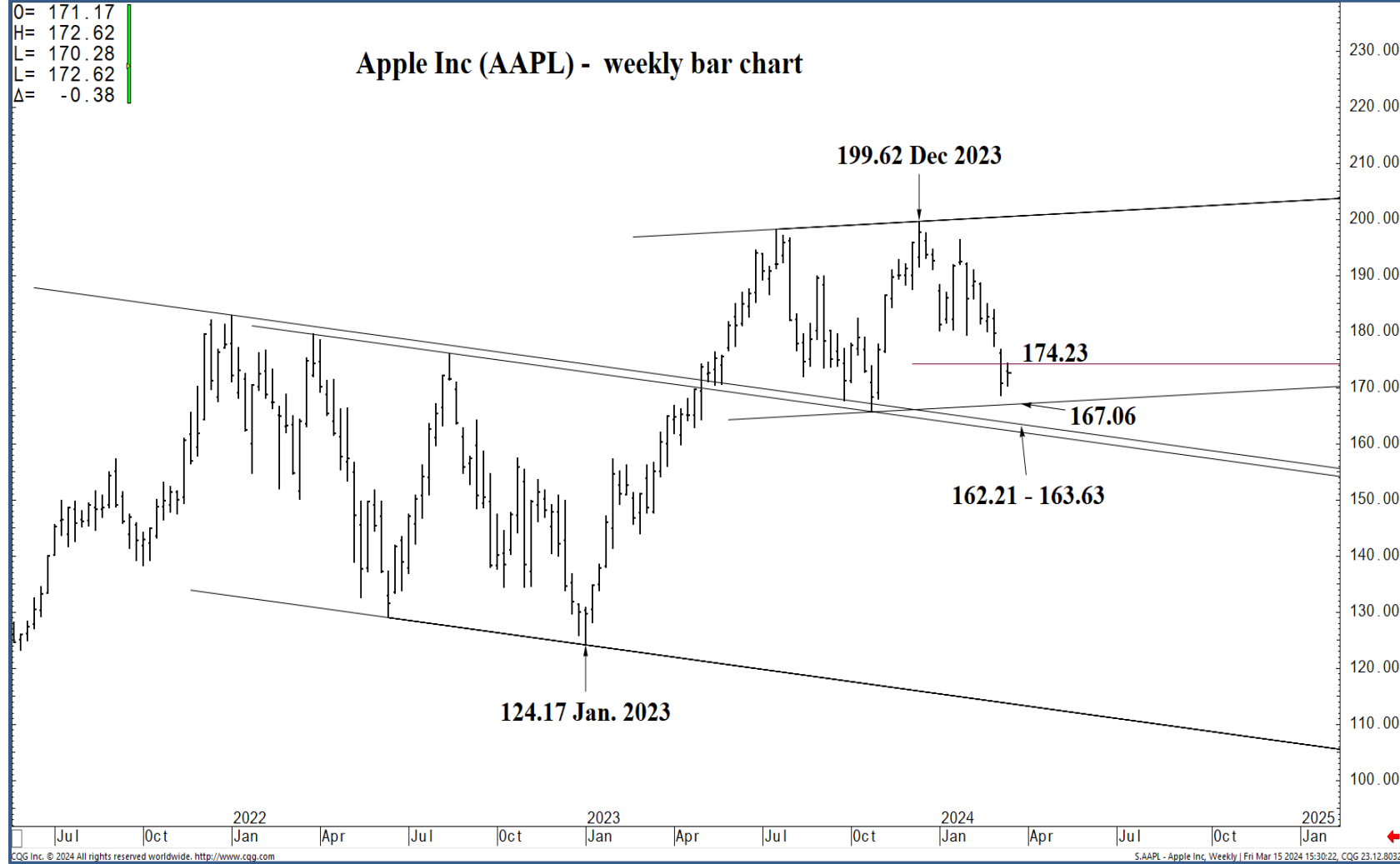
Support and Resistance

- 180.38** * session containment
- 179.25 * minor
- 177.38 * minor
- 176.27** **** multi-wk contain UP
- 175.25 * minor
- 174.23** *** weekly containment
- 174.07** *** weekly containment
- 172.91 * minor
- 172.52 * minor
- 171.97 * minor
- 170.73 * intra-day containment
- 170.12 * minor
- 169.00 * minor
- 168.22 * minor
- 167.90 * minor
- 167.06** **** multi-wk contain UP
- 165.38** * 1% below 167.06
- 163.80** *** weekly containment
- 162.38** *** weekly containment



O= 171.17
H= 172.62
L= 170.28
L= 172.62
Δ= -0.38

Apple Inc (AAPL) - weekly bar chart



Support and Resistance

- 180.38** * session containment
- 179.25 * minor
- 177.38 * minor
- 176.27** **** multi-wk contain UP
- 175.25 * minor
- 174.23** *** weekly containment
- 174.07** *** weekly containment
- 172.91 * minor
- 172.52 * minor
- 171.97 * minor
- 170.73 * intra-day containment
- 170.12 * minor
- 169.00 * minor
- 168.22 * minor
- 167.90 * minor
- 167.06** **** multi-wk contain UP
- 165.38** * 1% below 167.06
- 163.80** *** weekly containment
- 162.38** *** weekly containment



O= 171.17
 H= 172.62
 L= 170.28
 L= 172.62
 Δ= -0.38

Apple (AAPL) daily chart



210.00
 205.00
 200.00
 195.00
 190.00
 185.00
 180.00
 175.00
 170.00
 165.00
 160.00

Support and Resistance

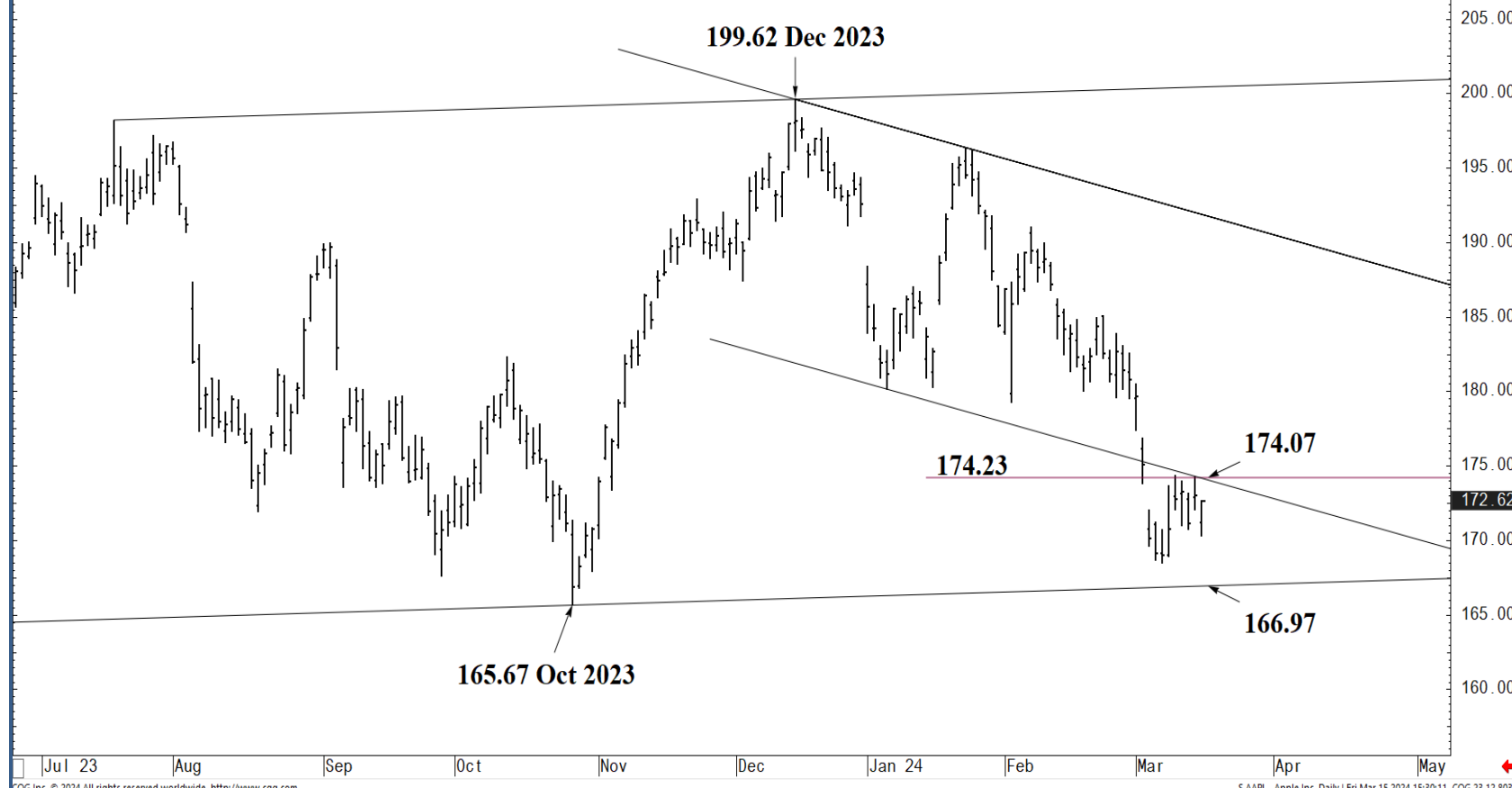
- 180.38** * session containment
- 179.25 * minor
- 177.38 * minor
- 176.27** **** multi-wk contain UP
- 175.25 * minor
- 174.23** *** weekly containment
- 174.07** *** weekly containment
- 172.91 * minor
- 172.52 * minor
- 171.97 * minor
- 170.73 * intra-day containment
- 170.12 * minor
- 169.00 * minor
- 168.22 * minor
- 167.90 * minor
- 167.06** **** multi-wk contain UP
- 165.38** * 1% below 167.06
- 163.80** *** weekly containment
- 162.38** *** weekly containment

Jul 23 | Aug | Sep | Oct | Nov | Dec | Jan 24 | Feb | Mar | Apr | May



O= 171.17
H= 172.62
L= 170.28
L= 172.62
Δ= -0.38

Apple (AAPL) daily chart



Support and Resistance

- 180.38** * session containment
- 179.25 * minor
- 177.38 * minor
- 176.27** **** multi-wk contain UP
- 175.25 * minor
- 174.23** *** weekly containment
- 174.07** *** weekly containment
- 172.91 * minor
- 172.52 * minor
- 171.97 * minor
- 170.73 * intra-day containment
- 170.12 * minor
- 169.00 * minor
- 168.22 * minor
- 167.90 * minor
- 167.06** **** multi-wk contain UP
- 165.38** * 1% below 167.06
- 172.62**
- 163.80** *** weekly containment
- 162.38** *** weekly containment



O= 171.17
 H= 172.62
 L= 170.28
 C= 172.62
 Δ= -0.38

Apple (AAPL) daily chart

199.62 Dec 2023



Support and Resistance

- 180.38** * session containment
- 179.25 * minor
- 177.38 * minor
- 176.27** **** multi-wk contain UP
- 175.25 * minor
- 174.23** *** weekly containment
- 174.07** *** weekly containment
- 172.91 * minor
- 172.52 * minor
- 171.97 * minor
- 170.73 * intra-day containment
- 170.12 * minor
- 169.00 * minor
- 168.22 * minor
- 167.90 * minor
- 167.06** **** multi-wk contain UP
- 165.38** * 1% below 167.06
- 163.80** *** weekly containment
- 162.38** *** weekly containment



O= 171.17
 H= 172.62
 L= 170.28
 C= 172.62
 Δ= -0.38

Apple Inc (AAPL) - weekly bar chart



Support and Resistance

- 180.38** * session containment
- 179.25 * minor
- 177.38 * minor
- 176.27** **** multi-wk contain UP
- 175.25 * minor
- 174.23** *** weekly containment
- 174.07** *** weekly containment
- 172.91 * minor
- 172.52 * minor
- 171.97 * minor
- 170.73 * intra-day containment
- 170.12 * minor
- 169.00 * minor
- 168.22 * minor
- 167.90 * minor
- 167.06** **** multi-wk contain UP
- 165.38** * 1% below 167.06
- 163.80** *** weekly containment
- 162.38** *** weekly containment

