



WICKED STOCKS

DIRECTIONAL CLARITY FOR THE ACTIVE INVESTOR



Support and Resistance

182.06 * weekly containment UP**

- 181.67 * minor
- 180.51 * intra-day containment
- 179.25 * minor
- 178.80 * minor

178.23 ** session containment

- 177.38 * minor
- 176.90 * intra-day containment
- 176.15 * minor
- 175.31 * minor

174.36 ** multi-wk contain UP**
173.74 ** multi-wk contain DP**

- 173.35 * minor
- 172.55 * minor
- 171.37 * intra-day containment
- 170.12 * minor
- 168.22 * minor

167.47 * weekly containment**
166.85 *** Annual contain**

O= 176.15
 H= 176.90
 L= 173.79
 C= 175.10
 Δ= -4.56

Apple Inc (AAPL) - weekly bar chart



Support and Resistance

- 182.06 *** weekly containment UP**
- 181.67 * minor
- 180.51 * intra-day containment
- 179.25 * minor
- 178.80 * minor
- 178.23 * session containment**
- 177.38 * minor
- 176.90 * intra-day containment
- 176.15 * minor
- 175.31 * minor
- 174.36 **** multi-wk contain UP**
- 173.74 **** multi-wk contain DP**
- 173.35 * minor
- 172.55 * minor
- 171.37 * intra-day containment
- 170.12 * minor
- 168.22 * minor
- 167.47 *** weekly containment**
- 166.85 ***** Annual contain**



O= 176.15
 H= 176.90
 L= 173.79
 C= 175.10
 Δ= -4.56

Apple Inc (AAPL) - weekly bar chart



Support and Resistance

- 182.06 *** weekly containment UP**
- 181.67 * minor
- 180.51 * intra-day containment
- 179.25 * minor
- 178.80 * minor
- 178.23 * session containment**
- 177.38 * minor
- 176.90 * intra-day containment
- 176.15 * minor
- 175.31 * minor
- 174.36 **** multi-wk contain UP**
- 173.74 **** multi-wk contain DP**
- 173.35 * minor
- 172.55 * minor
- 171.37 * intra-day containment
- 170.12 * minor
- 168.22 * minor
- 167.47 *** weekly containment**
- 166.85 ***** Annual contain**

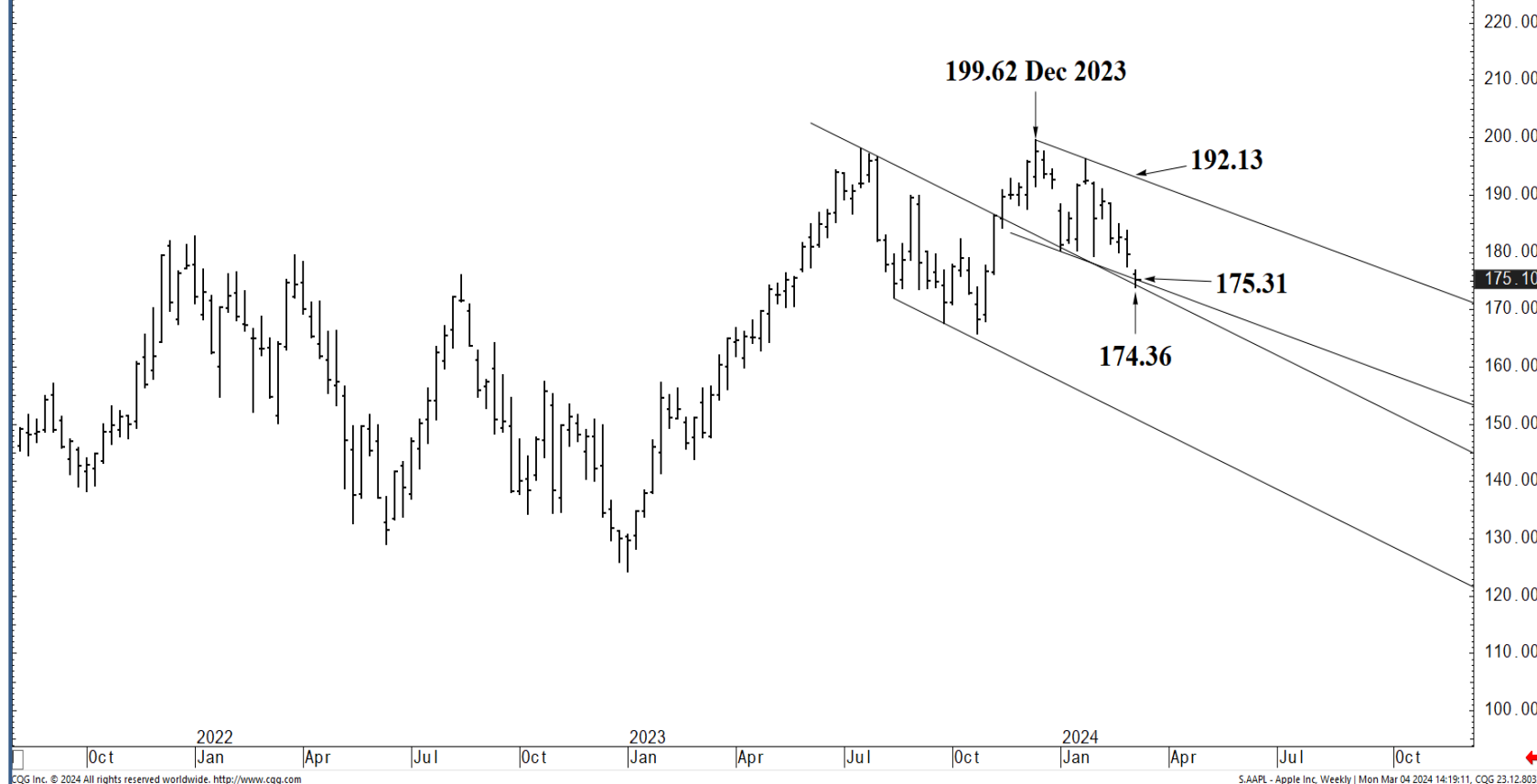
CGG Inc. © 2024 All rights reserved worldwide. <http://www.cgg.com>

S:AAPL - Apple Inc, Weekly | Mon Mar 04 2024 14:18:11, CQG 23.12.8032



O= 176.15
 H= 176.90
 L= 173.79
 C= 175.10
 Δ= -4.56

Apple Inc (AAPL) - weekly bar chart



Support and Resistance

- 182.06 *** weekly containment UP**
- 181.67 * minor
- 180.51 * intra-day containment
- 179.25 * minor
- 178.80 * minor
- 178.23 * session containment**
- 177.38 * minor
- 176.90 * intra-day containment
- 176.15 * minor
- 175.31 * minor
- 174.36 **** multi-wk contain UP**
- 173.74 **** multi-wk contain DP**
- 173.35 * minor
- 172.55 * minor
- 171.37 * intra-day containment
- 170.12 * minor
- 168.22 * minor
- 167.47 *** weekly containment**
- 166.85 ***** Annual contain**



O= 176.15
 H= 176.90
 L= 173.79
 C= 175.10
 Δ= -4.56

Apple Inc (AAPL) - weekly bar chart



Support and Resistance

- 182.06 *** weekly containment UP**
- 181.67 * minor
- 180.51 * intra-day containment
- 179.25 * minor
- 178.80 * minor
- 178.23 * session containment**
- 177.38 * minor
- 176.90 * intra-day containment
- 176.15 * minor
- 175.31 * minor
- 174.36 **** multi-wk contain UP**
- 173.74 **** multi-wk contain DP**
- 173.35 * minor
- 172.55 * minor
- 171.37 * intra-day containment
- 170.12 * minor
- 168.22 * minor
- 167.47 *** weekly containment**
- 166.85 ***** Annual contain**



O= 176.15
 H= 176.90
 L= 173.79
 L= 175.10
 Δ= -4.56

Apple (AAPL) daily chart



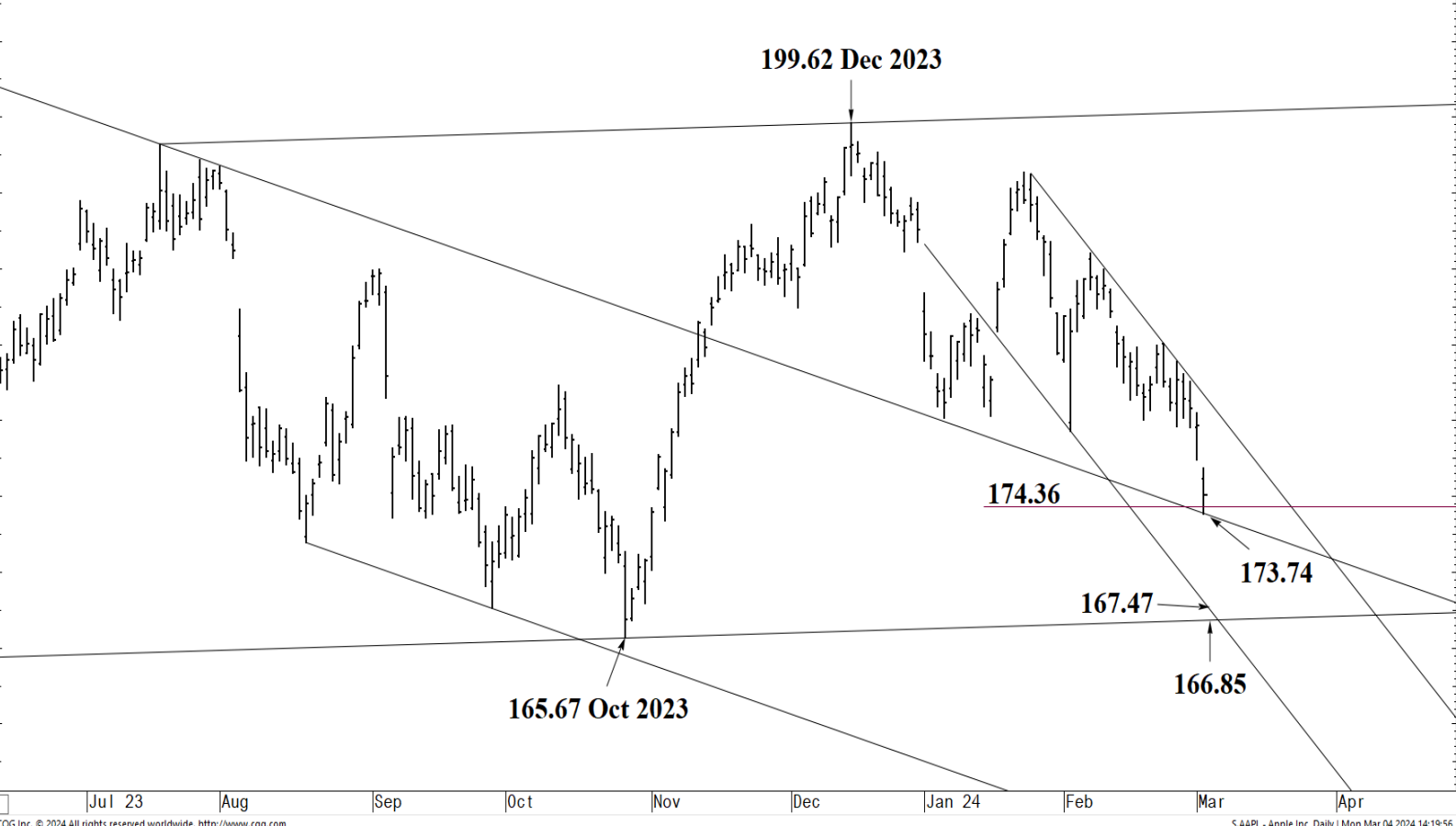
Support and Resistance

- 182.06 *** weekly containment UP**
- 181.67 * minor
- 180.51 * intra-day containment
- 179.25 * minor
- 178.80 * minor
- 178.23 * session containment**
- 177.38 * minor
- 176.90 * intra-day containment
- 176.15 * minor
- 175.31 * minor
- 174.36 **** multi-wk contain UP**
- 173.74 **** multi-wk contain DP**
- 173.35 * minor
- 172.55 * minor
- 171.37 * intra-day containment
- 170.12 * minor
- 168.22 * minor
- 167.47 *** weekly containment**
- 166.85 ***** Annual contain**



O= 176.15
 H= 176.90
 L= 173.79
 C= 175.10
 Δ= -4.56

Apple (AAPL) daily chart



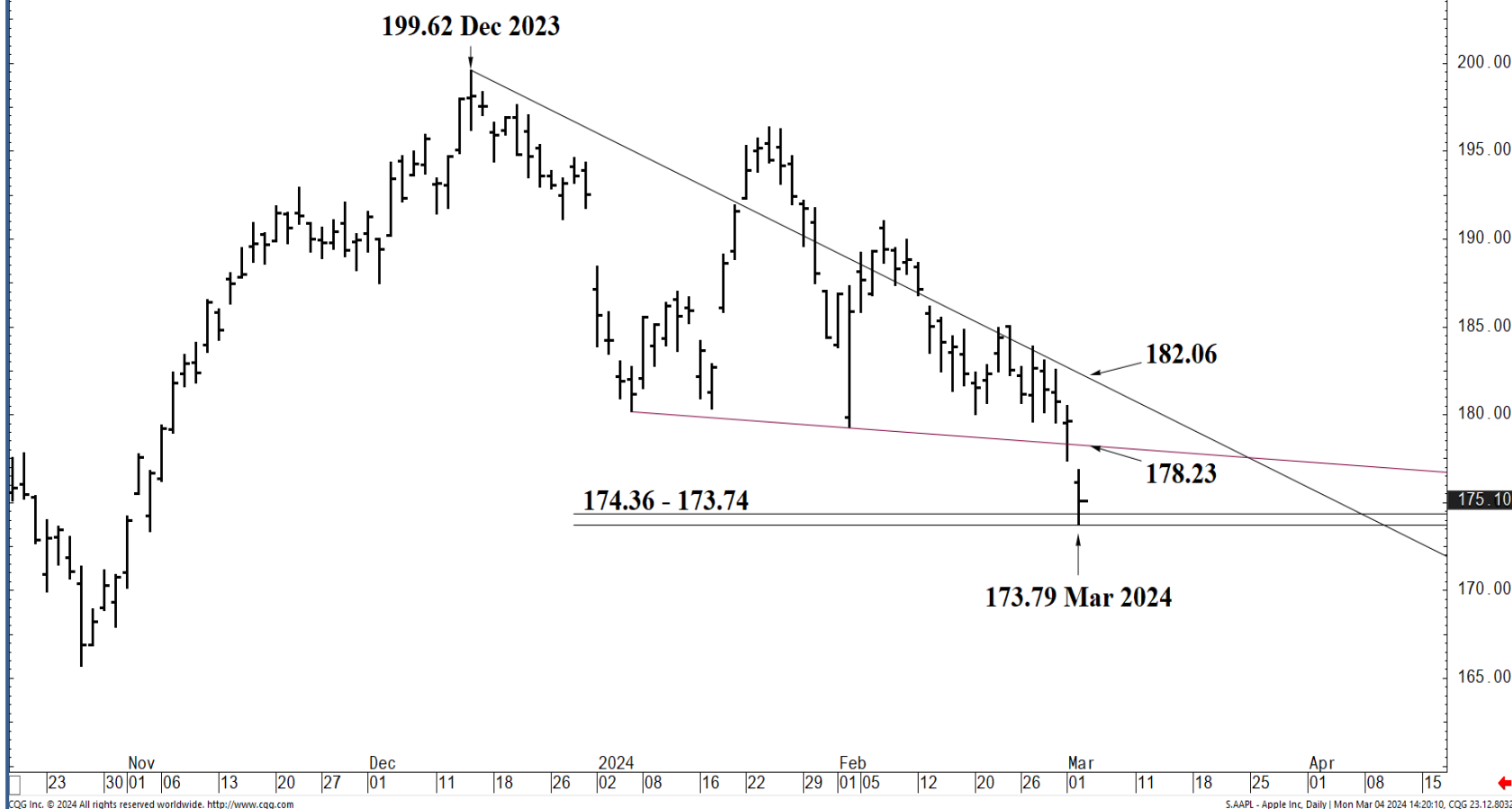
Support and Resistance

- 182.06 *** weekly containment UP**
- 181.67 * minor
- 180.51 * intra-day containment
- 179.25 * minor
- 178.80 * minor
- 178.23 * session containment**
- 177.38 * minor
- 176.90 * intra-day containment
- 176.15 * minor
- 175.31 * minor
- 174.36 **** multi-wk contain UP**
- 173.74 **** multi-wk contain DP**
- 173.35 * minor
- 172.55 * minor
- 171.37 * intra-day containment
- 170.12 * minor
- 168.22 * minor
- 167.47 *** weekly containment**
- 166.85 ***** Annual contain**



O= 176.15
 H= 176.90
 L= 173.79
 Δ= -4.56

Apple (AAPL) daily chart



Support and Resistance

- 182.06 *** weekly containment UP**
- 181.67 * minor
- 180.51 * intra-day containment
- 179.25 * minor
- 178.80 * minor
- 178.23 * session containment**
- 177.38 * minor
- 176.90 * intra-day containment
- 176.15 * minor
- 175.31 * minor
- 174.36 **** multi-wk contain UP**
- 173.74 **** multi-wk contain DP**
- 173.35 * minor
- 172.55 * minor
- 171.37 * intra-day containment
- 170.12 * minor
- 168.22 * minor
- 167.47 *** weekly containment**
- 166.85 ***** Annual contain**



O= 176.15
 H= 176.90
 L= 173.79
 C= 175.10
 Δ= -4.56

Apple (AAPL) daily chart



205.00
 200.00
 195.00
 190.00
 185.00
 180.00
 175.00
 170.00
 165.00

Support and Resistance

- 182.06** *** weekly containment UP
- 181.67 * minor
- 180.51 * intra-day containment
- 179.25 * minor
- 178.80 * minor
- 178.23** * session containment
- 177.38 * minor
- 176.90 * intra-day containment
- 176.15 * minor
- 175.31 * minor
- 174.36** **** multi-wk contain UP
- 173.74** **** multi-wk contain DP
- 173.35 * minor
- 172.55 * minor
- 171.37 * intra-day containment
- 170.12 * minor
- 168.22 * minor
- 167.47** *** weekly containment
- 166.85** ***** Annual contain

CGG Inc. © 2024 All rights reserved worldwide. <http://www.cgg.com>

S:AAPL - Apple Inc, Daily | Mon Mar 04 2024 14:21:12, CGG 23.12.8032

