



WICKED STOCKS

DIRECTIONAL CLARITY FOR THE ACTIVE INVESTOR



Support and Resistance

212.80 **** multi-wk contain UP

209.44 * minor

206.27 * session containment

204.04 * minor

202.16 * minor

200.95 * minor

197.36 * intra-day containment

194.07 * minor

190.59 * session containment UP

187.20 * minor

184.87 * minor

182.54 * intra-day containment

181.06 * minor

179.50 * minor

177.25 **** multi-week contain

171.79 **** multi-week contain

170.07 * (1% below 171.79)

169.32 * intra-day containment

166.52 * minor

163.91 * session containment

O= 192.11
 H= 194.73
 L= 187.28
 C= 188.13
 Δ= -5.44

Tesla, Inc (TSLA) - weekly bar chart

414.49 Nov 2021 ATH



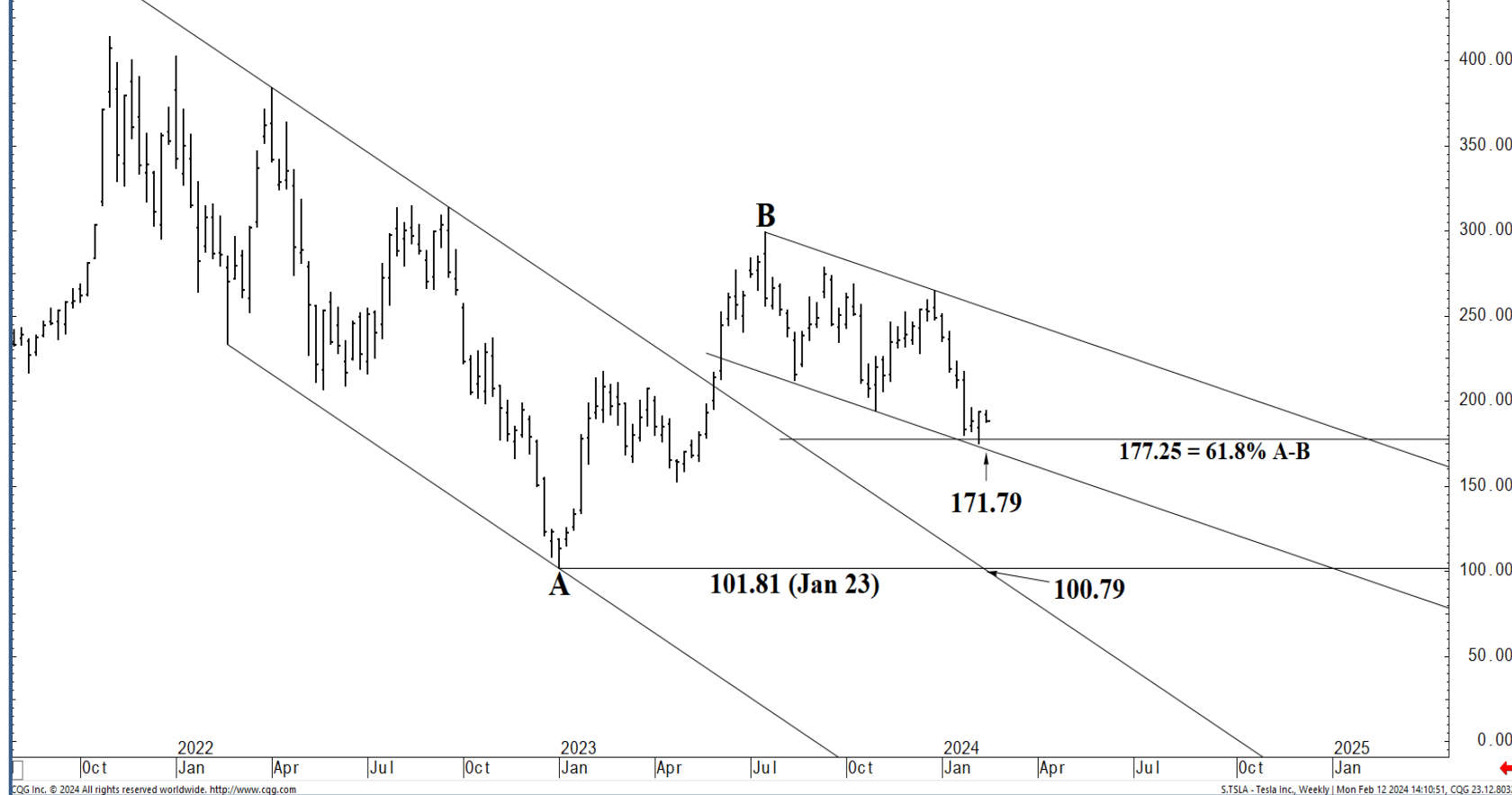
Support and Resistance

- 212.80 **** multi-wk contain UP**
- 209.44 * minor
- 206.27 * session containment**
- 204.04 * minor
- 202.16 * minor
- 200.95 * minor
- 197.36 * intra-day containment
- 194.07 * minor
- 190.59 * session containment UP**
- 187.20 * minor
- 184.87 * minor
- 182.54 * intra-day containment
- 181.06 * minor
- 179.50 * minor
- 177.25 **** multi-week contain**
- 171.79 **** multi-week contain**
- 170.07 * (1% below 171.79)
- 169.32 * intra-day containment
- 166.52 * minor
- 163.91 * session containment**



O= 192.11
 H= 194.73
 L= 187.28
 C= 188.13
 Δ= -5.44

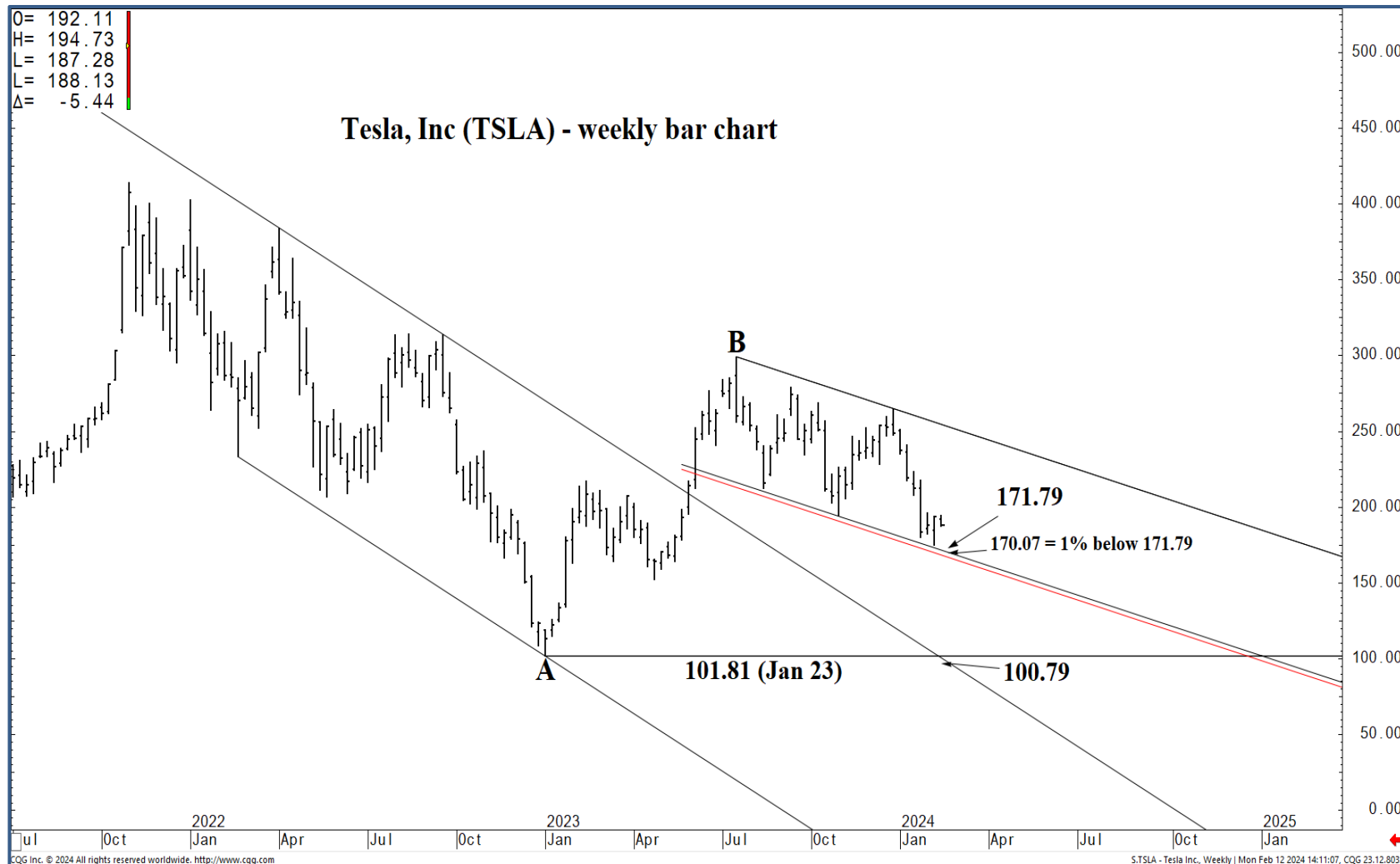
Tesla, Inc (TSLA) - weekly bar chart



Support and Resistance

- 212.80 **** multi-wk contain UP**
- 209.44 * minor
- 206.27 * session containment**
- 204.04 * minor
- 202.16 * minor
- 200.95 * minor
- 197.36 * intra-day containment
- 194.07 * minor
- 190.59 * session containment UP**
- 187.20 * minor
- 184.87 * minor
- 182.54 * intra-day containment
- 181.06 * minor
- 179.50 * minor
- 177.25 **** multi-week contain**
- 171.79 **** multi-week contain**
- 170.07 * (1% below 171.79)
- 169.32 * intra-day containment
- 166.52 * minor
- 163.91 * session containment**





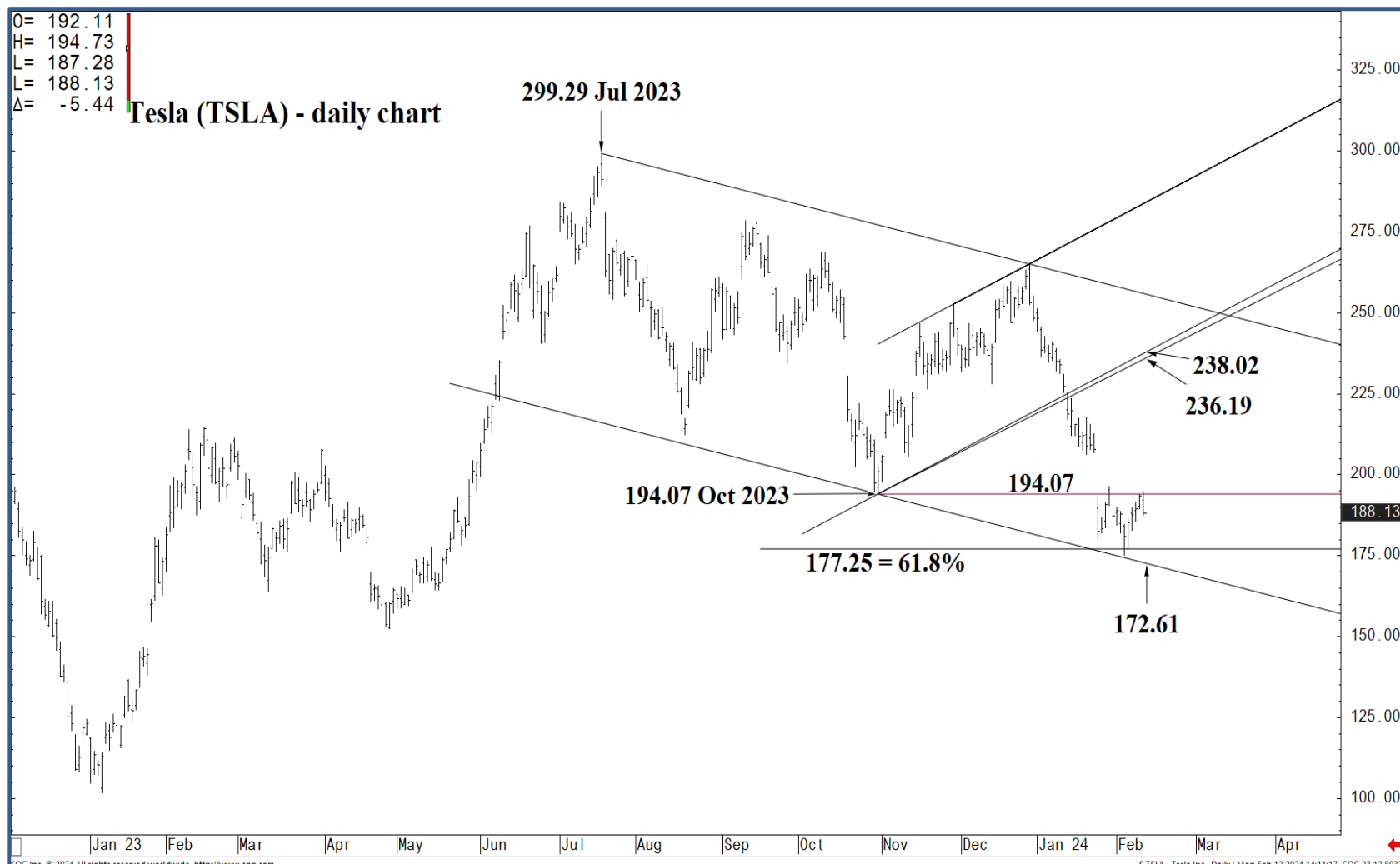
Support and Resistance

- 212.80 **** multi-wk contain UP**
- 209.44 * minor
- 206.27 * session containment**
- 204.04 * minor
- 202.16 * minor
- 200.95 * minor
- 197.36 * intra-day containment
- 194.07 * minor
- 190.59 * session containment UP**
- 187.20 * minor
- 184.87 * minor
- 182.54 * intra-day containment
- 181.06 * minor
- 179.50 * minor
- 177.25 **** multi-week contain**
- 171.79 **** multi-week contain**
- 170.07 * (1% below 171.79)
- 169.32 * intra-day containment
- 166.52 * minor
- 163.91 * session containment**



O= 192.11
 H= 194.73
 L= 187.28
 C= 188.13
 Δ= -5.44

Tesla (TSLA) - daily chart



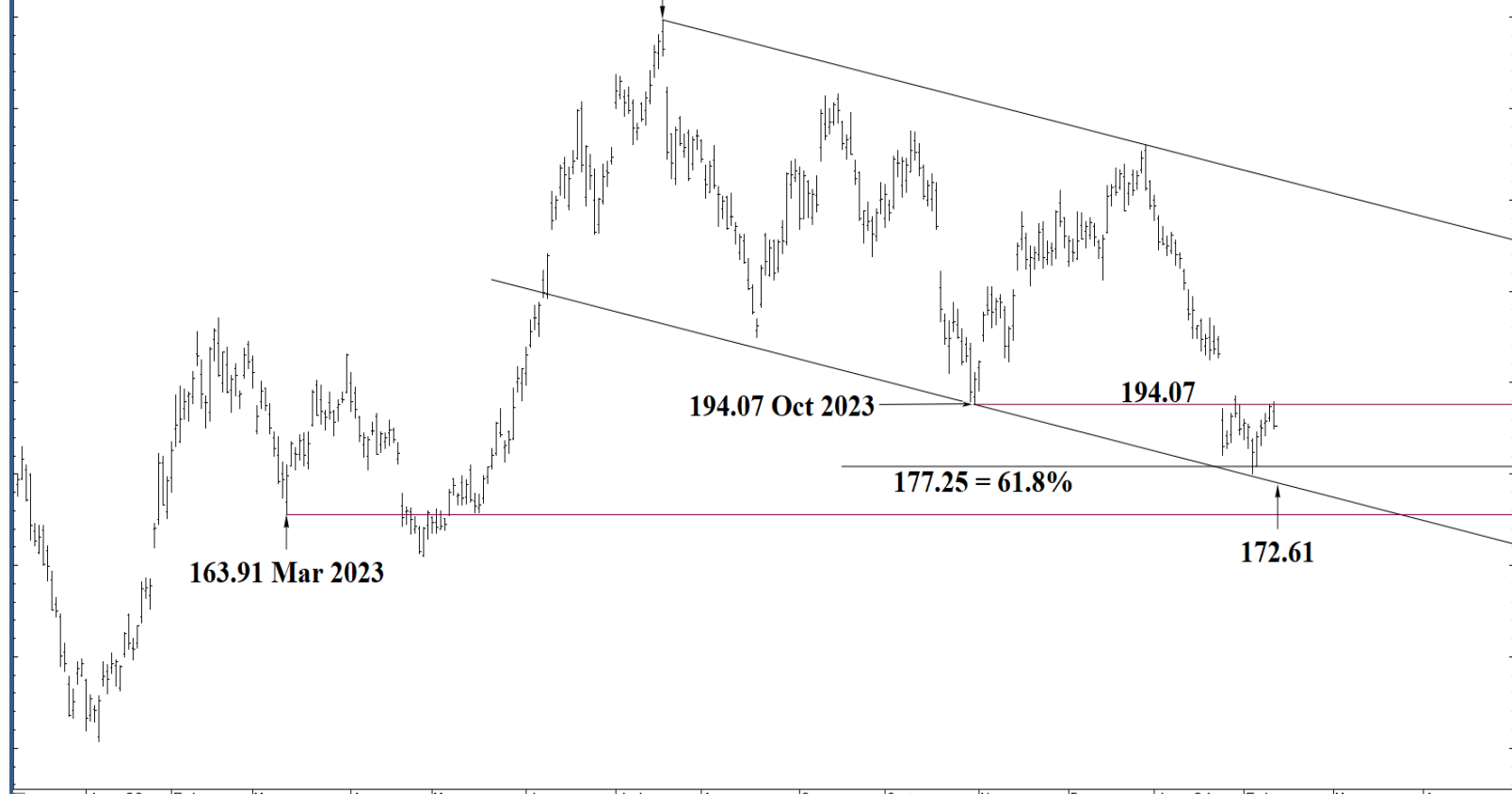
Support and Resistance

- 212.80 **** multi-wk contain UP**
- 209.44 * minor
- 206.27 * session containment**
- 204.04 * minor
- 202.16 * minor
- 200.95 * minor
- 197.36 * intra-day containment
- 194.07 * minor
- 190.59 * session containment UP**
- 187.20 * minor
- 184.87 * minor
- 182.54 * intra-day containment
- 181.06 * minor
- 179.50 * minor
- 177.25 **** multi-week contain**
- 171.79 **** multi-week contain**
- 170.07 * (1% below 171.79)
- 169.32 * intra-day containment
- 166.52 * minor
- 163.91 * session containment**



O= 192.11
 H= 194.73
 L= 187.28
 C= 188.13
 Δ= -5.44

Tesla (TSLA) - daily chart



Support and Resistance

- 212.80 **** multi-wk contain UP**
- 209.44 * minor
- 206.27 * session containment**
- 204.04 * minor
- 202.16 * minor
- 200.95 * minor
- 197.36 * intra-day containment
- 194.07 * minor
- 190.59 * session containment UP**
- 187.20 * minor
- 184.87 * minor
- 182.54 * intra-day containment
- 181.06 * minor
- 179.50 * minor
- 177.25 **** multi-week contain**
- 171.79 **** multi-week contain**
- 170.07 * (1% below 171.79)
- 169.32 * intra-day containment
- 166.52 * minor
- 163.91 * session containment**



O= 192.11
 H= 194.73
 L= 187.28
 C= 188.13
 Δ= -5.44

Tesla (TSLA) - daily chart

299.29 Jul 2023



Support and Resistance

- 212.80 **** multi-wk contain UP**
- 209.44 * minor
- 206.27 * session containment**
- 204.04 * minor
- 202.16 * minor
- 200.95 * minor
- 197.36 * intra-day containment
- 194.07 * minor
- 190.59 * session containment UP**
- 187.20 * minor
- 184.87 * minor
- 182.54 * intra-day containment
- 181.06 * minor
- 179.50 * minor
- 177.25 **** multi-week contain**
- 171.79 **** multi-week contain**
- 170.07 * (1% below 171.79)
- 169.32 * intra-day containment
- 166.52 * minor
- 163.91 * session containment**



O= 192.11
 H= 194.73
 L= 187.28
 C= 188.13
 Δ= -5.44

299.29 Jul 2023

Tesla (TSLA) - daily chart



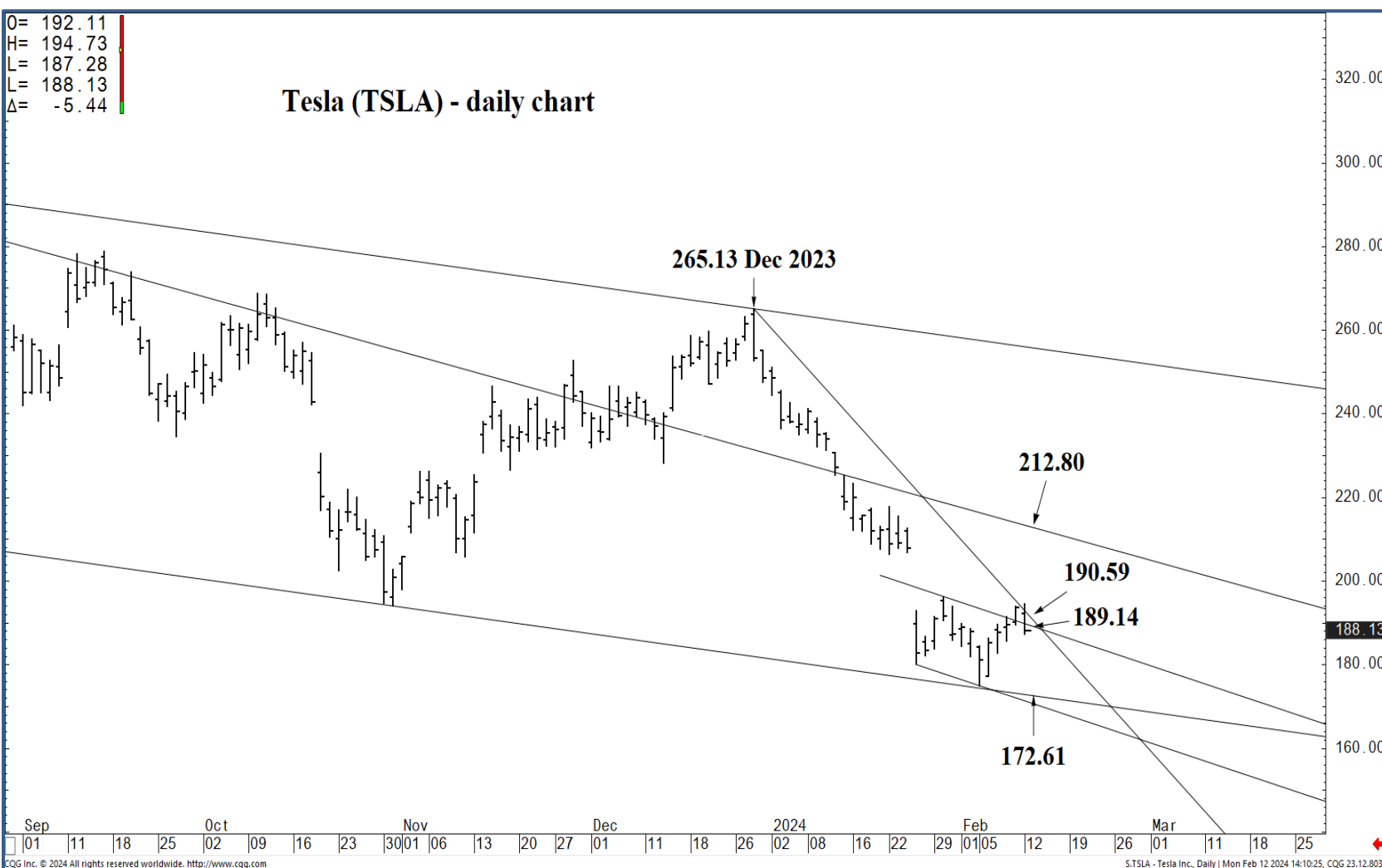
Support and Resistance

- 212.80 **** multi-wk contain UP**
- 209.44 * minor
- 206.27 * session containment**
- 204.04 * minor
- 202.16 * minor
- 200.95 * minor
- 197.36 * intra-day containment
- 194.07 * minor
- 190.59 * session containment UP**
- 187.20 * minor
- 184.87 * minor
- 182.54 * intra-day containment
- 181.06 * minor
- 179.50 * minor
- 177.25 **** multi-week contain**
- 171.79 **** multi-week contain**
- 170.07 * (1% below 171.79)
- 169.32 * intra-day containment
- 166.52 * minor
- 163.91 * session containment**



O= 192.11
 H= 194.73
 L= 187.28
 C= 188.13
 Δ= -5.44

Tesla (TSLA) - daily chart



Sep 01 11 18 25 Oct 02 09 16 23 30 Nov 06 13 20 27 Dec 01 11 18 26 2024 02 08 16 22 29 Feb 01 05 12 19 26 Mar 01 11 18 25

CGG Inc. © 2024 All rights reserved worldwide. <http://www.cgg.com>

S:TSLA - Tesla Inc., Daily | Mon Feb 12 2024 14:10:25, CGG 23.12.8032

Support and Resistance

- 212.80 **** multi-wk contain UP**
- 209.44 * minor
- 206.27 * session containment**
- 204.04 * minor
- 202.16 * minor
- 200.95 * minor
- 197.36 * intra-day containment
- 194.07 * minor
- 190.59 * session containment UP**
- 187.20 * minor
- 184.87 * minor
- 182.54 * intra-day containment
- 181.06 * minor
- 179.50 * minor
- 177.25 **** multi-week contain**
- 171.79 **** multi-week contain**
- 170.07 * (1% below 171.79)
- 169.32 * intra-day containment
- 166.52 * minor
- 163.91 * session containment**

