



# WICKED STOCKS

DIRECTIONAL CLARITY FOR THE ACTIVE INVESTOR



## Support and Resistance

**214.60** \*\*\*\* multi-wk contain UP

- 212.56 \* minor
- 209.44 \* minor
- 206.27 \* minor
- 204.50 \* minor
- 200.00 \* minor
- 197.81 \* intra-day containment
- 194.07 \* minor

**191.30** \* session containment UP

- 189.79 \* minor
- 186.49 \* minor
- 184.68 \* minor
- 181.06 \* intra-day containment
- 179.50 \* minor

**177.25** \*\*\*\* multi-week contain

**173.28** \*\*\*\* multi-week contain

- 171.54 \* (1% below 173.28)
- 169.68 \* intra-day containment
- 166.52 \* minor

**163.91** \* session containment

O= 188.18  
 H= 189.79  
 L= 182.68  
 L= 187.58  
 Δ= +2.48

# Tesla, Inc (TSLA) - weekly bar chart

414.49 Nov 2021 ATH



## Support and Resistance

- 214.60 \*\*\*\* multi-wk contain UP**
- 212.56 \* minor
- 209.44 \* minor
- 206.27 \* minor
- 204.50 \* minor
- 200.00 \* minor
- 197.81 \* intra-day containment
- 194.07 \* minor
- 191.30 \* session containment UP**
- 189.79 \* minor
- 186.49 \* minor
- 184.68 \* minor
- 181.06 \* intra-day containment
- 179.50 \* minor
- 177.25 \*\*\*\* multi-week contain**
- 173.28 \*\*\*\* multi-week contain**
- 171.54 \* (1% below 173.28)
- 169.68 \* intra-day containment
- 166.52 \* minor
- 163.91 \* session containment**



O= 188.18  
 H= 189.79  
 L= 182.68  
 C= 187.58  
 Δ= +2.48

Tesla, Inc (TSLA) - weekly bar chart



**Support and Resistance**

**214.60 \*\*\*\* multi-wk contain UP**

- 212.56 \* minor
- 209.44 \* minor
- 206.27 \* minor
- 204.50 \* minor
- 200.00 \* minor
- 197.81 \* intra-day containment
- 194.07 \* minor

**191.30 \* session containment UP**

- 189.79 \* minor
- 186.49 \* minor
- 184.68 \* minor
- 181.06 \* intra-day containment
- 179.50 \* minor

**177.25 \*\*\*\* multi-week contain**

**173.28 \*\*\*\* multi-week contain**

- 171.54 \* (1% below 173.28)
- 169.68 \* intra-day containment
- 166.52 \* minor

**163.91 \* session containment**



O= 188.18  
 H= 189.79  
 L= 182.68  
 L= 187.58  
 Δ= +2.48

Tesla, Inc (TSLA) - weekly bar chart



**Support and Resistance**

**214.60 \*\*\*\* multi-wk contain UP**

- 212.56 \* minor
- 209.44 \* minor
- 206.27 \* minor
- 204.50 \* minor
- 200.00 \* minor
- 197.81 \* intra-day containment
- 194.07 \* minor

**191.30 \* session containment UP**

- 189.79 \* minor
- 186.49 \* minor
- 184.68 \* minor
- 181.06 \* intra-day containment
- 179.50 \* minor

**177.25 \*\*\*\* multi-week contain**  
**173.28 \*\*\*\* multi-week contain**

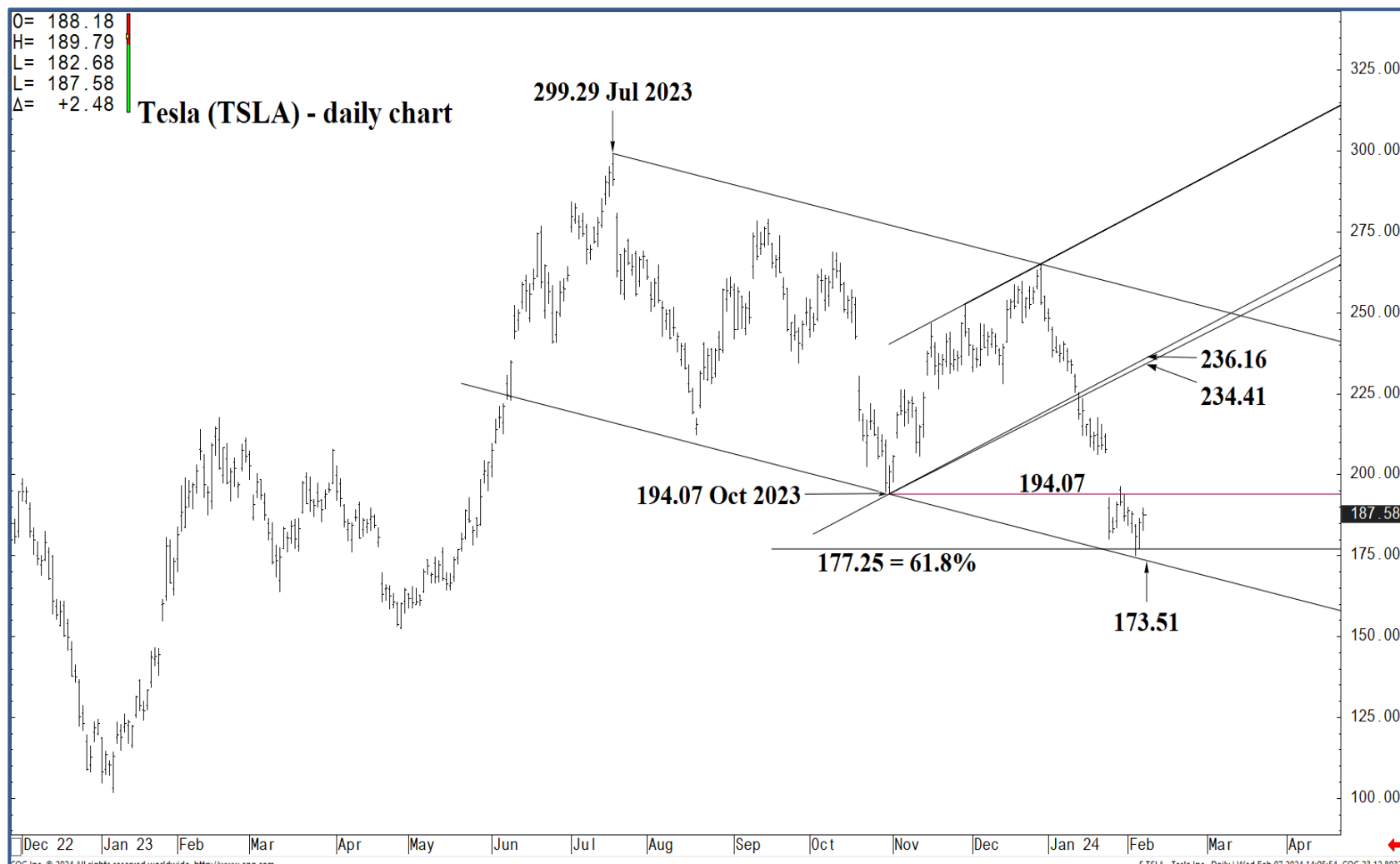
- 171.54 \* (1% below 173.28)
- 169.68 \* intra-day containment
- 166.52 \* minor

**163.91 \* session containment**



O= 188.18  
 H= 189.79  
 L= 182.68  
 C= 187.58  
 Δ= +2.48

**Tesla (TSLA) - daily chart**



**Support and Resistance**

- 214.60 \*\*\*\* multi-wk contain UP**
- 212.56 \* minor
- 209.44 \* minor
- 206.27 \* minor
- 204.50 \* minor
- 200.00 \* minor
- 197.81 \* intra-day containment
- 194.07 \* minor
- 191.30 \* session containment UP**
- 189.79 \* minor
- 186.49 \* minor
- 184.68 \* minor
- 181.06 \* intra-day containment
- 179.50 \* minor
- 177.25 \*\*\*\* multi-week contain**
- 173.28 \*\*\*\* multi-week contain**
- 171.54 \* (1% below 173.28)
- 169.68 \* intra-day containment
- 166.52 \* minor
- 163.91 \* session containment**



O= 188.18  
 H= 189.79  
 L= 182.68  
 L= 187.58  
 Δ= +2.48

### Tesla (TSLA) - daily chart



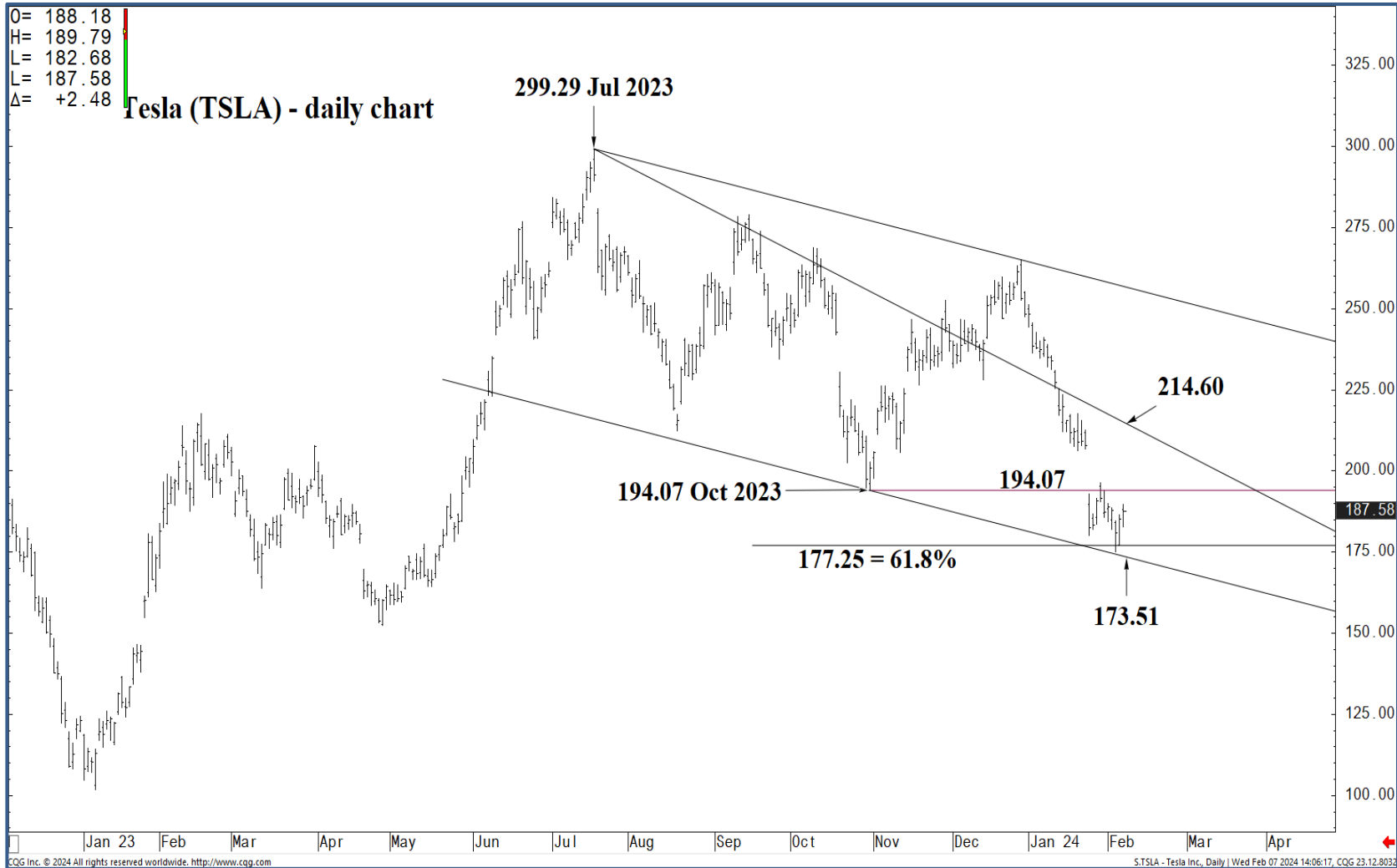
### Support and Resistance

- 214.60 \*\*\*\* multi-wk contain UP**
- 212.56 \* minor
- 209.44 \* minor
- 206.27 \* minor
- 204.50 \* minor
- 200.00 \* minor
- 197.81 \* intra-day containment
- 194.07 \* minor
- 191.30 \* session containment UP**
- 189.79 \* minor
- 186.49 \* minor
- 184.68 \* minor
- 181.06 \* intra-day containment
- 179.50 \* minor
- 177.25 \*\*\*\* multi-week contain**
- 173.28 \*\*\*\* multi-week contain**
- 171.54 \* (1% below 173.28)
- 169.68 \* intra-day containment
- 166.52 \* minor
- 163.91 \* session containment**



O= 188.18  
 H= 189.79  
 L= 182.68  
 C= 187.58  
 Δ= +2.48

**Tesla (TSLA) - daily chart**



**Support and Resistance**

**214.60 \*\*\*\* multi-wk contain UP**

- 212.56 \* minor
- 209.44 \* minor
- 206.27 \* minor
- 204.50 \* minor
- 200.00 \* minor
- 197.81 \* intra-day containment
- 194.07 \* minor

**191.30 \* session containment UP**

- 189.79 \* minor
- 186.49 \* minor
- 184.68 \* minor
- 181.06 \* intra-day containment
- 179.50 \* minor

**177.25 \*\*\*\* multi-week contain**

**173.28 \*\*\*\* multi-week contain**

- 171.54 \* (1% below 173.28)
- 169.68 \* intra-day containment
- 166.52 \* minor

**163.91 \* session containment**



O= 188.18  
 H= 189.79  
 L= 182.68  
 Δ= +2.48

299.29 Jul 2023

### Tesla (TSLA) - daily chart



320.00  
 300.00  
 280.00  
 260.00  
 240.00  
 220.00  
 200.00  
 180.00  
 160.00

### Support and Resistance

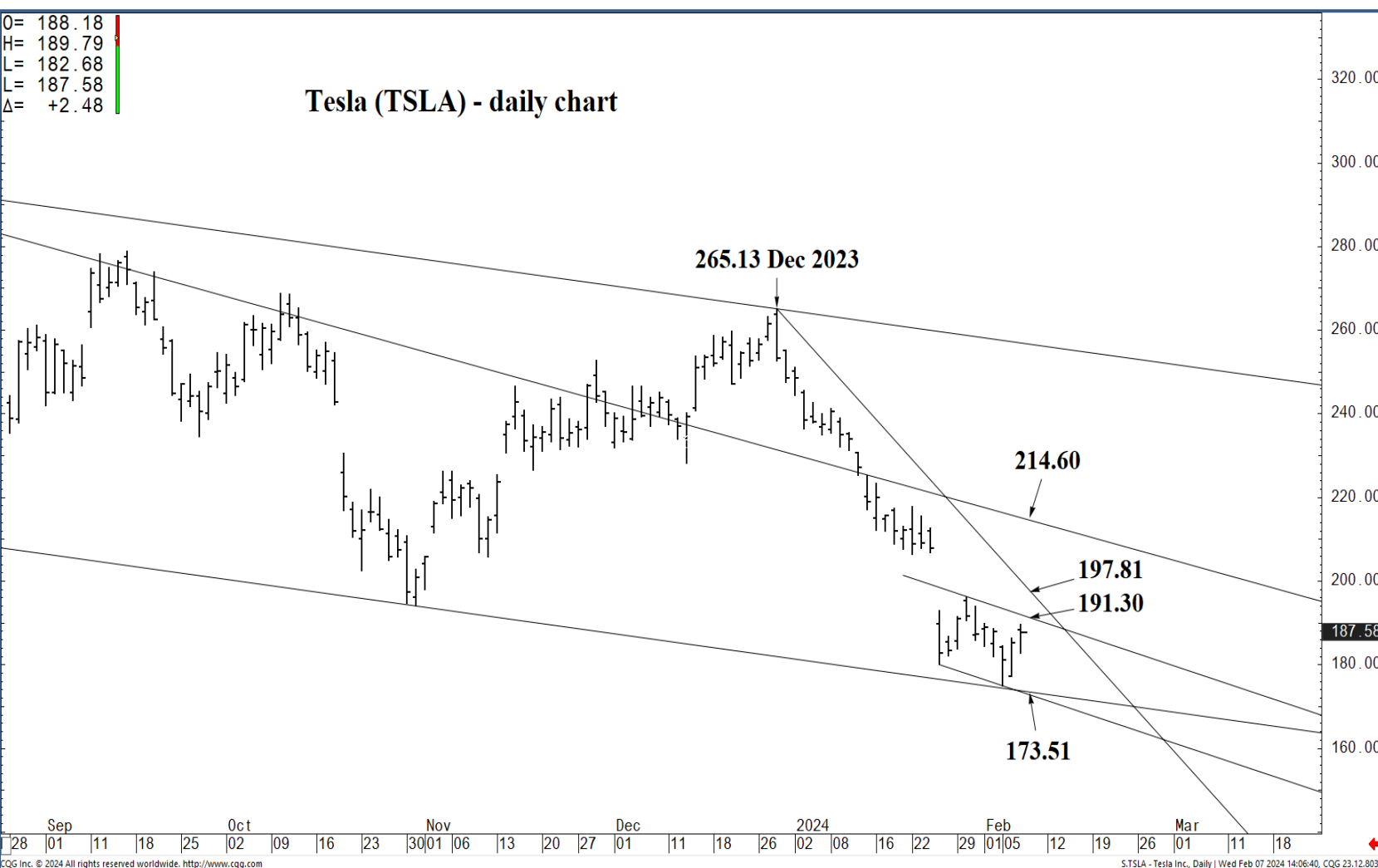
- 214.60 \*\*\*\* multi-wk contain UP**
- 212.56 \* minor
- 209.44 \* minor
- 206.27 \* minor
- 204.50 \* minor
- 200.00 \* minor
- 197.81 \* intra-day containment
- 194.07 \* minor
- 191.30 \* session containment UP**
- 189.79 \* minor
- 186.49 \* minor
- 184.68 \* minor
- 181.06 \* intra-day containment
- 179.50 \* minor
- 177.25 \*\*\*\* multi-week contain**
- 173.28 \*\*\*\* multi-week contain**
- 171.54 \* (1% below 173.28)
- 169.68 \* intra-day containment
- 166.52 \* minor
- 163.91 \* session containment**





O= 188.18  
H= 189.79  
L= 182.68  
C= 187.58  
Δ= +2.48

# Tesla (TSLA) - daily chart



## Support and Resistance

- 214.60 \*\*\*\* multi-wk contain UP**
- 212.56 \* minor
- 209.44 \* minor
- 206.27 \* minor
- 204.50 \* minor
- 200.00 \* minor
- 197.81 \* intra-day containment
- 194.07 \* minor
- 191.30 \* session containment UP**
- 189.79 \* minor
- 186.49 \* minor
- 184.68 \* minor
- 181.06 \* intra-day containment
- 179.50 \* minor
- 177.25 \*\*\*\* multi-week contain**
- 173.28 \*\*\*\* multi-week contain**
- 171.54 \* (1% below 173.28)
- 169.68 \* intra-day containment
- 166.52 \* minor
- 163.91 \* session containment**

CGG Inc. © 2024 All rights reserved worldwide. <http://www.cgg.com>

S:TSLA - Tesla Inc., Daily | Wed Feb 07 2024 14:06:40, CGG 23.12.8032

