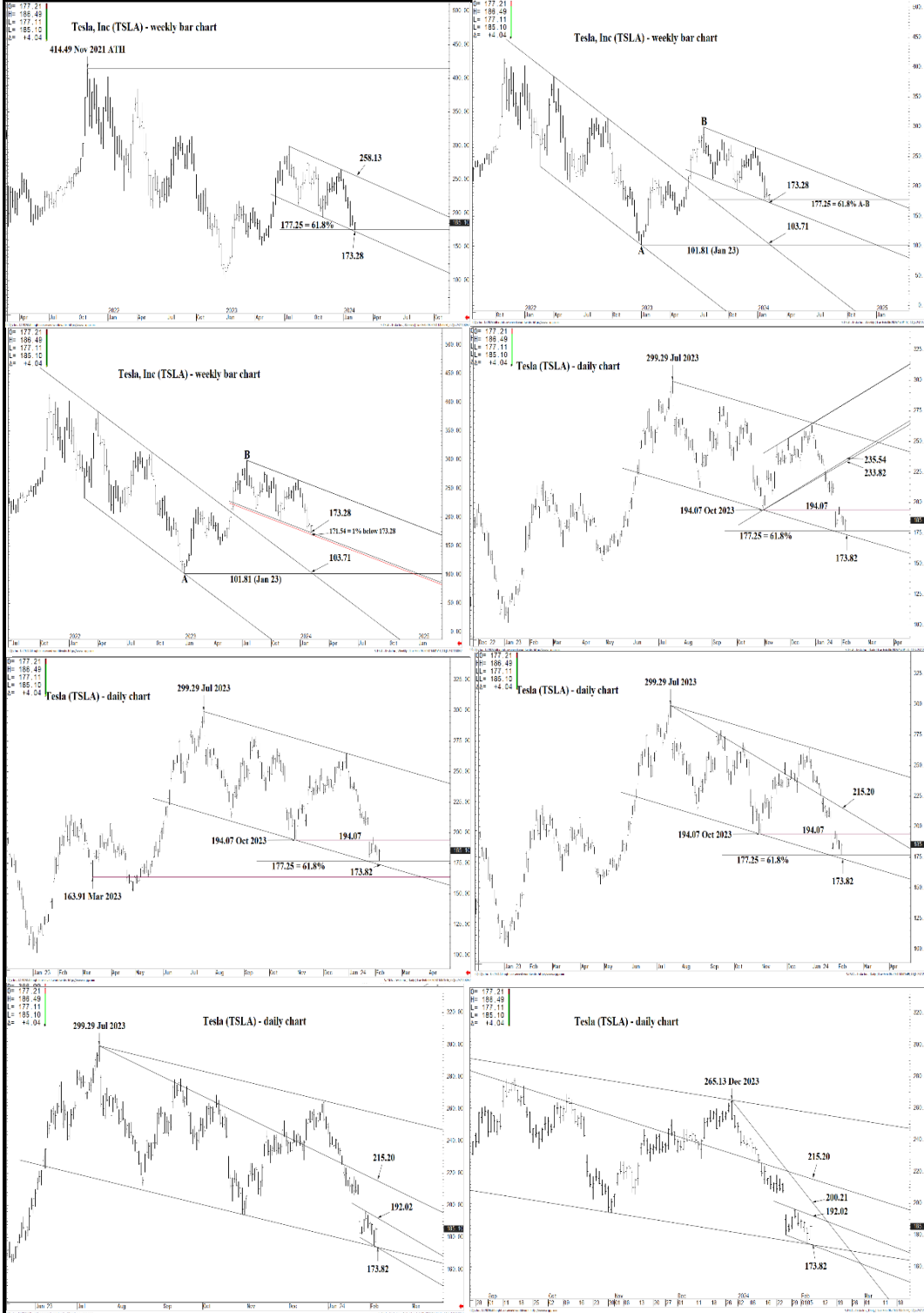




# WICKED STOCKS

DIRECTIONAL CLARITY FOR THE ACTIVE INVESTOR



## Support and Resistance

**215.20** \*\*\*\* multi-wk contain UP

- 212.56 \* minor
- 209.44 \* minor
- 206.27 \* minor

**200.21** \* session containment

- 197.97 \* minor
- 194.07 \* minor

**192.02** \* session containment UP

- 190.61 \* minor
- 188.20 \* minor
- 185.68 \* intra-day containment
- 181.30 \* minor
- 179.50 \* minor

**177.25** \*\*\*\* multi-week contain

**173.28** \*\*\*\* multi-week contain

- 171.54 \* (1% below 173.28)
- 170.04 \* intra-day containment
- 169.51 \* minor
- 166.52 \* minor

**163.91** \* session containment

O= 177.21  
 H= 186.49  
 L= 177.11  
 L= 185.10  
 Δ= +4.04

# Tesla, Inc (TSLA) - weekly bar chart

414.49 Nov 2021 ATH



500.00  
 450.00  
 400.00  
 350.00  
 300.00  
 250.00  
 200.00  
 150.00  
 100.00

## Support and Resistance

**215.20 \*\*\*\* multi-wk contain UP**

- 212.56 \* minor
- 209.44 \* minor
- 206.27 \* minor

**200.21 \* session containment**

- 197.97 \* minor
- 194.07 \* minor

**192.02 \* session containment UP**

- 190.61 \* minor
- 188.20 \* minor
- 185.68 \* intra-day containment
- 181.30 \* minor
- 179.50 \* minor

**177.25 \*\*\*\* multi-week contain**

**173.28 \*\*\*\* multi-week contain**

- 171.54 \* (1% below 173.28)
- 170.04 \* intra-day containment
- 169.51 \* minor
- 166.52 \* minor

**163.91 \* session containment**



O= 177.21  
 H= 186.49  
 L= 177.11  
 C= 185.10  
 Δ= +4.04

Tesla, Inc (TSLA) - weekly bar chart



**Support and Resistance**

**215.20 \*\*\*\* multi-wk contain UP**

- 212.56 \* minor
- 209.44 \* minor
- 206.27 \* minor

**200.21 \* session containment**

- 197.97 \* minor
- 194.07 \* minor

**192.02 \* session containment UP**

- 190.61 \* minor
- 188.20 \* minor
- 185.68 \* intra-day containment
- 181.30 \* minor
- 179.50 \* minor

**177.25 \*\*\*\* multi-week contain**

**173.28 \*\*\*\* multi-week contain**

- 171.54 \* (1% below 173.28)
- 170.04 \* intra-day containment
- 169.51 \* minor
- 166.52 \* minor

**163.91 \* session containment**



O= 177.21  
 H= 186.49  
 L= 177.11  
 C= 185.10  
 Δ= +4.04

Tesla, Inc (TSLA) - weekly bar chart



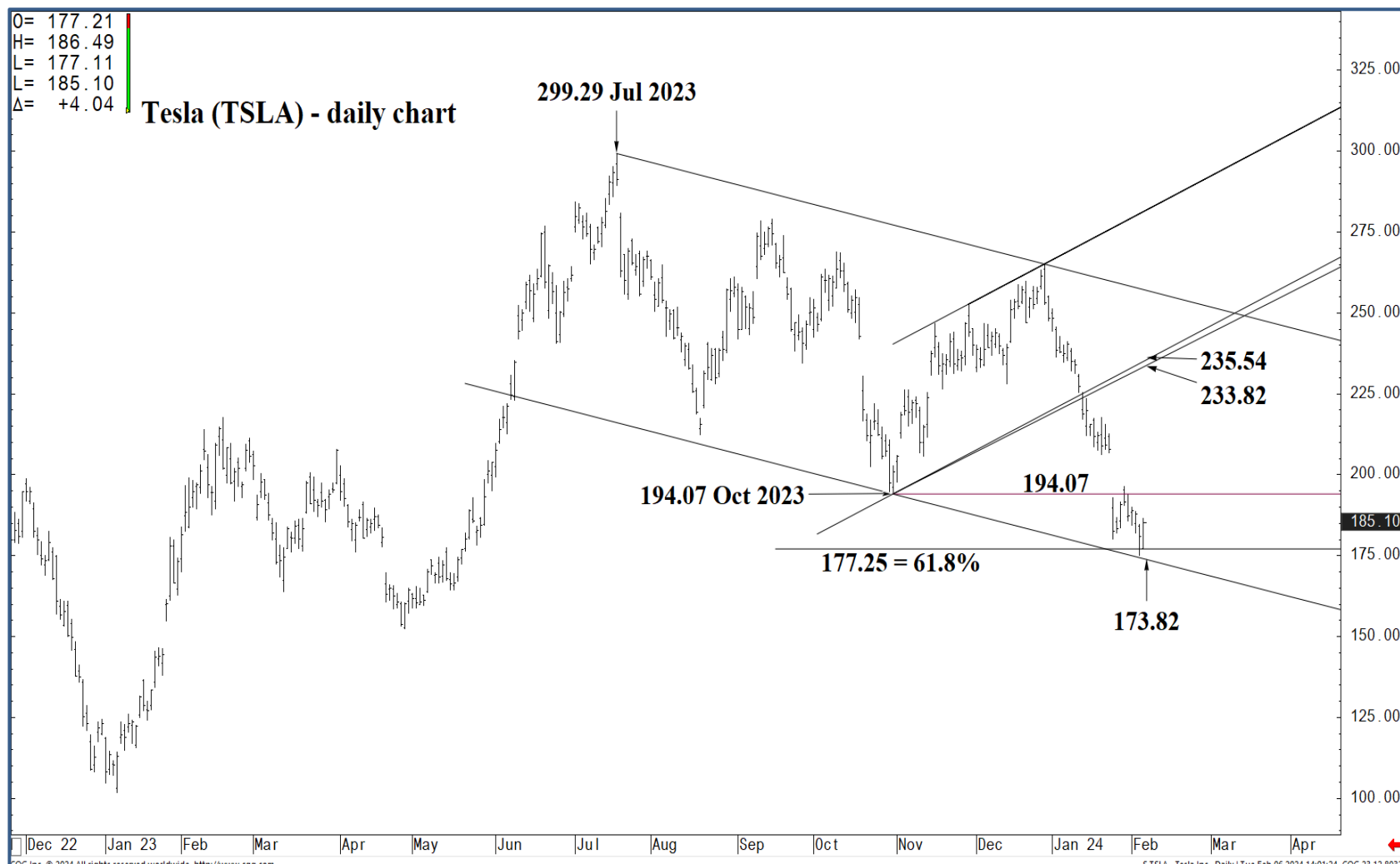
**Support and Resistance**

- 215.20 \*\*\*\* multi-wk contain UP**
- 212.56 \* minor
- 209.44 \* minor
- 206.27 \* minor
- 200.21 \* session containment**
- 197.97 \* minor
- 194.07 \* minor
- 192.02 \* session containment UP**
- 190.61 \* minor
- 188.20 \* minor
- 185.68 \* intra-day containment
- 181.30 \* minor
- 179.50 \* minor
- 177.25 \*\*\*\* multi-week contain**
- 173.28 \*\*\*\* multi-week contain**
- 171.54 \* (1% below 173.28)
- 170.04 \* intra-day containment
- 169.51 \* minor
- 166.52 \* minor
- 163.91 \* session containment**



O= 177.21  
 H= 186.49  
 L= 177.11  
 C= 185.10  
 Δ= +4.04

# Tesla (TSLA) - daily chart



## Support and Resistance

- 215.20 \*\*\*\* multi-wk contain UP**
- 212.56 \* minor
- 209.44 \* minor
- 206.27 \* minor
- 200.21 \* session containment**
- 197.97 \* minor
- 194.07 \* minor
- 192.02 \* session containment UP**
- 190.61 \* minor
- 188.20 \* minor
- 185.68 \* intra-day containment
- 181.30 \* minor
- 179.50 \* minor
- 177.25 \*\*\*\* multi-week contain**
- 173.28 \*\*\*\* multi-week contain**
- 171.54 \* (1% below 173.28)
- 170.04 \* intra-day containment
- 169.51 \* minor
- 166.52 \* minor
- 163.91 \* session containment**



O= 177.21  
 H= 186.49  
 L= 177.11  
 L= 185.10  
 Δ= +4.04

# Tesla (TSLA) - daily chart



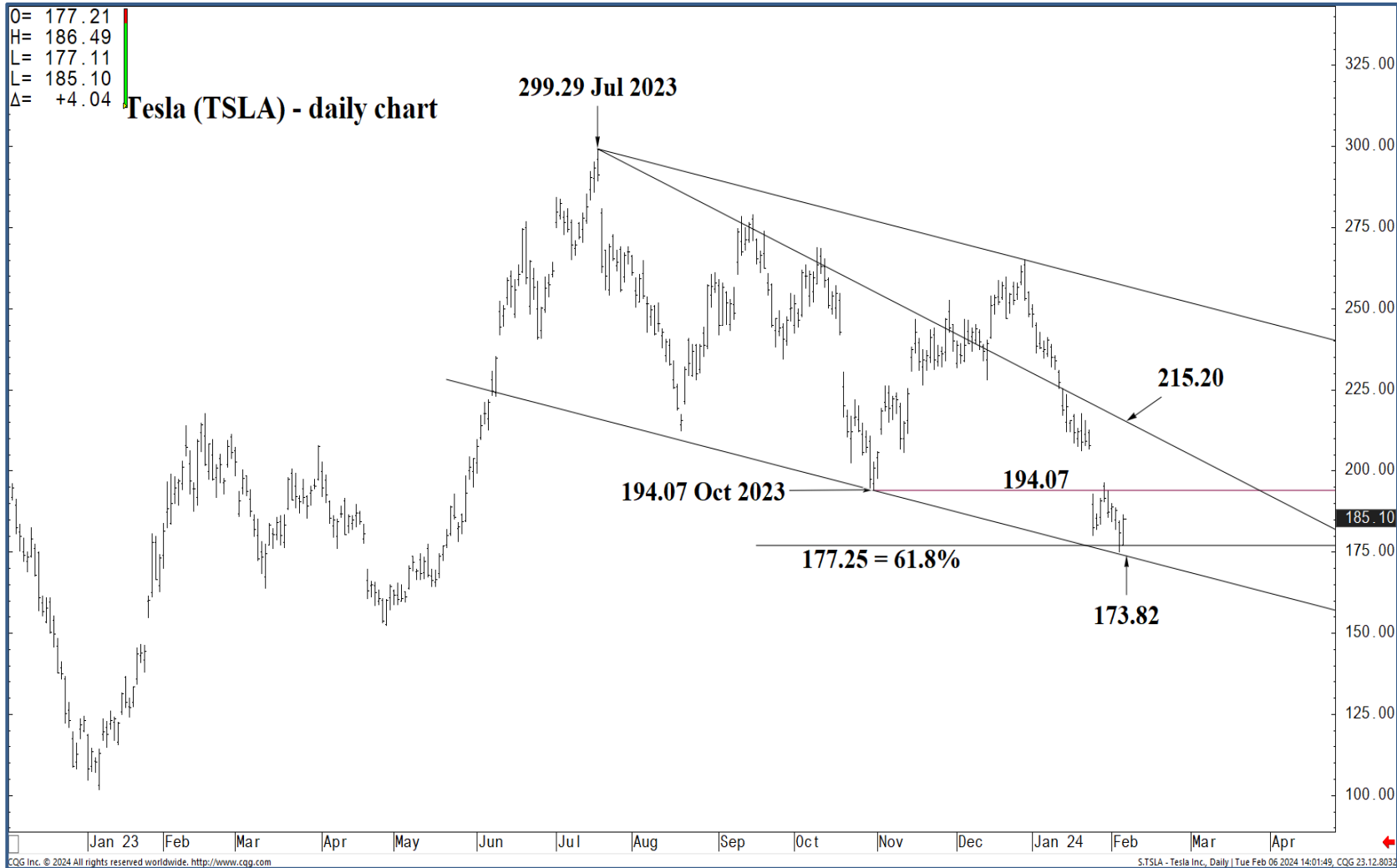
## Support and Resistance

- 215.20 \*\*\*\* multi-wk contain UP**
- 212.56 \* minor
- 209.44 \* minor
- 206.27 \* minor
- 200.21 \* session containment**
- 197.97 \* minor
- 194.07 \* minor
- 192.02 \* session containment UP**
- 190.61 \* minor
- 188.20 \* minor
- 185.68 \* intra-day containment
- 181.30 \* minor
- 179.50 \* minor
- 177.25 \*\*\*\* multi-week contain**
- 173.28 \*\*\*\* multi-week contain**
- 171.54 \* (1% below 173.28)
- 170.04 \* intra-day containment
- 169.51 \* minor
- 166.52 \* minor
- 163.91 \* session containment**



O= 177.21  
 H= 186.49  
 L= 177.11  
 C= 185.10  
 Δ= +4.04

### Tesla (TSLA) - daily chart



### Support and Resistance

- 215.20 \*\*\*\* multi-wk contain UP**
- 212.56 \* minor
- 209.44 \* minor
- 206.27 \* minor
- 200.21 \* session containment**
- 197.97 \* minor
- 194.07 \* minor
- 192.02 \* session containment UP**
- 190.61 \* minor
- 188.20 \* minor
- 185.68 \* intra-day containment
- 181.30 \* minor
- 179.50 \* minor
- 185.10**
- 177.25 \*\*\*\* multi-week contain**
- 173.28 \*\*\*\* multi-week contain**
- 171.54 \* (1% below 173.28)
- 170.04 \* intra-day containment
- 169.51 \* minor
- 166.52 \* minor
- 163.91 \* session containment**



O= 177.21  
H= 186.49  
L= 177.11  
C= 185.10  
Δ= +4.04

299.29 Jul 2023

### Tesla (TSLA) - daily chart



320.00  
300.00  
280.00  
260.00  
240.00  
220.00  
200.00  
185.10  
180.00  
160.00

### Support and Resistance

- 215.20 \*\*\*\* multi-wk contain UP**
- 212.56 \* minor
- 209.44 \* minor
- 206.27 \* minor
- 200.21 \* session containment**
- 197.97 \* minor
- 194.07 \* minor
- 192.02 \* session containment UP**
- 190.61 \* minor
- 188.20 \* minor
- 185.68 \* intra-day containment
- 181.30 \* minor
- 179.50 \* minor
- 177.25 \*\*\*\* multi-week contain**
- 173.28 \*\*\*\* multi-week contain**
- 171.54 \* (1% below 173.28)
- 170.04 \* intra-day containment
- 169.51 \* minor
- 166.52 \* minor
- 163.91 \* session containment**

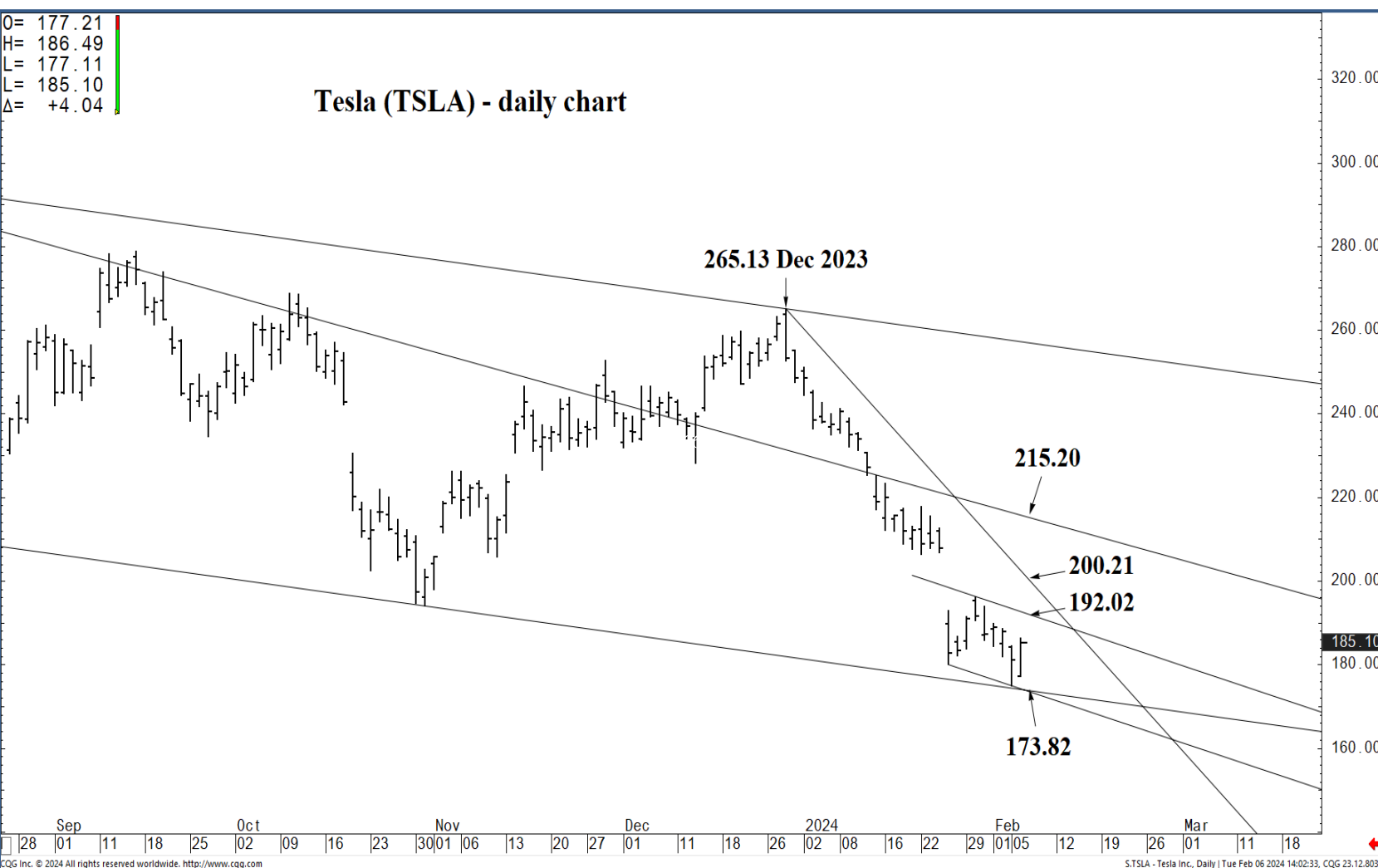
Jun 23 Jul Aug Sep Oct Nov Dec Jan 24 Feb Mar  
CGQ Inc. © 2024 All rights reserved worldwide. http://www.cgq.com S:TSLA - Tesla Inc., Daily | Tue Feb 06 2024 14:02:05, CGQ 23.12.8032





O= 177.21  
 H= 186.49  
 L= 177.11  
 C= 185.10  
 Δ= +4.04

# Tesla (TSLA) - daily chart



## Support and Resistance

- 215.20** \*\*\*\* multi-wk contain UP
- 212.56 \* minor
- 209.44 \* minor
- 206.27 \* minor
- 200.21** \* session containment
- 197.97 \* minor
- 194.07 \* minor
- 192.02** \* session containment UP
- 190.61 \* minor
- 188.20 \* minor
- 185.68 \* intra-day containment
- 181.30 \* minor
- 179.50 \* minor
- 177.25** \*\*\*\* multi-week contain
- 173.28** \*\*\*\* multi-week contain
- 171.54 \* (1% below 173.28)
- 170.04 \* intra-day containment
- 169.51 \* minor
- 166.52 \* minor
- 163.91** \* session containment

CGG Inc. © 2024 All rights reserved worldwide. <http://www.cgg.com>

S:TSLA - Tesla Inc., Daily | Tue Feb 06 2024 14:02:33, CGG 23.12.8032

